

TB 01

Tematski bilten
Thematic Bulletin
ISSN 1840-1058

Bruto domaći proizvod **prema proizvodnom, dohodovnom i** **rashodnom pristupu**

*Gross Domestic Product by Production,
Income and Expenditure Approach*

2017



Bosna i Hercegovina
Bosnia and Herzegovina



Agencija za statistiku
Bosne i Hercegovine
Agency for Statistics of
Bosnia and Herzegovina

Sarajevo, 2019.

BRUTO DOMAĆI PROIZVOD PREMA PROIZVODNOM, DOHODOVNOM I RASHODNOM PRISTUPU

GROSS DOMESTIC PRODUCT BY PRODUCTION, INCOME AND EXPENDITURE APPROACH

2017



Bosna i Hercegovina
Bosnia and Herzegovina



**Agencija za statistiku
Bosne i Hercegovine**
Agency for Statistics of
Bosnia and Herzegovina

Sarajevo, 2019.

Izdaje: Agencija za statistiku Bosne i Hercegovine
Zelenih beretki 26, 71000 Sarajevo
Bosna i Hercegovina
Telefon: +387 33 91 19 11; Telefaks: +387 33 22 06 22

Elektronička pošta: bhas@bhas.ba; **Internetska stranica:** www.bhas.gov.ba

Published: Agency for Statistics of Bosnia and Herzegovina
Zelenih beretki 26, Sarajevo
Bosnia and Herzegovina

Odgovara: Dr.sc. Velimir Jukić, ravnatelj
Person responsible: Velimir Jukić, PhD, Director

Podatke priredili: Dijana Mlikota, Edina Kozić, Aida Mehić, Vanja Erak, Lana Šimić
Data prepared by: Dijana Mlikota, Edina Kozić, Aida Mehić, Vanja Erak, Lana Šimić

Lektura: Amra Kapetanović
Proofreading: Amra Kapetanović

Dizajn korice: Lejla Rakić Bekić
Cover design: Lejla Rakić Bekić

Tehnička priprema: Larisa Hasanbegović
Pre-press and DTP: Larisa Hasanbegović

Molimo korisnike Publikacije da prilikom uporabe podataka obvezno navedu izvor.
Users are kindly requested to mention data source.

KAZALO
CONTENT

PREDGOVOR	5
FOREWORD	6
KRATICE I ZNAKOVI	7
ABBREVIATIONS AND SYMBOLS	7
BRUTO DOMAĆI PROIZVOD PREMA PROIZVODNOM I DOHODOVNOM PRISTUPU	9
GROSS DOMESTIC PRODUCT BY PRODUCTION AND INCOME APPROACH	9
UVODNE NAPOMENE	11
INTRODUCTORY REMARKS	12
POSEBNE NAPOMENE KORISNICIMA	13
A NOTE OF EXPLANATION FOR DATA USERS	14
METODOLOŠKA OBJAŠNJENJA	15
NOTES ON METHODOLOGY	15
TABLICE I GRAFIKONI	19
TABLES AND GRAPHS.....	19
Tablica 1.1 Osnovni agregati nacionalnih računa za BiH	21
Table 1.1 Main aggregates of national accounts for BiH.....	21
Tablica 1.2 Bruto domaći proizvod za BiH i entitete	21
Table 1.2 Gross domestic product for BiH and entities	21
Tablica 1.3 Učešće entiteta u BDP BiH, u %	22
Table 1.3 Share of entities in GDP of BiH, in %.....	22
Tablica 2.1 BiH-Bruto dodana vrijednost po djelatnostima i bruto domaći proizvod, tekuće cijene	23
Table 2.1 BiH-Gross value added by activities and gross domestic product, current prices	23
Tablica 2.2 BiH-Bruto dodana vrijednost po djelatnostima i bruto domaći proizvod, tekuće cijene	26
Table 2.2 BiH-Gross value added by activities and gross domestic product, current prices	26
Tablica 2.3 BiH-Bruto dodana vrijednost po djelatnostima i bruto domaći proizvod, tekuće cijene, nominalni indeksi	29
Table 2.3 BiH-Gross value added by activities and gross domestic product, current prices, nominal indices.....	29
Tablica 3.1 BiH-Račun proizvodnje po djelatnostima u 2016. godini, tekuće cijene	32
Table 3.1 BiH-Production account by activities in 2016, current prices.....	32
Tablica 3.2 BiH-Račun proizvodnje po djelatnostima u 2017. godini, tekuće cijene	35
Table 3.2 BiH-Production account by activities in 2017, current prices.....	35
Tablica 4.1 BiH-Bruto dodana vrijednost po djelatnostima i bruto domaći proizvod, stalne cijene (u cijenama prethodne godine)	38
Table 4.1 BiH – Gross value added by activities and gross domestic product, at constant prices (at prices of the previous year)	38
Tablica 4.2 BiH-Bruto dodana vrijednost po djelatnostima i bruto domaći proizvod, stalne cijene (u cijenama prethodne godine), Realni indeksi	40
Table 4.2 BiH-Gross value added by activities and gross domestic product, at constant prices (at prices of the previous year), Real indices.....	40
Tablica 4.3 BiH-Bruto dodana vrijednost po djelatnostima i bruto domaći proizvod, lančano povezane vrijednosti u cijenama 2010. godine	42
Table 4.3 BiH-Gross value added by activities and gross domestic product, chain linked at price 2010.....	42
Tablica 5.1 BiH-Račun stvaranja dohotka u 2016. godini	44
Table 5.1 BiH-Generation of income account in 2016.....	44
Tablica 5.2 BiH-Račun stvaranja dohotka u 2017. godini	46
Table 5.2 BiH-Generation of income account in 2017.....	46
Grafikon: Bruto domaći proizvod, milijuna KM	48
Graph: Gross domestic product, mln KM	48
Grafikon: BDP po stanovniku za BiH, KM	48
Graph: GDP per capita, KM.....	48
Grafikon: BDP-Stope realnog rasta	48
Graph: GDP-Real growth rates.....	48
BRUTO DOMAĆI PROIZVOD PREMA RASHODNOM PRISTUPU 2007-2017	49
GROSS DOMESTIC PRODUCT BY EXPENDITURE APPROACH 2007-2016	49
UVODNE NAPOMENE ZA KORISNIKE	51
INTRODUCTORY NOTES FOR USERS	52
METODOLOŠKA OBJAŠNJENJA	53
NOTES ON METHODOLOGY	53
TABLICE I GRAFIKONI	69
TABLES AND GRAPHS.....	69

Grafikon: Bruto domaći proizvod, rashodni metod, tekuće cijene, 2017	71
<i>Graph: Gross domestic product by expenditure, current prices, 2017</i>	<i>71</i>
Grafikon: Bruto domaći proizvod, rashodni metod, stalne cijene, 2017	71
<i>Graph: Gross domestic product by expenditure, constant prices, 2017.....</i>	<i>71</i>
Tablica 1.1 Bruto domaći proizvod prema rashodnom pristupu, tekuće cijene	72
<i>Table 1.1 Gross domestic product by expenditure approach, current prices.....</i>	<i>72</i>
Tablica 1.2 Bruto domaći proizvod prema rashodnom pristupu, tekuće cijene, struktura	74
<i>Table 1.2 Gross domestic product by expenditure approach, current prices, structure</i>	<i>74</i>
Tablica 2.1 Bruto domaći proizvod prema rashodnom pristupu, stalne cijene(u cijenama prethodne godine).....	76
<i>Table 2.1 Gross domestic product by expenditure approach, at constant prices (at prices of previous year).....</i>	<i>76</i>
Tablica 2.2 Bruto domaći proizvod prema rashodnom pristupu, stalne cijene, struktura	78
<i>Table 2.2 Gross domestic product by expenditure approach, at constant prices, structure.....</i>	<i>78</i>
Tablica 3.1 Bruto domaći proizvod prema rashodnom pristupu, nominalni indeksi (prethodna godina =100)	80
<i>Table 3.1 Gross domestic product by expenditure approach, nominal indices (previous year = 100).....</i>	<i>80</i>
Tablica 3.2 Bruto domaći proizvod prema rashodnom pristupu, realni indeksi	82
<i>Table 3.2 Gross domestic product by expenditure approach, real indices.....</i>	<i>82</i>
Grafikon: Izdaci za krajnju potrošnju kućanstava 2017, prema COICOP	85
<i>Graph: Households final consumption expenditure 2017, by COICOP.....</i>	<i>85</i>
Tablica 4.1 Izdaci za krajnju potrošnju kućanstava, tekuće cijene.....	86
<i>Table 4.1 Households final consumption expenditure, current prices.....</i>	<i>86</i>
Tablica 4.2 Izdaci za krajnju potrošnju kućanstava, tekuće cijene, struktura	88
<i>Table 4.2 Households final consumption expenditure, current prices, structure</i>	<i>88</i>
Tablica 5.1 Izdaci za krajnju potrošnju kućanstava, stalne cijene (u cijenama prethodne godine)	90
<i>Table 5.1 Households final consumption expenditure, at constant prices (at prices of previous year).....</i>	<i>90</i>
Tablica 5.2 Izdaci za krajnju potrošnju kućanstava, stalne cijene, struktura	92
<i>Table 5.2 Households final consumption expenditure, at constant prices, structure.....</i>	<i>92</i>
Tablica 6.1 Izdaci za krajnju potrošnju kućanstava, nominalni indeksi (prethodna godina=100).....	94
<i>Table 6.1 Households final consumption expenditure, nominal indices (previous year=100).....</i>	<i>94</i>
Tablica 6.2 Izdaci za krajnju potrošnju kućanstava, realni indeksi	96
<i>Table 6.2 Households final consumption expenditure, real indices.....</i>	<i>96</i>
Grafikon: Bruto domaći proizvod i bruto investicije u stalna sredstva, tekuće cijene.....	99
<i>Graph: Gross domestic product and gross fixed capital formation, current prices</i>	<i>99</i>
Grafikon: Bruto investicije u stalna sredstva, struktura	99
<i>Graph: Gross fixed capital formation, structure.....</i>	<i>99</i>
Tablica 7.1 Bruto investicije u stalna sredstva, tekuće cijene	100
<i>Table 7.1 Gross fixed capital formation, current prices</i>	<i>100</i>
Tablica 7.2 Bruto investicije u stalna sredstva, tekuće cijene, struktura	100
<i>Table 7.2 Gross fixed capital formation, current prices, structure.....</i>	<i>100</i>
Tablica 7.3 Bruto investicije u stalna sredstva, nominalni indeksi (prethodna godina = 100)	100
<i>Table 7.3 Gross fixed capital formation, nominal indices (previous year = 100).....</i>	<i>100</i>
Tablica 8.1 Bruto investicije u stalna sredstva, stalne cijene (u cijenama prethodne godine)	101
<i>Table 8.1 Gross fixed capital formation, at constant prices (at prices of previous year)</i>	<i>101</i>
Tablica 8.2 Bruto investicije u stalna sredstva, stalne cijene, struktura	101
<i>Table 8.2 Gross fixed capital formation, at constant prices, structure.....</i>	<i>101</i>
Tablica 8.3 Bruto investicije u stalna sredstva, realni indeksi	101
<i>Table 8.3 Gross fixed capital formation, real indices.....</i>	<i>101</i>
Tablica 9.1 Bruto domaći proizvod prema rashodnom pristupu, u cijenama 2010 (lančano povezane vrijednosti)	102
<i>Table 9.1 Gross domestic product, by expenditure approach, at prices of 2010 (chain-linked values)</i>	<i>102</i>
Tablica 9.2 Bruto domaći proizvod prema rashodnom pristupu, Deflatori	104
<i>Table 9.2 Gross domestic product, by expenditure approach, Deflators.....</i>	<i>104</i>
Tablica 10.1 Izdaci za krajnju potrošnju kućanstava, u cijenama 2010 (lančano povezane vrijednosti).....	106
<i>Table 10.1 Household final consumption expenditure, at prices of 2010 (chain-linked values).....</i>	<i>106</i>
Tablica 10.2 Izdaci za krajnju potrošnju kućanstava, Deflatori	108
<i>Table 10.2 Household final consumption expenditure, Deflators.....</i>	<i>108</i>
Tablica 11.1 Bruto investicije u stalna sredstva, u cijenama 2010 (lančano povezane vrijednosti)	110
<i>Table 11.1 Gross fixed capital formation estimates, at prices of 2010 (chain-linked values).....</i>	<i>110</i>
Tablica 11.2 Bruto investicije u stalna sredstva, Deflatori	110
<i>Table 11.2 Gross fixed capital formation estimates, Deflators.....</i>	<i>110</i>

PREDGOVOR

Bilten "Nacionalni računi - Bruto domaći proizvod za Bosnu i Hercegovinu" urađen je u okviru redovitih aktivnosti Agencije za statistiku Bosne i Hercegovine na agregiranju i publiciranju podataka za razinu Bosne i Hercegovine. Podaci publikovani u Biltenu rezultat su zajedničkog rada Agencije za statistiku Bosne i Hercegovine, Federalnog zavoda za statistiku, Republičkog zavoda za statistiku Republike Srpske i Ekspoziture BHAS-a u Brčko distriktu BiH.

U Biltenu se publiciraju osnovni agregati nacionalnih računa za Bosnu i Hercegovinu. Bruto domaći proizvod Bosne i Hercegovine obračunat je prema metodologiji Sistema nacionalnih računa Ujedinjenih naroda - SNA2008 i Europskog sustava nacionalnih računa – ESA2010. Rad na primjeni ovih preporuka zavisi od obima, kvaliteta i sadržaja temeljnih statističkih podataka na kojima se Sustav zasniva. Suglasno tome Sustav će se i razvijati u narednom razdoblju. Krajnji zadatak je uvođenje i dosljedna primjena metodologije i preporuka SNA/ESA, što treba rezultirati zaokruženim Sustavom nacionalnih računa za Bosnu i Hercegovinu.

U prvom dijelu Biltena publicirana je serija podataka o bruto domaćem proizvodu (BDP) za razinu Bosne i Hercegovine po proizvodnom pristupu u tekućim cijenama, cijenama prethodne godine, kao i lančano povezane vrijednosti sa 2010. kao referentnom godinom i bruto domaćem proizvodu po dohodovnom pristupu u tekućim cijenama.

U drugom dijelu Biltena prezentirani su podaci o bruto domaćem proizvodu po rashodnom pristupu kao i osnovne kategorije potrošnje u tekućim cijenama, cijenama prethodne godine kao i lančano povezane vrijednosti sa 2010. kao referentnom godinom.

Potrebno je imati u vidu da se procjene BDP mogu proizvesti korištenjem tri različita pristupa (proizvodni, rashodni i dohodovni), a svaki od navedenih pokazuje drugačiji pogled na ekonomsku sliku. Premda bi teoretski, mjerenja BDP korištenjem različitih pristupa trebala da se podudare, u praksi se javljaju razlike uslijed razlika u izvorima podataka kao i korištenim metodama. Uobičajna je praksa da zemlje eksciplitno prezentiraju ovu razliku u publikacijama, a u isto vrijeme poduzimaju aktivnosti da se ove razlike zadrže na relativno maloj razini.

Uvjereni smo da će prikazani podaci omogućiti sveobuhvatnije praćenje ekonomske aktivnosti i pružiti najvažnije informacije širokom krugu korisnika.

Velimir Jukić, ravnatelj

Sarajevo, prosinac 2018.

FOREWORD

The Bulletin "National Accounts - Gross Domestic Product for Bosnia and Herzegovina" was prepared as a part of the regular activities of the Agency for Statistics of Bosnia and Herzegovina on the aggregation and publication of data at the level of Bosnia and Herzegovina. Data in the Bulletin presents results of the joint work of the Agency for Statistics of BiH, the Federal Office for Statistics, Republic Srpska Institute for Statistics and BHAS Branch Office in Brcko District.

Main aggregates of national accounts for Bosnia and Herzegovina are presented in this publication. Gross domestic product of Bosnia and Herzegovina has been calculated according to the methodology of System of National Accounts – SNA2008 and European System of National Accounts ESA2010. Activities on application of these recommendations depend on volume, quality and content of primary statistical data the system is based on, and directly will reflect on future development of the System. Final task is introduction and consistent application of SNA methodology and recommendations in order to achieve comprehensive system of national accounts for Bosnia and Herzegovina.

Data of gross domestic product (GDP) by production approach at current prices, at previous year prices and chain linked values with 2010 as reference year and gross domestic product by income approach at current prices are given in the first part.

Data of gross domestic product by expenditure approach as well as the main expenditure categories at current prices, at previous year prices and chain linked values with 2010 as reference year are given in the second part.

It should be noted that GDP estimates can be produced using three different approaches (production, expenditure, and income), each one showing a different aspect of the economic picture. Although theoretically the measurements of GDP using different approaches should coincide, in practice, discrepancies arise due to the differences in data sources and methods used. It is common practice that countries present these discrepancies explicitly in their publications, at the same time that efforts are made to keep them at a reasonable small relative magnitude. In the case of BiH the official figures of GDP are based on the production approach, thus showing the creation of value and its growth rate from year to year by industrial origin of economic activity, whereas the GDP estimates by final expenditures show how the value created through economic activity is spent by the different economic sectors in consumption, investment or sold abroad as exports

We are fully convinced that the data presented will facilitate a comprising observance of economic activity and offer the crucial information for a wide range of users.

Velimir Jukić, Director

Sarajevo, December 2018

KRATICE:

SNA - Sustav nacionalnih računa

ESA - Europski sustav računa

BDP - Bruto domaći proizvod

FISIM - Usluge financijskog posredovanja neizravno mjerene

EU NACE Rev.2 - Klasifikacija ekonomskih aktivnosti u EU

CPA - Klasifikacija proizvoda po aktivnostima

COICOP - Klasifikacija individualne potrošnje po namjeni

PRODCOM - Nomenklatura industrijskih proizvoda

CPI - Indeks potrošačkih cijena

PPI - Indeks cijena proizvođača

NPISH - Neprofitne institucije koje usluge pružaju kućanstvima

BoP - Platna bilanca

UVI - Indeksi izvoznih i uvoznih cijena

ZNAKOVI:

-- - nema pojave

0 - podatak je manji od 0,5 upotrebene mjerne jedinice

-- - podatak ne može da se prikaže

ABBREVIATIONS:

SNA - System of National Accounts

ESA - European system of accounts

GDP - Gross domestic product

FISIM - Financial intermediation services indirectly measured

EU NACE Rev.2 - Classification of Economic Activities in the European Community

CPA - Classification of Products by Activity

COICOP - Classification of Individual Consumption by Purpose

PRODCOM - Nomenclature of industrial products

CPI - Consumer Price Index

PPI - Producer Price Index

NPISH - Non Profit Institutions Serving Households

BoP - Balance of Payments

UVI - Unit Values Index

SYMBOLS:

-- - no occurrence

0 - values less than 0.5 of the unit of measure used

-- - data not available

**BRUTO DOMAĆI PROIZVOD
PREMA PROIZVODNOM I
DOHODOVNOM PRISTUPU**

***GROSS DOMESTIC PRODUCT BY
PRODUCTION AND INCOME APPROACH***

UVODNE NAPOMENE

U obračunu Bruto domaćeg proizvoda za Bosnu i Hercegovinu i entitete primjenjuju se metodologija Ujedinjenih naroda «Sustav nacionalnih računa 2008» – SNA2008 i njena europska verzija «Europski sustav nacionalnih računa 2010» – ESA2010.

Za izvođenje obračuna Bruto domaćeg proizvoda, za BiH i entitete, korišteni su administrativni izvori podataka, rezultati zvaničnih statističkih istraživanja, a obuhvaćene su i procjene neobuhvaćenih ekonomskih aktivnosti i imputirane rente.

Obračun se izvodi na temelju podataka poslovnih subjekata registriranih i raspoređenih prema Klasifikaciji djelatnosti KD BiH 2010, koja je usklađena sa europskom klasifikacijom NACE – Rev.2. Poslovni subjekti su za obračun BDP-a grupisani u područja djelatnosti kao institucionalne jedinice, prema sjedištu i pretežitoj djelatnosti preduzeća, a ne prema jedinicama homogene aktivnosti (jedinice u sastavu).

Preračunavanje BDP-a u USD odnosno EUR vrši se po prosječnom godišnjem kursu Centralne banke Bosne i Hercegovine, a obračun BDP-a po stanovniku na temelju procijenjenog ukupnog broja stanovnika sredinom godine.

Bruto domaći proizvod (BDP) za BiH po proizvodnom pristupu za 2017. godinu nominalno je iznosio 31.376 mil. KM i u odnosu na 2016. godinu nominalno je veći za 4,92%.

Bruto domaći proizvod po stanovniku iznosio je 8.954 KM ili 4.578 EUR ili 5.160 USD.

Korištenjem podataka Centralne banke BiH (neto primarni dohoci iz inozemstva i neto primljeni transferi iz inozemstva), izračunat je bruto nacionalni dohodak i bruto nacionalni raspoloživi dohodak. Bruto nacionalni dohodak za BiH u 2017. godini iznosio je 31.238 mil. KM, a bruto nacionalni raspoloživi dohodak 35.028 mil. KM.

U proizvodnim djelatnostima (poljoprivreda, šumarstvo i ribarstvo, vađenje ruda i kamena, prerađivačka industrija, proizvodnja i snabdijevanje električnom energijom, snabdijevanje vodom i građevinarstvo) stvara se 34,60% dodane vrijednosti, a u uslužnim djelatnostima 65,40%. Najveće učešće u BDP ima dodana vrijednost stvorena u trgovini (13,93%), prerađivačkoj industriji (13,12%), javnoj upravi (7,78%) kao i u poljoprivredi, šumarstvu i ribolovu (5,60%).

Promatrano po djelatnostima najveći rast bruto dodane vrijednosti bilježe: umjetnost, zabava i rekreacija (16,18%), djelatnosti pružanja smještaja te pripreme i usluživanja hrane (12,34), snabdijevanje vodom; uklanjanje otpadnih voda, upravljanje otpadom te djelatnosti sanacije okoliša (11,56%) i prerađivačka industrija (11,25%).

Bruto domaći proizvod u stalnim cijenama (cijenama prethodne godine) za 2017. godinu procijenjen je u iznosu od 30.851 mil. KM i realno je veći za 3,16%.

INTRODUCTORY REMARKS

In calculating the gross domestic product for Bosnia and Herzegovina and the entities the methodology of United Nations "System of National Accounts 2008" – SNA2008 and its European version "European System of national accounts 2010" – ESA2010 is used.

For the calculation of gross domestic product administrative sources of data are used, as well as data obtained through official statistical survey, while non-observed economy estimates and imputed rent are also included.

The calculation is based on the data of business enterprises registered and allocated according to the Classification of activities KD BiH 2010, which has been harmonized with the European classification NACE – Rev.2. The business enterprises are at present, for the GDP calculation, grouped, as institutional units, according to the areas of activities, according to the headquarters and main activity, and not according to the units of homogenous activity.

The recalculation of gross domestic product into USD and EUR is based on the average annual exchange rate and the calculation of GDP per capita is computed according to the estimated total population in mid-year.

GDP based on production approach at current prices is estimated at 31,376 millions of KM in 2017. The nominal increase of GDP in relation with 2016 was 4.92%.

Gross domestic product per capita is estimated 8,954 KM or 4,578 EUR or 5.160 USD in 2017.

Data of Central Bank of BiH about net primary income from the rest of the world and net current transfers from the rest of the world are used for calculation gross national income and gross national disposable income. Gross national income for BiH in 2017 is estimated at 31,238 million KM and gross national disposable income is estimated at 35,028 million KM.

In the basic activities (Agriculture, Forestry and fishing, Mining, Manufacturing industry, Electricity, Water supply and Construction) is made 34.60% of value added and in services activities 65.40%. The highest share in GDP has value added of Trade by 13.93%, Manufacturing by 13.12%, Public administration by 7.78 % and Agriculture, forestry and fishing by 5.60%.

Observed by activities increase of the gross value added was recorded in: Arts, entertainment and recreation (16.18%), Accommodation and food service activities (12.34%), Water supply, sewerage, waste management and remediation activities (11.56%) and Manufacturing (11.25%).

GDP at constant prices (prices of previous year) for 2017 is estimated at 30.851million KM. In volume terms the increase in GDP was 3.16%.

POSEBNE NAPOMENE KORISNICIMA

Korisnicima podataka želimo skrenuti pažnju na činjenice koje mogu biti korisne za razumijevanje sadržaja i obujma pojedinih agregata prezentiranih u Biltenu. Obračun bruto domaćeg proizvoda izvodi se na temelju administrativnih izvora podataka, kao i na temelju podataka dobivenih iz zvaničnih statističkih istraživanja koja provode statističke institucije. Broj i sadržaj statističkih istraživanja koja se provode ne zadovoljava potrebe statističara nacionalnih računa da odgovore zahtjevima dosljedne i potpune primjene spomenutih međunarodnih standarda i metodologija. Jedna od općih metodoloških karakteristika nacionalnih računa jeste mogućnost revizije – ne samo u vidu korekcija početnih procjena i preliminarnih rezultata, već i finalnih obračuna i objavljenih statističkih podataka. U sustavu nacionalnih računa, generalno, revizije se provode kao posljedica uvođenja novih i bitnih poboljšanja postojećih izvora podataka, promjena u klasifikacijama i uspostavljanja novih principa, regulativa i međunarodnih preporuka.

Makroekonomski agregati obračunati po proizvodnom i dohodovnom pristupu za razdoblje 2007-2017. godina iskazani su prema KD BiH 2010 koja je usklađena sa NACE Rev.2. Bruto domaći proizvod, kao najvažniji makroekonomski agregat, prikazan je u tekućim cijenama, cijenama prethodne godine i u cijenama referentne godine (2010).

Obračun BDP u stalnim cijenama je veoma važan pokazatelj dinamike i razine ekonomskog razvitka i pokazuje ekonomski rast između različitih razdoblja kada se eliminira utjecaj promjena cijena. Zbog ograničenja u pogledu adekvatnih deflatora međufazne potrošnje obračun BDP u stalnim cijenama, rađen je metodom jednostrukih indikatora (indikator *outputa*). Primjena jednostrukih indikatora implicira pretpostavku fiksnih I/O koeficijenata. Metod jednostruke **ekstrapolacije** predstavlja ekstrapolaciju bruto vrijednosti proizvodnje bazne godine odgovarajućim indeksima fizičkog obima. Metod jednostruke **deflacije** predstavlja deflacioniranje bruto vrijednosti proizvodnje tekuće godine sa odgovarajućim indeksima cijena. Procijene su rađene u cijenama prethodne godine. Vrijednost obima u cijenama prethodne godine dopušta poređenje podataka samo između dvije uzastopne godine. Da bi se dobila dugoročna serija, procjene mjera obima u cijenama prethodne godine su lančano povezane sa utvrđenim fiksnim referentnim razdobljem, čime se omogućava poređenje između bilo kojih odabranih razdoblja. Odabrano referentno razdoblje za BiH je 2010. godina. Lančano povezane vrijednosti nisu aditivne tj. agregirane razine se ne mogu dobiti izravno kao zbir komponenti. U obračun bruto domaćeg proizvoda uključena je vrijednost imputirane rente kao i procjene neobuhvaćenih ekonomskih aktivnosti. Ilegalne aktivnosti nisu uključene u obračun BDP-a.

Agencija za statistiku BiH obračunava komponente računa proizvodnje i računa formiranja dohotka za institucije Bosne i Hercegovine i Centralnu banku BiH. Dobiveni rezultati su raspoređeni u entitetske obračune kao i Brčko distrikt BiH koristeći koeficijente za raspored prikupljenih indirektnih poreza sa jedinstvenog računa. Usluge financijskog posredovanja indirektno mjerene (FISIM) predstavljaju kamatnu maržu i dio su vrijednosti proizvodnje financijskog sektora, a izračunavaju se kao razlika između potraživanja po kamatama (aktivne kamate) i obaveza po kamatama (pasivne kamate) za institucionalne jedinice financijskog posredovanja. FISIM nije alociran po djelatnostima, njime je korigirana dodana vrijednost na nivou ekonomije. U tom slučaju cjelokupna vrijednost proizvodnje FISIM-a smatra se kao intermedijarna potrošnja sa nultom proizvodnjom te negativnom dodanom vrijednošću u jednakom iznosu. U računu stvaranja dohotka vrijednost FISIM-a je uključena u bruto dodanu vrijednost, odnosno poslovni višak.

A NOTE OF EXPLANATION FOR DATA USERS

The attention of data users is drawn to some facts that could be useful in understanding the content and the size of the aggregates presented in the Bulletin. The calculation of the gross domestic product has been determined based on the existing data sources, as well as based on official statistical surveys, which had been done in the statistical institutions. The number of and the content of the surveys do not yet satisfy the needs of the national accounts statisticians in order to meet the demands of full implementation of the above-mentioned international methodologies.

One of the general methodological characteristics of National Accounts is possibility of making revisions – performing corrections not only to original estimates and preliminary results, but also to final calculations and published statistical data. In the System National Accounts, revisions generally occur due to the introduction of new data sources, the essential improvements to the existing ones, the changes of classifications or establishment of new principles, regulations and international recommendations.

Macroeconomic aggregates calculated by production and income approach for period 2007-2017 presented are according to the Classification of activities KD BiH 2010, which is harmonized with the NACE Rev.2. Gross Domestic Product, as the most important macroeconomic aggregate, is presented at current prices, at previous year prices and at prices of the reference year (2010).

*Calculation of gross domestic product at constant prices is very important indicator of measuring of the dynamics and level of economic development deprived from the influence of prices. For the calculation of GDP at constant prices the concept of the single indicator method is used, due to the lack of adequate deflators of intermediate consumption. The most common single indicator used is a volume index of output. Applying a single indicator has implicit the assumption of fixed I/O coefficients. Single **extrapolation** method presents extrapolation of output in the base year by adequate volume index. Single **deflation** method presents deflation of output in current year by adequate price indices. The estimates were compiled at prices of previous year. However, volume value at prices of a previous year allows the comparison of the data only between two successive years. In order to obtain long-term series, estimates of volume measures at prices of previous year are chain-linked to produce series at a fixed reference period, thus allowing the comparison between any chosen different periods. The selected fixed reference period in BiH is 2010. Chain linked values are not additive.*

Non observed economy (NOE) estimations are included in calculation of GDP. Illegal activities are not included. The estimate of imputed rental of owner-occupied dwellings is included in the GDP.

Agency for Statistics of Bosnia and Herzegovina calculates components of production account and income account for the Institutions of General Government of Bosnia and Herzegovina and the Central Bank of B&H. The components of the production account compiled by BHAS are allocated to the entities and the Brcko District using the coefficients of the distribution of indirect taxes from single account of Indirect Tax Authorities of BiH to the entities.

Financial intermediation services indirectly measured (FISIM) presents an interest margin and it is part of output of financial sector, is calculated as the difference between the claims of interest (active interest) and interest obligations under (passive interest) for the institutional units of financial intermediation. FISIM is not allocated by activities; value added on total economy is corrected by FISIM. In such a case the whole of the value of the output of FISIM is treated as intermediate consumption with zero output and negative value added equal in size but opposite in sign from the intermediate consumption. Value of FISIM is included in the gross value added and net operating surplus in generation of income accounts.

METODOLOŠKA OBJAŠNENJA KONCEPTI I DEFINICIJE

Sustav makroekonomskih računa je makroekonomski sustav prezentacije podataka koji pruža uvid u cjelokupnu ekonomiju. Računi imaju centralno mjesto u statističkom sustavu i nezaobilazan su temelj za vođenje ekonomske politike i donošenje odluka na svim razinama jer omogućavaju mjerenje razine ekonomske razvijenosti, stope ekonomskog rasta, promjena u proizvodnji, potrošnji, štednji, investicijama, izvozu i uvozu.

Sustav nacionalnih računa se temelji na jedinstvenom konceptu, definicijama, konvencijama, klasifikacijama i pravilima za izradu računa koji su detaljno opisani u dva priručnika: Sustav nacionalnih računa 2008 (SNA2008) i Europski sustav nacionalnih računa 2010 (ESA2010). SNA2008 pruža više teoretski okvir, dok ESA2010 obuhvata i dodatne detalje u cilju približavanja europskom okruženju i praksi.

Integrirani nacionalni računi daju opsežnu ekonomsku sliku, koja olakšava shvatanje ekonomskih odnosa između privrednih subjekata kao i strukture i dinamike najvažnijih agregata koji opisuju ekonomski razvoj.

Sustav nacionalnih računa je međunarodno usvojen standard za makroekonomske račune, koji polazi od šireg koncepta proizvodnje. Prema ovom konceptu, proizvodnja, pored materijalne proizvodnje i materijalnih usluga, obuhvata i nematerijalne usluge u djelatnostima obrazovanja, zdravstva i socijalne skrbi, kulture, usluge bankarskih i osiguravajućih organizacija, usluge državnih organa na svim razinama i sve ostale usluge koje nisu u vezi s materijalnom proizvodnjom.

U sustavu nacionalnih računa postoje vrijednosne kategorije koje se nazivaju agregati i koje imaju široku primjenu u svakodnevnoj praksi. Agregati su važni makroekonomski indikatori koji mjere rezultate aktivnosti ekonomije jedne zemlje i koji se koriste za makroekonomske analize. Osnovni i najvažniji makroekonomski agregat u sustavu nacionalnih računa jeste bruto domaći proizvod (BDP).

Bruto domaći proizvod je indikator ekonomskih aktivnosti na razini cijele zemlje. Postoje tri metode obračuna BDP: proizvodna, rashodna i dohodovna metoda.

NOTES ON METHODOLOGY CONCEPTS AND DEFINITIONS

System of National Accounts is a system of macroeconomic data presentation that provides insight into the economy as a whole. The National Accounts have a central place in the statistical system and of course are the basis for economic policy and decision making at all levels, enabling the measurement of the level of economic development, the rate of economic growth, changes in production, consumption, saving, gross fixed capital formation, export and imports.

SNA is based on a unique concept, definitions and rules international standard which are described in detail in two reference manuals: the "System of national Accounts 2008" (SNA2008) and the "European System of National Accounts 2010" (ESA2010). The SNA2008 provides more theoretical frame while the ESA2010 includes additional details in order to come closer to the European environment and practices.

Integrated national accounts provide a comprehensive picture of the economy, which facilitates understanding of the economic relations among economic subjects and the structure and dynamic of the main aggregates describing the economic development.

System National Accounts is an internationally accepted standard for macroeconomic accounts based on border concept of production. According to this concept the production covers, besides material production and material services, also, non-material services in education, health and social care, culture, banking and insurance organizations, services of government organizations on all levels and all other services that are not in connection with material production.

The System National Accounts contains value categories called aggregates. The Aggregates are important macroeconomic indicators that measure the results of the activities of the economy of the country and used for economic analysis. The main and the most important macroeconomic aggregates in the System of National Accounts is the Gross Domestic Product (GDP).

Gross domestic product is the indicator of economic activity in the whole country. There are three methods of calculating gross domestic product: production, expenditure and income methods.

Prema proizvodnom pristupu bruto domaći proizvod je zbir bruto dodanih vrijednosti svih rezidentnih institucionalnih jedinica uvećan za iznos poreza na proizvode i umanjen za iznos subvencija i za FISIM. Bruto dodana vrijednost, kao povećanje vrijednosti proizvodnje jednaka je razlici između bruto vrijednosti proizvodnje i međufazne potrošnje.

Prema rashodnom pristupu bruto domaći proizvod je zbir: a) finalne potrošnje (potrošnja kućanstava, neprofitnih institucija koje služe kućanstvima i vladina potrošnja), b) bruto investicija (bruto investicije u stalna sredstva, promjene u stanju zaliha i neto nabavke dragocjenosti) i c) neto izvoza roba i usluga (izvoz roba i usluga manje uvoz roba i usluga).

Prema dohodovnom pristupu bruto domaći proizvod je zbir potrošnje fiksnog kapitala, sredstava zaposlenih, neto poreza na proizvodnju, poslovnog viška i mješovitog dohotka.

Računom proizvodnje prikazuju se rezultati proizvodnih aktivnosti po pojedinim djelatnostima i sektorima. Osnovne stavke u računu proizvodnje su: bruto vrijednost proizvodnje, međufazna potrošnja i bruto dodana vrijednost kao njihova razlika i rezultat proizvodnih aktivnosti. Bruto dodana vrijednost u sebi sadrži: sredstva zaposlenih, bruto poslovni višak ili mješoviti dohodak i ostale poreze na proizvodnju.

Bruto vrijednost proizvodnje se definira kao tržišna vrijednost svih proizvedenih roba i usluga koje proizvedu rezidentni proizvođači tijekom obračunskog perioda. Razlikuju se tri kategorije proizvodnje: a) tržišna proizvodnja, b) proizvodnja za vlastitu finalnu uporabu i c) ostala netržišna proizvodnja.

Međufazna potrošnja, po nabavnim cijenama, je vrijednost proizvoda i usluga koje se transformiraju, koriste i troše u procesu proizvodnje. Međufazna potrošnja obuhvata: troškove sirovina i materijala, troškove energije i rezervnih dijelova, troškove usluga i ostale troškove poslovanja.

Dodana vrijednost, kao povećanje vrijednosti proizvodnje jednaka je razlici između bruto vrijednosti proizvodnje i međufazne potrošnje. Dodana vrijednost za institucionalne jedinice iskazuje se prema baznim (osnovnim) cijenama, tj. cijenama koje ne obuhvaćaju poreze na proizvode, a obuhvaćaju subvencije na proizvode.

Bruto domaći proizvod u tržišnim cijenama iskazuje vrijednost svih proizvedenih dobara

According to the production approach, gross domestic product is the sum of gross value added generated in all activities, calculated according to basic prices and corrected for net taxes on products and for FISIM. Gross value added, as the output value increase equals to the difference between gross output and intermediate consumption..

According to the expenditure approach, gross domestic product is the sum of the final consumption (households, NPISH and general government consumption), gross capital formation (gross fixed capital formation, changes in inventories and net acquisition of valuables) and the external balance of goods and services (exports of the goods and services less imports of goods and services).

According to the income approach, gross domestic product is the sum of the consumption of fixed capital, compensation of employees, net taxes on products and operating surplus or mixed income.

The results of the production activities according to the particular activities and sectors are shown in the production account. The basic items in the production account are: the gross output, intermediate consumption and gross value added as their derivation and result of the production activities. The gross value added consists of: compensation of employees, gross operating surplus or mixed income and other taxes on production.

***The gross output** is defined as the market value of all produced goods and services that are generated by resident producers during an accounting period. There are three categories of production: a) market production, b) production for own final use and c) other non-market production.*

***Intermediate consumption**, according to purchaser's prices, is the value of products and services that are transformed, used and spent in the production process. Intermediate consumption includes: costs of raw material and equipment, energy costs and spare parts, costs of services, other business costs.*

***Value added**, as the increase in the value of production is equal to the difference between gross output and intermediate consumption. Value added for institutional units is expressed according to basic prices that are prices that do not include taxes on products, but also include subsidies on products.*

***Gross domestic product** at market prices expresses the value of all goods and services of resident units.*

i usluga rezidentnih jedinica. Bruto domaći proizvod jednak je: bruto vrijednosti proizvodnje u baznim cijenama minus međufazna potrošnja u tekućim cijenama plus porezi na proizvode minus subvencije na proizvode.

Bruto nacionalni dohodak je jednak zbiru bruto domaćeg proizvoda i salda primarnih dohodaka (od rada i kapitala) iz inozemstva.

Bruto nacionalni raspoloživi dohodak je jednak zbiru bruto nacionalnog dohotka i salda tekućih transfera iz inozemstva.

Porezi na proizvode i usluge su porezi koji se plaćaju po proizvedenom ili proslijeđenom dobru i usluzi. Ovi porezi obuhvataju uvozne i izvozne dadžbine, porez na dodanu vrijednost, posebne poreze (akcize), sl.

Ostali porezi na proizvodnju uključuju sve poreze koji mogu teretiti poduzeća zbog angažiranja u proizvodnji neovisno o količini ili vrijednosti proizvedenih ili prodatih dobara i usluga (npr. porez na firmu, naknade, takse i slično).

Subvencije na proizvode i usluge su nepovratna plaćanja državnih institucija tržišnim proizvođačima namjenjena za proizvodni proces preduzeća ili za prodaju ili izvoz proizvoda. Subvencije na proizvode se isplaćuju po jedinici dobra ili usluge.

Ostale subvencije na proizvodnju sastoje se od subvencija koje rezidentne proizvođačke jedinice mogu dobiti na temelju angažiranja u proizvodnji i ne mogu se iskazati po jedinici proizvoda ili usluge.

FISIM (usluge financijskog posredovanja neizravno mjerene) predstavlja vrijednost usluga financijskog posredovanja koje se izračunavaju neizravno. FISIM se izračunava kao razlika između potraživanja po kamatama (aktivne kamate) i obveza po kamatama (pasivne kamate) za institucionalne jedinice financijskog posredovanja.

Potrošnja fiksnog kapitala predstavlja vrijednost iskorištenih stalnih sredstava, u tijeku obračunskog razdoblja, koja se u procesu proizvodnje prenese na nove proizvode i usluge. U sustavu nacionalnih računa svaka izravnavajuća stavka može se iskazati u bruto i neto izrazu. Iskazivanje u «bruto» izrazu znači da nije oduzeta potrošnja fiksnog kapitala, dok «neto» iskazivanje znači prikaz podatka nakon oduzimanja potrošnje fiksnog kapitala.

Sredstva zaposlenih obuhvaćaju sva primanja zaposlenih u novcu i naturi, koja su zaposleni primili kao naknadu za svoj rad i sve uplate na ime socijalnog osiguranja zaposlenih.

GDP by production method equals gross output at basic prices less intermediate consumption at market prices plus taxes on products and minus subsidies on products.

Gross national income equals the sum of gross domestic product and balance of primary incomes (from labor and capital) with the rest of the world.

Gross national disposable income equals the sum of gross national income and the balance of current transfers with the rest of the world.

Taxes on products and services are taxes paid according to the produced or delivered goods and service. All taxes on products and import duties, value added tax (VAT), special taxes-excise, etc.

Other taxes on production consist of all taxes that enterprises incur as a result of engaging in production, independently of the quantity or value of goods and services produced or sold.

Subsidies on products and services are non-returnable payments of government institutions to market producers, provided for the production process of enterprises or for the sale or import of products. Subsidies on products are paid per unit of produced goods and services.

Other subsidies on production consist of subsidies except subsidies on products which resident producer units may receive as a consequence of engaging in production. Subsidies on production could not be calculated by unit of goods or services.

FISIM (financial intermediation services indirectly measured) presents the value of services of financial intermediation, which are indirectly measured. FISIM is calculated as the difference between the claims according to interest (active interest) and obligations according to interest (passive interest) for the institutional units for financial intermediation.

Consumption of fixed capital is the value of used fixed capital, during an accounting period, which is used, during the process of production of new products and services. In the national accounts system, every aggregate is expressed in gross and net form. Expressing it in "gross" form means that the consumption of fixed capital had not been subtracted, while "net" form means that the data is shown after the consumption of fixed capital had been subtracted.

Compensation of employees includes all remuneration to employees, both in cash or in kind, that the employees receive in return for their work done, as well as all payments to the compulsory social security schemes of employees.

Bruto poslovni višak je rezidualna kategorija dodane vrijednosti po djelatnostima, koja se dobije kada se bruto dodana vrijednost umanji za sredstva zaposlenih i neto ostale poreze na proizvodnju (od ostalih poreza na proizvodnju oduzmu se subvencije na proizvodnju).

Mješoviti dohodak je alternativni izraz za poslovni višak neinkorporiranih poduzeća u vlasništvu kućanstava, jer za njih nije moguće razdvojiti naknade po osnovu vlasništva od naknada po osnovu rada.

Imputirana renta predstavlja vrijednost usluga korištenja stambenih objekata nastanjenih njihovim vlasnicima. Procjena imputirane rente rađena je prema troškovnoj (*user-cost*) metodi, a zasnovana na podacima Ankete o potrošnji kućanstava iz 2004. godine.

Implicitni deflator je indeks dobiven djeljenjem podataka u tekućim cijenama s podacima u stalnim cijenama.

Gross operating surplus is a residual category of gross value added by the activities that remain after reducing gross value added by compensation of employees and net other taxes on production (subsidies on production have been subtracted from other taxes).

Mixed income is an alternative term for the operating surplus of unincorporated enterprises owned by households, since it is impossible to separate their remuneration for work carried out from their profits as entrepreneur.

Imputed rent refers to value of services to owner-occupied dwellings. The estimates of imputed rent according to the user-cost approach are based on the Household Budget Survey (HBS) data from 2004.

Implicit deflator is an index calculated as dividing data at current prices by data at constant prices.

TABLICE I GRAFIKONI
TABLES AND GRAPHS

1.1 OSNOVNI AGREGATI NACIONALNIH RAČUNA ZA BIH 1.1 MAIN AGGREGATES OF NATIONAL ACCOUNTS FOR BIH

	2007	2008	2009	2010	2011	2012	2013	2014	2015	2016	2017
Bruto domaći proizvod, mil.KM Gross domestic product, mln KM	22.548	25.519	24.799	25.365	26.231	26.223	26.779	27.359	28.589	29.904	31.376
Neto primarni dohoci iz inozemstva, mil.KM ¹⁾ <i>Net primary income from the rest of the world, mln.KM¹⁾</i>	670	943	955	413	211	205	357	224	194	81	-139
Bruto nacionalni dohodak, mil.KM Gross national income, mln.KM	23.217	26.462	25.754	25.778	26.442	26.428	27.135	27.582	28.783	29.986	31.238
Neto tekući transferi iz inozemstva, mil.KM ¹⁾ <i>Net current transfers from the rest of the world, mln. KM¹⁾</i>	3.901	3.827	3.341	3.529	3.540	3.676	3.694	3.969	3.570	3.507	3.790
Bruto nacionalni raspoloživi dohodak, mil. KM Gross national disposable income, mln. KM	27.119	30.289	29.095	29.307	29.981	30.104	30.829	31.551	32.352	33.493	35.028
Bruto domaći proizvod po stanovniku, KM Gross domestic product per capita, KM	6.366	7.205	7.003	7.165	7.414	7.418	7.584	7.759	8.127	8.517	8.954
Bruto domaći proizvod, mil. EUR Gross domestic product, mln.EUR	11.529	13.048	12.679	12.969	13.412	13.408	13.692	13.989	14.618	15.290	16.043
Bruto domaći proizvod po stanovniku, EUR Gross domestic product per capita, EUR	3.255	3.684	3.581	3.664	3.791	3.793	3.878	3.967	4.155	4.355	4.578
Bruto domaći proizvod, mil.USD Gross domestic product, mln.USD	15.773	19.093	17.628	17.174	18.655	17.222	18.173	18.566	16.220	16.914	18.079
Bruto domaći proizvod po stanovniku, USD Gross domestic product per capita, USD	4.453	5.390	4.978	4.851	5.273	4.872	5.147	5.265	4.611	4.818	5.160
Stanovništvo, procjena sredinom godine, hilj. ²⁾ / Population, mid year estimate, 000 ²⁾	3.542	3.542	3.541	3.540	3.538	3.535	3.531	3.526	3.518	3.511	3.504
Prosječan godišnji kurs KM / EUR ³⁾ <i>Annual average exchange rate KM / EUR³⁾</i>	1,956	1,956	1,956	1,956	1,956	1,956	1,956	1,956	1,956	1,956	1,956
Prosječan godišnji kurs KM / USD ³⁾ <i>Annual average exchange rate KM / USD³⁾</i>	1,430	1,337	1,407	1,477	1,406	1,523	1,474	1,474	1,763	1,768	1,736

1.2 BRUTO DOMAĆI PROIZVOD ZA BIH I ENTITETE 1.2 GROSS DOMESTIC PRODUCT FOR BIH AND ENTITIES

	2007	2008	2009	2010	2011	2012	2013	2014	2015	2016	2017
BDP za BiH, mil KM GDP for BiH	22.548	25.519	24.799	25.365	26.231	26.223	26.779	27.359	28.589	29.904	31.376
BDP za Federaciju BiH ⁴⁾ , mil KM <i>GDP for FBiH⁴⁾, mln KM</i>	14.629	16.426	15.987	16.461	16.927	17.013	17.379	17.827	18.688	19.540	20.540
BDP za Republiku Srpsku ⁵⁾ , mil KM <i>GDP for RS⁵⁾, mln KM</i>	7.366	8.507	8.257	8.336	8.703	8.615	8.793	8.887	9.205	9.631	10.077
BDP za Brčko Distrikt, mil KM <i>GDP for Brcko District, mln KM</i>	553	586	555	568	601	595	607	644	696	734	760

1.3 UČEŠĆE ENTITETA U BDP BIH, u %
1.3 SHARE OF ENTITIES IN GDP OF BIH, in %

	2007	2008	2009	2010	2011	2012	2013	2014	2015	2016	2017
BDP za BiH GDP for BiH	100,00	100,00	100,00	100,00	100,00	100,00	100,00	100,00	100,00	100,00	100,00
BDP za Federaciju BiH <i>GDP for FBiH</i>	64,88	64,37	64,47	64,89	64,53	64,88	64,90	65,16	65,37	65,34	65,46
BDP za Republiku Srpsku <i>GDP for RS</i>	32,67	33,34	33,30	32,86	33,18	32,85	32,84	32,48	32,20	32,20	32,12
BDP za Brčko Distrikt <i>GDP for Brcko District</i>	2,45	2,29	2,24	2,24	2,29	2,27	2,27	2,35	2,43	2,45	2,42

¹⁾ Izvor: Centralna banka BiH / Source: Central bank of BiH

²⁾ Izvor: Agencija za statistiku BiH / Source: Agency for statistics of BiH

³⁾ Izvor: Bilten Centralne banke BiH / Source: Bulletin of Central bank of BiH

⁴⁾ Izvor: Federalni zavod za statistiku / Source: Institute for Statistics of FBiH

⁵⁾ Izvor: Statistika nacionalnih računa / Source: National Accounts

2.1 BIH-BRUTO DODANA VRIJEDNOST PO DJELATNOSTIMA I BRUTO DOMAĆI PROIZVOD, Tekuće cijene
2.1 BIH-GROSS VALUE ADDED BY ACTIVITIES AND GROSS DOMESTIC PRODUCT, Current prices

000 KM

Djelatnost	2007	2008	2009	2010	2011	2012	2013	2014	2015	2016	2017
Activities											
A Poljoprivreda, šumarstvo i ribolov Agriculture, forestry and fishing	1.737.302	1.839.247	1.754.892	1.723.995	1.772.642	1.609.464	1.832.039	1.628.133	1.783.430	1.904.729	1.757.652
B Vađenje ruda i kamena Mining and quarrying	429.009	506.131	495.726	485.332	573.386	590.276	580.936	549.798	565.333	568.979	610.782
05 Vađenje ugljena i lignita <i>Mining of coal and lignite</i>	293.602	348.601	364.016	351.836	411.972	428.202	413.711	396.988	394.603	392.924	399.945
06 Vađenje sirove nafte i prirodnog plina/ <i>Extraction of crude petroleum and natural gas</i>	-	-	-	-	-	-	-	-	-	-	-
07 Vađenje metalnih ruda <i>Mining of metal ores</i>	63.659	66.904	52.667	60.632	85.179	93.060	92.508	87.385	101.386	100.620	120.830
08 Vađenje ostalih ruda i kamena <i>Other mining and quarrying</i>	68.441	87.644	73.556	66.059	62.032	60.216	65.092	58.880	63.030	69.072	80.389
09 Pomoćne uslužne djelatnosti u vađenju ruda i kamena / <i>Mining support service activities</i>	3.307	2.982	5.487	6.805	14.203	8.799	9.624	6.545	6.314	6.364	9.617
C Prerađivačka industrija Manufacturing	2.437.666	2.810.260	2.598.275	2.760.926	2.863.408	2.765.214	2.928.824	2.993.096	3.336.451	3.698.953	4.114.997
10 Proizvodnja prehrambenih proizvoda/ <i>Manufacture of food products</i>	423.761	464.385	496.817	504.807	504.950	503.344	504.783	525.958	545.578	576.590	605.805
11 Proizvodnja pića <i>Manufacture of beverages</i>	131.377	142.475	161.532	155.455	148.058	151.343	150.635	144.667	150.999	157.640	170.048
12 Proizvodnja duhanskih proizvoda <i>Manufacture of tobacco products</i>	48.974	51.334	52.325	37.250	36.911	29.811	26.345	19.732	19.610	18.119	11.128
13 Proizvodnja tekstila <i>Manufacture of textiles</i>	67.649	74.682	103.819	123.163	121.777	106.948	110.229	117.682	110.213	117.984	134.609
14 Proizvodnja odjeće <i>Manufacture of wearing apparel</i>	95.093	104.782	98.598	101.975	108.359	98.520	112.208	125.336	133.098	144.174	164.814
15 Proizvodnja kože i srodnih proizvoda <i>Manufacture of leather and related products</i>	83.708	100.541	91.127	107.293	113.606	133.573	146.233	175.255	172.497	193.644	209.168
16 Prerada drva i proizvoda od drva i pluta, osim pokućstva; proizvodnja predmeta od slame i pletarskih materijala / <i>Manufacture of wood and of products of wood and cork, except furniture; manufacture of articles of straw and plaiting materials</i>	200.370	217.547	176.118	184.610	170.446	199.482	220.169	229.307	237.822	265.999	304.070
17 Proizvodnja papira i proizvoda od papira <i>Manufacture of paper and paper products</i>	25.863	27.364	37.820	51.893	67.895	65.028	72.411	94.363	108.236	97.467	128.773
18 Tiskanje i umnožavanje snimljenih zapisa <i>Printing and reproduction of recorded media</i>	45.297	50.007	62.011	62.728	62.662	67.638	69.325	84.979	84.164	93.323	95.562
19 Proizvodnja koka i rafiniranih naftnih proizvoda / <i>Manufacture of coke and refined petroleum prod.</i>	37.390	51.852	58.720	17.448	66.931	-102.789	-62.156	-79.496	10.465	66.424	6.569
20 Proizvodnja kemikalija i kemijskih proizvoda / <i>Manufacture of chemicals and chemical products</i>	49.550	59.229	68.441	66.817	80.231	111.483	117.532	129.951	157.388	190.455	195.263
21 Proizvodnja osnovnih farmaceutskih proizvoda i farmaceutskih preparata / <i>Manufacture of basic pharmaceutical products and pharmaceutical preparations</i>	43.595	44.433	52.218	44.914	47.903	71.246	69.192	84.820	84.656	84.218	100.761

BRUTO DOMAĆI PROIZVOD PREMA PROIZVODNOM, DOHODOVNOM I RASHODNOM PRISTUPU 2017.
GROSS DOMESTIC PRODUCT BY PRODUCTION, INCOME AND EXPENDITURE APPROACH 2017

nastavak/continued

000 KM

	Djelatnost	2007	2008	2009	2010	2011	2012	2013	2014	2015	2016	2017
	Activities											
C												
22	Proizvodnja proizvoda od gume i plastičnih masa / <i>Manufacture of rubber and plastic products</i>	88.656	103.409	116.245	104.920	108.161	124.903	120.276	132.575	148.379	168.562	189.981
23	Proizvodnja ostalih nemetalnih mineralnih proizvoda / <i>Manufacture of other non-metallic mineral products</i>	218.510	275.641	234.016	211.993	186.950	173.457	181.039	169.992	168.153	173.881	179.479
24	Proizvodnja baznih metala / <i>Manufacture of basic metals</i>	269.554	283.899	105.007	261.393	300.404	228.034	223.082	169.641	241.886	248.058	270.751
25	Proizvodnja gotovih metalnih proizvoda, osim strojeva i opreme / <i>Manufacture of fabricated metal products, except machinery and equipment</i>	255.880	339.594	289.223	309.293	322.262	372.220	400.297	390.102	443.899	527.020	655.493
26	Proizvodnja računara te elektroničkih i optičkih proizvoda / <i>Manufacture of computer, electronic and optical products</i>	35.960	44.720	34.417	30.130	27.765	23.542	25.129	20.387	21.505	24.431	19.068
27	Proizvodnja električne opreme / <i>Manufacture of electrical equipment</i>	36.881	51.257	46.826	58.067	51.140	58.021	65.559	69.299	74.191	72.376	88.860
28	Proizvodnja strojeva i uređaja, d.n. / <i>Manufacture of machinery and equipment, n.e.c.</i>	60.683	81.950	73.069	69.804	78.843	80.946	89.617	77.397	76.134	81.518	117.597
29	Proizvodnja motornih vozila, prikolica i poluprikolica / <i>Manufacture of motor vehicles, trailers, semi-trailers</i>	51.316	48.506	44.341	59.610	68.870	73.619	84.593	90.979	100.814	122.144	125.988
30	Proizvodnja ostalih prijevoznih sredstava / <i>Manufacture of other transport equipment</i>	3.208	5.209	5.533	1.376	1.796	1.436	1.962	1.717	1.563	1.269	12.857
31	Proizvodnja pokućstva / <i>Manufacture of furniture</i>	106.748	112.113	112.487	116.735	112.449	113.258	116.352	132.216	144.048	172.857	209.999
32	Ostala prerađivačka industrija / <i>Other manufacturing</i>	26.404	35.541	20.660	23.442	21.566	26.195	28.389	27.005	30.404	35.374	52.069
33	Popravak i instaliranje strojeva i opreme / <i>Repair and installation of machinery and equipment</i>	31.239	39.791	56.904	55.811	53.473	53.955	55.623	59.232	70.750	65.428	66.284
D	Proizvodnja i snabdijevanje električnom energijom, plinom, parom i klimatizacija / <i>Electricity, gas, steam and air conditioning supply</i>	720.116	974.792	1.013.438	1.060.306	1.024.486	971.271	1.130.402	1.095.090	1.109.369	1.171.212	1.169.776
E	Snabdijevanje vodom; uklanjanje otpadnih voda, upravljanje otpadom te djelatnosti sanacije okoliša / <i>Water supply; sewerage, waste management and remediation activities</i>	230.689	248.421	252.954	273.642	283.917	299.102	292.005	303.396	307.261	310.998	346.953
F	Građevinarstvo / <i>Construction</i>	1.075.944	1.368.294	1.303.247	1.099.465	1.058.695	1.023.090	1.021.804	1.095.258	1.124.836	1.176.793	1.258.826
G	Trgovina na veliko i malo; popravak motornih vozila i motocikala / <i>Wholesale and retail trade; repair of motor vehicles and motorcycles</i>	2.769.591	3.364.576	3.189.570	3.314.270	3.419.902	3.510.510	3.561.022	3.681.554	3.826.588	4.038.762	4.370.156
H	Prijevoz i skladištenje / <i>Transportation and storage</i>	744.028	839.535	795.092	822.967	858.859	887.218	925.353	995.742	1.034.562	1.078.692	1.177.394
I	Djelatnosti pružanja smještaja te pripreme i usluživanja hrane / <i>Accommodation and food service activities</i>	493.369	521.990	512.400	543.249	544.740	553.614	551.900	543.717	568.316	585.863	658.173
J	Informacije i komunikacije / <i>Information and communication</i>	1.025.032	1.145.722	1.161.901	1.177.524	1.229.375	1.243.753	1.272.379	1.293.746	1.313.876	1.308.986	1.330.827

nastavak/continued

000 KM

	Djelatnost	2007	2008	2009	2010	2011	2012	2013	2014	2015	2016	2017
	Activities											
K	Financijske djelatnosti i djelatnosti osiguranja / Financial and insurance activities	847.510	891.703	917.247	939.520	995.986	988.688	995.239	1.030.849	1.072.656	1.119.244	1.217.509
L	Poslovanje nekretninama <i>Real estate activities</i>	1.217.122	1.241.262	1.303.022	1.319.586	1.322.667	1.353.117	1.396.931	1.411.190	1.435.717	1.472.409	1.604.182
	Od toga: imputirana renta <i>Of which: imputed rent</i>	1.112.128	1.128.851	1.164.414	1.164.877	1.163.989	1.179.352	1.223.963	1.222.855	1.220.480	1.244.563	1.323.792
M	Stručne, znanstvene i tehničke djelatnosti / Professional, scientific and technical activities	573.471	638.368	660.365	686.706	731.111	752.614	698.193	708.080	795.666	863.077	863.010
N	Administrativne i pomoćne uslužne djelatnosti / Administrative and support service activities	148.343	175.308	160.896	168.449	169.164	179.927	191.329	221.155	237.226	250.978	271.624
O	Javna uprava i obrana; obvezno socijalno osiguranje <i>Public administration and defence; compulsory social security</i>	1.861.482	2.183.553	2.355.769	2.281.221	2.385.955	2.372.826	2.368.426	2.431.360	2.467.429	2.436.397	2.442.073
P	Obrazovanje <i>Education</i>	914.231	1.125.063	1.172.917	1.190.132	1.260.903	1.272.264	1.260.130	1.302.124	1.316.196	1.320.645	1.328.210
Q	Djelatnosti zdravstvene i socijalne skrbi <i>Human health and social work activities</i>	832.405	1.089.355	1.091.948	1.142.025	1.213.015	1.249.825	1.278.508	1.326.609	1.359.385	1.373.492	1.419.891
R	Umjetnost, zabava i rekreacija <i>Arts, entertainment and recreation</i>	177.348	184.466	197.317	204.400	218.829	234.063	254.251	292.532	326.098	403.149	468.381
S	Ostale uslužne djelatnosti <i>Other service activities</i>	258.515	303.503	296.604	305.475	308.084	313.688	308.548	321.624	331.752	344.206	350.562
T	Djelatnosti kućanstava kao poslodavaca / Activities of households as employers	-	-	-	-	-	-	-	-	-	-	-
U	Djelatnosti izvanteritorijalnih organizacija i organa / Activities of extraterritorial organisations and bodies	-	-	-	-	-	-	-	-	-	-	-
	Ukupno sve djelatnosti <i>Total of activities</i>	18.493.173	21.451.550	21.233.580	21.499.189	22.235.121	22.170.523	22.848.219	23.225.052	24.312.148	25.427.563	26.760.980
	FISIM (-)	626.870	682.945	675.832	674.924	735.407	707.773	700.964	697.988	729.866	763.531	790.510
	Bruto dodana vrijednost, bazne cijene <i>Gross value added, basic prices</i>	17.866.303	20.768.605	20.557.748	20.824.265	21.499.714	21.462.750	22.147.255	22.527.065	23.582.282	24.664.032	25.970.469
	Porezi na proizvode i usluge i uvoz minus subvencije (+) / Taxes on products and services and import less subsidies (+)	4.681.556	4.750.724	4.240.772	4.540.688	4.731.548	4.759.960	4.631.499	4.831.645	5.006.770	5.240.428	5.405.768
	Bruto domaći proizvod (BDP) u tržišnim cijenama / Gross domestic product (GDP) at market prices	22.547.859	25.519.330	24.798.520	25.364.953	26.231.262	26.222.710	26.778.754	27.358.710	28.589.052	29.904.460	31.376.237

BRUTO DOMAĆI PROIZVOD PREMA PROIZVODNOM, DOHODOVNOM I RASHODNOM PRISTUPU 2017.
GROSS DOMESTIC PRODUCT BY PRODUCTION, INCOME AND EXPENDITURE APPROACH 2017

2.2 BIH-BRUTO DODANA VRIJEDNOST PO DJELATNOSTIMA I BRUTO DOMAĆI PROIZVOD, Tekuće cijene
2.2 BIH - GROSS VALUE ADDED BY ACTIVITIES AND GROSS DOMESTIC PRODUCT, CURRENT PRICES

%

	Djelatnost	2007	2008	2009	2010	2011	2012	2013	2014	2015	2016	2017
	Activities											
A	Poljoprivreda, šumarstvo i ribolov/ Agriculture, forestry and fishing	7,70	7,21	7,08	6,80	6,76	6,14	6,84	5,95	6,24	6,37	5,60
B	Vađenje ruda i kamena Mining and quarrying	1,90	1,98	2,00	1,91	2,19	2,25	2,17	2,01	1,98	1,90	1,95
	05 Vađenje ugljena i lignita Mining of coal and lignite	1,30	1,37	1,47	1,39	1,57	1,63	1,54	1,45	1,38	1,31	1,27
	06 Vađenje sirove nafte i prirodnog plina Extraction of crude petroleum and natural gas	-	-	-	-	-	-	-	-	-	-	-
	07 Vađenje metalnih ruda Mining of metal ores	0,28	0,26	0,21	0,24	0,32	0,35	0,35	0,32	0,35	0,34	0,39
	08 Vađenje ostalih ruda i kamena Other mining and quarrying	0,30	0,34	0,30	0,26	0,24	0,23	0,24	0,22	0,22	0,23	0,26
	09 Pomoćne uslužne djelatnosti u vađenju ruda i kamena / Mining support service activities	0,01	0,01	0,02	0,03	0,05	0,03	0,04	0,02	0,02	0,02	0,03
C	Prerađivačka industrija Manufacturing	10,81	11,01	10,48	10,88	10,92	10,55	10,94	10,94	11,67	12,37	13,12
	10 Proizvodnja prehrambenih proizvoda Manufacture of food products	1,88	1,82	2,00	1,99	1,92	1,92	1,89	1,92	1,91	1,93	1,93
	11 Proizvodnja pića Manufacture of beverages	0,58	0,56	0,65	0,61	0,56	0,58	0,56	0,53	0,53	0,53	0,54
	12 Proizvodnja duhanskih proizvoda Manufacture of tobacco products	0,22	0,20	0,21	0,15	0,14	0,11	0,10	0,07	0,07	0,06	0,04
	13 Proizvodnja tekstila Manufacture of textiles	0,30	0,29	0,42	0,49	0,46	0,41	0,41	0,43	0,39	0,39	0,43
	14 Proizvodnja odjeće Manufacture of wearing apparel	0,42	0,41	0,40	0,40	0,41	0,38	0,42	0,46	0,47	0,48	0,53
	15 Proizvodnja kože i srodnih proizvoda Manufacture of leather and related products	0,37	0,39	0,37	0,42	0,43	0,51	0,55	0,64	0,60	0,65	0,67
	16 Prerada drva i proizvoda od drva i pluta, osim pokućstva; proizvodnja predmeta od slame i pletarskih materijala Manufacture of wood and of products of wood and cork, except furniture; manufacture of articles of straw and plaiting materials	0,89	0,85	0,71	0,73	0,65	0,76	0,82	0,84	0,83	0,89	0,97
	17 Proizvodnja papira i proizvoda od papira Manufacture of paper and paper products	0,11	0,11	0,15	0,20	0,26	0,25	0,27	0,34	0,38	0,33	0,41
	18 Tiskanje i umnožavanje snimljenih zapisa Printing and reproduction of recorded media	0,20	0,20	0,25	0,25	0,24	0,26	0,26	0,31	0,29	0,31	0,30
	19 Proizvodnja koksa i rafiniranih naftnih proizvoda / Manufacture of coke and refined petroleum prod.	0,17	0,20	0,24	0,07	0,26	-0,39	-0,23	-0,29	0,04	0,22	0,02
	20 Proizvodnja kemikalija i kemijskih proizvoda / Manufacture of chemicals and chemical products	0,22	0,23	0,28	0,26	0,31	0,43	0,44	0,47	0,55	0,64	0,62

nastavak/continued

%

	Djelatnost	2007	2008	2009	2010	2011	2012	2013	2014	2015	2016	2017
	Activities											
C												
21	Proizvodnja osnovnih farmaceutskih proizvoda i farmaceutskih preparata <i>Manufacture of basic pharmaceutical products and pharmaceutical preparations</i>	0,19	0,17	0,21	0,18	0,18	0,27	0,26	0,31	0,30	0,28	0,32
22	Proizvodnja proizvoda od gume i plastičnih masa / <i>Manufacture of rubber and plastic products</i>	0,39	0,41	0,47	0,41	0,41	0,48	0,45	0,48	0,52	0,56	0,61
23	Proizvodnja ostalih nemetalnih mineralnih proizvoda / <i>Manufacture of other non-metallic mineral products</i>	0,97	1,08	0,94	0,84	0,71	0,66	0,68	0,62	0,59	0,58	0,57
24	Proizvodnja baznih metala <i>Manufacture of basic metals</i>	1,20	1,11	0,42	1,03	1,15	0,87	0,83	0,62	0,85	0,83	0,86
25	Proizvodnja gotovih metalnih proizvoda, osim strojeva i opreme / <i>Manufacture of fabricated metal products, except machinery and equipment</i>	1,13	1,33	1,17	1,22	1,23	1,42	1,49	1,43	1,55	1,76	2,09
26	Proizvodnja računara te elektroničkih i optičkih proizvoda / <i>Manufacture of computer, electronic and optical products</i>	0,16	0,18	0,14	0,12	0,11	0,09	0,09	0,07	0,08	0,08	0,06
27	Proizvodnja električne opreme <i>Manufacture of electrical equipment</i>	0,16	0,20	0,19	0,23	0,19	0,22	0,24	0,25	0,26	0,24	0,28
28	Proizvodnja strojeva i uređaja, d.n. <i>Manufacture of machinery and equipment, n.e.c.</i>	0,27	0,32	0,29	0,28	0,30	0,31	0,33	0,28	0,27	0,27	0,37
29	Proizvodnja motornih vozila, prikolica i poluprikolica / <i>Manufacture of motor vehicles, trailers, semi-trailers</i>	0,23	0,19	0,18	0,24	0,26	0,28	0,32	0,33	0,35	0,41	0,40
30	Proizvodnja ostalih prijevoznih sredstava / <i>Manufacture of other transport equipment</i>	0,01	0,02	0,02	0,01	0,01	0,01	0,01	0,01	0,01	0,00	0,04
31	Proizvodnja pokućstva <i>Manufacture of furniture</i>	0,47	0,44	0,45	0,46	0,43	0,43	0,43	0,48	0,50	0,58	0,67
32	Ostala prerađivačka industrija <i>Other manufacturing</i>	0,12	0,14	0,08	0,09	0,08	0,10	0,11	0,10	0,11	0,12	0,17
33	Popravak i instaliranje strojeva i opreme <i>Repair and installation of machinery and equip.</i>	0,14	0,16	0,23	0,22	0,20	0,21	0,21	0,22	0,25	0,22	0,21
D	Proizvodnja i snabdijevanje električnom energijom, plinom, parom i klimatizacija <i>Electricity, gas, steam and air conditioning supply</i>	3,19	3,82	4,09	4,18	3,91	3,70	4,22	4,00	3,88	3,92	3,73
E	Snabdijevanje vodom; uklanjanje otpadnih voda, upravljanje otpadom te djelatnosti sanacije okoliša / <i>Water supply; sewerage, waste management and remediation activities</i>	1,02	0,97	1,02	1,08	1,08	1,14	1,09	1,11	1,07	1,04	1,11
F	Građevinarstvo <i>Construction</i>	4,77	5,36	5,26	4,33	4,04	3,90	3,82	4,00	3,93	3,94	4,01
G	Trgovina na veliko i malo; popravak motornih vozila i motocikala <i>Wholesale and retail trade; repair of motor vehicles and motorcycles</i>	12,28	13,18	12,86	13,07	13,04	13,39	13,30	13,46	13,38	13,51	13,93

BRUTO DOMAĆI PROIZVOD PREMA PROIZVODNOM, DOHODOVNOM I RASHODNOM PRISTUPU 2017.
GROSS DOMESTIC PRODUCT BY PRODUCTION, INCOME AND EXPENDITURE APPROACH 2017

nastavak/continued

%

	Djelatnost	2007	2008	2009	2010	2011	2012	2013	2014	2015	2016	2017
	Activities											
H	Prijevoz i skladištenje <i>Transportation and storage</i>	3,30	3,29	3,21	3,24	3,27	3,38	3,46	3,64	3,62	3,61	3,75
I	Djelatnosti pružanja smještaja te pripreme i usluživanja hrane <i>Accommodation and food service activities</i>	2,19	2,05	2,07	2,14	2,08	2,11	2,06	1,99	1,99	1,96	2,10
J	Informacije i komunikacije <i>Information and communication</i>	4,55	4,49	4,69	4,64	4,69	4,74	4,75	4,73	4,60	4,38	4,24
K	Financijske djelatnosti i djelatnosti osiguranja / <i>Financial and insurance activities</i>	3,76	3,49	3,70	3,70	3,80	3,77	3,72	3,77	3,75	3,74	3,88
L	Poslovanje nekretninama <i>Real estate activities</i>	5,40	4,86	5,25	5,20	5,04	5,16	5,22	5,16	5,02	4,92	5,11
	Od toga: imputirana renta <i>Of which: imputed rent</i>	4,93	4,42	4,70	4,59	4,44	4,50	4,57	4,47	4,27	4,16	4,22
M	Stručne, znanstvene i tehničke djelatnosti / <i>Professional, scientific and technical activities</i>	2,54	2,50	2,66	2,71	2,79	2,87	2,61	2,59	2,78	2,89	2,75
N	Administrativne i pomoćne uslužne djelatnosti / <i>Administrative and support service activities</i>	0,66	0,69	0,65	0,66	0,64	0,69	0,71	0,81	0,83	0,84	0,87
O	Javna uprava i obrana; obvezno socijalno osiguranje <i>Public administration and defence; compulsory social security</i>	8,26	8,56	9,50	8,99	9,10	9,05	8,84	8,89	8,63	8,15	7,78
P	Obrazovanje <i>Education</i>	4,05	4,41	4,73	4,69	4,81	4,85	4,71	4,76	4,60	4,42	4,23
Q	Djelatnosti zdravstvene i socijalne skrbi <i>Human health and social work activities</i>	3,69	4,27	4,40	4,50	4,62	4,77	4,77	4,85	4,75	4,59	4,53
R	Umjetnost, zabava i rekreacija <i>Arts, entertainment and recreation</i>	0,79	0,72	0,80	0,81	0,83	0,89	0,95	1,07	1,14	1,35	1,49
S	Ostale uslužne djelatnosti <i>Other service activities</i>	1,15	1,19	1,20	1,20	1,17	1,20	1,15	1,18	1,16	1,15	1,12
T	Djelatnosti kućanstava kao poslodavaca / <i>Activities of households as employers</i>	-	-	-	-	-	-	-	-	-	-	-
U	Djelatnosti izvanteritorijalnih organizacija i organa / <i>Activities of extraterritorial organisations and bodies</i>	-	-	-	-	-	-	-	-	-	-	-
	Ukupno sve djelatnosti Total of activities	82,02	84,06	85,62	84,76	84,77	84,55	85,32	84,89	85,04	85,03	85,29
	FISIM	2,78	2,68	2,73	2,66	2,80	2,70	2,62	2,55	2,55	2,55	2,52
	Bruto dodana vrijednost, bazne cijene Gross value added, basic prices	79,24	81,38	82,90	82,10	81,96	81,85	82,70	82,34	82,49	82,48	82,77
	Porezi na proizvode i usluge i uvoz minus subvencije (+) / Taxes on products and services and import less subsidies (+)	20,76	18,62	17,10	17,90	18,04	18,15	17,30	17,66	17,51	17,52	17,23
	Bruto domaći proizvod (BDP) u tržišnim cijenama / Gross domestic product (GDP) at market prices	100,00	100,00	100,00	100,00	100,00	100,00	100,00	100,00	100,00	100,00	100,00

2.3 BIH-BRUTO DODANA VRIJEDNOST PO DJELATNOSTIMA I BRUTO DOMAĆI PROIZVOD, Tekuće cijene, Nominalni indeksi
2.3 BIH-GROSS VALUE ADDED BY ACTIVITIES AND GROSS DOMESTIC PRODUCT, Current prices, Nominal indices

Prethodna godina = 100 / Previous year = 100

Djelatnost		2008	2009	2010	2011	2012	2013	2014	2015	2016	2017
Activities											
A	Poljoprivreda, šumarstvo i ribolov <i>Agriculture, forestry and fishing</i>	105,87	95,41	98,24	102,82	90,79	113,83	88,87	109,54	106,80	92,28
B	Vađenje ruda i kamena <i>Mining and quarrying</i>	117,98	97,94	97,90	118,14	102,95	98,42	94,64	102,83	100,64	107,35
	05 Vađenje ugljena i lignita <i>Mining of coal and lignite</i>	118,73	104,42	96,65	117,09	103,94	96,62	95,96	99,40	99,57	101,79
	06 Vađenje sirove nafte i prirodnog plina <i>Extraction of crude petroleum and natural gas</i>	-	-	-	-	-	-	-	-	-	-
	07 Vađenje metalnih ruda <i>Mining of metal ores</i>	105,10	78,72	115,12	140,49	109,25	99,41	94,46	116,02	99,24	120,09
	08 Vađenje ostalih ruda i kamena <i>Other mining and quarrying</i>	128,06	83,93	89,81	93,90	97,07	108,10	90,46	107,05	109,59	116,38
	09 Pomoćne uslužne djelatnosti u vađenju ruda i kamena / <i>Mining support service activities</i>	90,17	184,00	124,02	208,71	61,95	109,38	68,01	96,47	100,79	151,12
C	Prerađivačka industrija <i>Manufacturing</i>	115,28	92,46	106,26	103,71	96,57	105,92	102,19	111,47	110,86	111,25
	10 Proizvodnja prehrambenih proizvoda <i>Manufacture of food products</i>	109,59	106,98	101,61	100,03	99,68	100,29	104,19	103,73	105,68	105,07
	11 Proizvodnja pića <i>Manufacture of beverages</i>	108,45	113,38	96,24	95,24	102,22	99,53	96,04	104,38	104,40	107,87
	12 Proizvodnja duhanskih proizvoda <i>Manufacture of tobacco products</i>	104,82	101,93	71,19	99,09	80,76	88,38	74,90	99,38	92,40	61,42
	13 Proizvodnja tekstila <i>Manufacture of textiles</i>	110,40	139,01	118,63	98,87	87,82	103,07	106,76	93,65	107,05	114,09
	14 Proizvodnja odjeće <i>Manufacture of wearing apparel</i>	110,19	94,10	103,42	106,26	90,92	113,89	111,70	106,19	108,32	114,32
	15 Proizvodnja kože i srodnih proizvoda <i>Manufacture of leather and related products</i>	120,11	90,64	117,74	105,88	117,58	109,48	119,85	98,43	112,26	108,02
	16 Prerada drva i proizvoda od drva i pluta, osim pokućstva; proizvodnja predmeta od slame i pletarskih materijala / <i>Manufacture of wood and of products of wood and cork, except furniture; manufacture of articles of straw and plaiting materials</i>	108,57	80,96	104,82	92,33	117,04	110,37	104,15	103,71	111,85	114,31
	17 Proizvodnja papira i proizvoda od papira <i>Manufacture of paper and paper products</i>	105,81	138,21	137,21	130,84	95,78	111,35	130,32	114,70	90,05	132,12
	18 Tiskanje i umnožavanje snimljenih zapisa <i>Printing and reproduction of recorded media</i>	110,40	124,00	101,16	99,89	107,94	102,50	122,58	99,04	110,88	102,40
	19 Proizvodnja koksa i rafiniranih naftnih proizvoda <i>Manufacture of coke and refined petroleum prod.</i>	138,68	113,24	29,71	383,60	--	--	--	--	634,71	9,89
	20 Proizvodnja kemikalija i kemijskih proizvoda <i>Manufacture of chemicals and chemical products</i>	119,53	115,55	97,63	120,08	138,95	105,43	110,57	121,11	121,01	102,52
	21 Proizvodnja osnovnih farmaceutskih proizvoda i farmaceutskih preparata / <i>Manufacture of basic pharmaceutical products and pharmaceutical preparations</i>	101,92	117,52	86,01	106,65	148,73	97,12	122,59	99,81	99,48	119,64
	22 Proizvodnja proizvoda od gume i plastičnih masa <i>Manufacture of rubber and plastic products</i>	116,64	112,41	90,26	103,09	115,48	96,30	110,23	111,92	113,60	112,71

BRUTO DOMAĆI PROIZVOD PREMA PROIZVODNOM, DOHODOVNOM I RASHODNOM PRISTUPU 2017.
GROSS DOMESTIC PRODUCT BY PRODUCTION, INCOME AND EXPENDITURE APPROACH 2017

nastavak/continued

	Djelatnost	2008	2009	2010	2011	2012	2013	2014	2015	2016	2017
	Activities										
C	23 Proizvodnja ostalih nemetalnih mineralnih proizvoda <i>Manufacture of other non-metallic mineral products</i>	126,15	84,90	90,59	88,19	92,78	104,37	93,90	98,92	103,41	103,22
	24 Proizvodnja baznih metala <i>Manufacture of basic metals</i>	105,32	36,99	248,93	114,92	75,91	97,83	76,04	142,59	102,55	109,15
	25 Proizvodnja gotovih metalnih proizvoda, osim strojeva i opreme/ <i>Manufacture of fabricated metal products, except machinery and equipment</i>	132,72	85,17	106,94	104,19	115,50	107,54	97,45	113,79	118,73	124,38
	26 Proizvodnja računara te elektroničkih i optičkih proizvoda / <i>Manufacture of computer, electronic and optical products</i>	124,36	76,96	87,54	92,15	84,79	106,74	81,13	105,48	113,61	78,05
	27 Proizvodnja električne opreme <i>Manufacture of electrical equipment</i>	138,98	91,36	124,00	88,07	113,46	112,99	105,70	107,06	97,55	122,78
	28 Proizvodnja strojeva i uređaja, d.n. <i>Manufacture of machinery and equipment, n.e.c.</i>	135,05	89,16	95,53	112,95	102,67	110,71	86,36	98,37	107,07	144,26
	29 Proizvodnja motornih vozila, prikolica i poluprikolica <i>Manufacture of motor vehicles, trailers, semi-trailers</i>	94,52	91,41	134,43	115,53	106,90	114,91	107,55	110,81	121,16	103,15
	30 Proizvodnja ostalih prijevoznih sredstava <i>Manufacture of other transport equipment</i>	162,38	106,22	24,88	130,50	79,97	136,60	87,52	91,00	81,18	1.013,37
	31 Proizvodnja pokućstva <i>Manufacture of furniture</i>	105,03	100,33	103,78	96,33	100,72	102,73	113,63	108,95	120,00	121,49
	32 Ostala prerađivačka industrija <i>Other manufacturing</i>	134,60	58,13	113,46	92,00	121,46	108,37	95,13	112,58	116,35	147,20
	33 Popravak i instaliranje strojeva i opreme <i>Repair and installation of machinery and equip.</i>	127,38	143,01	98,08	95,81	100,90	103,09	106,49	119,45	92,48	101,31
D	Proizvodnja i snabdijevanje električnom energijom, plinom, parom i klimatizacija/ Electricity, gas, steam and air conditioning supply	135,37	103,96	104,62	96,62	94,81	116,38	96,88	101,30	105,57	99,88
E	Snabdijevanje vodom; uklanjanje otpadnih voda, upravljanje otpadom te djelatnosti sanacije okoliša Water supply; sewerage, waste management and remediation activities	107,69	101,82	108,18	103,75	105,35	97,63	103,90	101,27	101,22	111,56
F	Građevinarstvo Construction	127,17	95,25	84,36	96,29	96,64	99,87	107,19	102,70	104,62	106,97
G	Trgovina na veliko i malo; popravak motornih vozila i motocikala/ Wholesale and retail trade; repair of motor vehicles and motorcycles	121,48	94,80	103,91	103,19	102,65	101,44	103,38	103,94	105,54	108,21
H	Prijevoz i skladištenje Transportation and storage	112,84	94,71	103,51	104,36	103,30	104,30	107,61	103,90	104,27	109,15
I	Djelatnosti pružanja smještaja te pripreme i usluživanja hrane / Accommodation and food service activities	105,80	98,16	106,02	100,27	101,63	99,69	98,52	104,52	103,09	112,34
J	Informacije i komunikacije Information and communication	111,77	101,41	101,34	104,40	101,17	102,30	101,68	101,56	99,63	101,67
K	Financijske djelatnosti i djelatnosti osiguranja Financial and insurance activities	105,21	102,86	102,43	106,01	99,27	100,66	103,58	104,06	104,34	108,78
L	Poslovanje nekretninama Real estate activities	101,98	104,98	101,27	100,23	102,30	103,24	101,02	101,74	102,56	108,95
	Od toga: imputirana renta <i>Of which: imputed rent</i>	101,50	103,15	100,04	99,92	101,32	103,78	99,91	99,81	101,97	106,37
M	Stručne, znanstvene i tehničke djelatnosti Professional, scientific and technical activities	111,32	103,45	103,99	106,47	102,94	92,77	101,42	112,37	108,47	99,99

nastavak/continued

	Djelatnost	2008	2009	2010	2011	2012	2013	2014	2015	2016	2017
	Activities										
N	Administrativne i pomoćne uslužne djelatnosti <i>Administrative and support service activities</i>	118,18	91,78	104,69	100,42	106,36	106,34	115,59	107,27	105,80	108,23
O	Javna uprava i obrana; obvezno socijalno osiguranje / Public administration and defence; compulsory social security	117,30	107,89	96,84	104,59	99,45	99,81	102,66	101,48	98,74	100,23
P	Obrazovanje <i>Education</i>	123,06	104,25	101,47	105,95	100,90	99,05	103,33	101,08	100,34	100,57
Q	Djelatnosti zdravstvene i socijalne skrbi <i>Human health and social work activities</i>	130,87	100,24	104,59	106,22	103,03	102,30	103,76	102,47	101,04	103,38
R	Umjetnost, zabava i rekreacija <i>Arts, entertainment and recreation</i>	104,01	106,97	103,59	107,06	106,96	108,63	115,06	111,47	123,63	116,18
S	Ostale uslužne djelatnosti <i>Other service activities</i>	117,40	97,73	102,99	100,85	101,82	98,36	104,24	103,15	103,75	101,85
T	Djelatnosti kućanstava kao poslodavaca <i>Activities of households as employers</i>	-	-	-	-	-	-	-	-	-	-
U	Djelatnosti izvanteritorijalnih organizacija i organa <i>Activities of extraterritorial organisations and bodies</i>	-	-	-	-	-	-	-	-	-	-
	Ukupno sve djelatnosti <i>Total of activities</i>	116,00	98,98	101,25	103,42	99,71	103,06	101,65	104,68	104,59	105,24
	FISIM	108,95	98,96	99,87	108,96	96,24	99,04	99,58	104,57	104,61	103,53
	Bruto dodana vrijednost, bazne cijene <i>Gross value added, basic prices</i>	116,24	98,98	101,30	103,24	99,83	103,19	101,71	104,68	104,59	105,30
	Porezi na proizvode i usluge i uvoz minus subvencije (+) / Taxes on products and services and import less subsidies (+)	101,48	89,27	107,07	104,20	100,60	97,30	104,32	103,62	104,67	103,16
	Bruto domaći proizvod (BDP) u tržišnim cijenama <i>Gross domestic product (GDP) at market prices</i>	113,18	97,18	102,28	103,42	99,97	102,12	102,17	104,50	104,60	104,92

3.1 BIH-RAČUN PROIZVODNJE PO DJELATNOSTIMA U 2016. GODINI, Tekuće cijene
3.1 BIH-PRODUCTION ACCOUNT BY ACTIVITIES IN 2016, Current prices

000 KM

	Djelatnost	Bruto proizvodnja	Međufazna potrošnja	Bruto dodana vrijednost
	Activities	Output	Intermediate consumption	Gross value added
A	Poljoprivreda, šumarstvo i ribolov / Agriculture, forestry and fishing	4.227.172	2.322.443	1.904.729
B	Vađenje ruda i kamena / Mining and quarrying	908.742	339.763	568.979
	05 Vađenje ugljena i lignita / Mining of coal and lignite	577.051	184.128	392.924
	06 Vađenje sirove nafte i prirodnog plina / Extraction of crude petroleum and natural gas	-	-	-
	07 Vađenje metalnih ruda / Mining of metal ores	169.045	68.425	100.620
	08 Vađenje ostalih ruda i kamena / Other mining and quarrying	152.939	83.868	69.072
	09 Pomoćne uslužne djelatnosti u vađenju ruda i kamena Mining support service activities	9.706	3.342	6.364
C	Prerađivačka industrija / Manufacturing	13.485.945	9.786.992	3.698.953
	10 Proizvodnja prehrambenih proizvoda / Manufacture of food products	2.743.286	2.166.696	576.590
	11 Proizvodnja pića / Manufacture of beverages	387.600	229.959	157.640
	12 Proizvodnja duhanskih proizvoda / Manufacture of tobacco products	66.243	48.124	18.119
	13 Proizvodnja tekstila / Manufacture of textiles	560.141	442.157	117.984
	14 Proizvodnja odjeće / Manufacture of wearing apparel	257.799	113.625	144.174
	15 Proizvodnja kože i srodnih proizvoda / Manufacture of leather and related products	422.767	229.123	193.644
	16 Prerada drva i proizvoda od drva i pluta, osim pokućstva; proizvodnja predmeta od slame i pletarskih materijala / Manufacture of wood and of products of wood and cork, except furniture; manufacture of articles of straw and plaiting materials	984.952	718.953	265.999
	17 Proizvodnja papira i proizvoda od papira / Manufacture of paper and paper products	368.737	271.270	97.467
	18 Tiskanje i umnožavanje snimljenih zapisa Printing and reproduction of recorded media	215.817	122.494	93.323
	19 Proizvodnja koksa i rafiniranih naftnih proizvoda Manufacture of coke and refined petroleum prod.	903.670	837.246	66.424
	20 Proizvodnja kemikalija i kemijskih proizvoda Manufacture of chemicals and chemical products	502.565	312.110	190.455
	21 Proizvodnja osnovnih farmaceutskih proizvoda i farmaceutskih preparata Manufacture of basic pharmaceutical products and pharmaceutical preparations	194.726	110.509	84.218
	22 Proizvodnja proizvoda od gume i plastičnih masa Manufacture of rubber and plastic products	575.042	406.480	168.562
	23 Proizvodnja ostalih nemetalnih mineralnih proizvoda Manufacture of other non-metallic mineral products	462.960	289.078	173.881
	24 Proizvodnja baznih metala / Manufacture of basic metals	1.471.104	1.223.046	248.058
	25 Proizvodnja gotovih metalnih proizvoda, osim strojeva i opreme Manufacture of fabricated metal products, except machinery and equipment	1.476.467	949.447	527.020
	26 Proizvodnja računara te elektroničkih i optičkih proizvoda Manufacture of computer, electronic and optical products	59.638	35.207	24.431
	27 Proizvodnja elektroničke opreme / Manufacture of electrical equipment	324.269	251.893	72.376

nastavak/continued

000 KM

	Djelatnost	Bruto proizvodnja	Međufazna potrošnja	Bruto dodana vrijednost
	Activities	Output	Intermediate consumption	Gross value added
C	28 Proizvodnja strojeva i uređaja, d.n. / <i>Manufacture of machinery and equipment, n.e.c.</i>	223.198	141.680	81.518
	29 Proizvodnja motornih vozila, prikolica i poluprikolica <i>Manufacture of motor vehicles, trailers, semi-trailers</i>	473.093	350.948	122.144
	30 Proizvodnja ostalih prijevoznih sredstava / <i>Manufacture of other transport equipment</i>	10.214	8.945	1.269
	31 Proizvodnja pokućstva / <i>Manufacture of furniture</i>	583.578	410.722	172.857
	32 Ostala prerađivačka industrija / <i>Other manufacturing</i>	87.402	52.029	35.374
	33 Popravak i instaliranje strojeva i opreme <i>Repair and installation of machinery and equip.</i>	130.677	65.249	65.428
D	Proizvodnja i snabdijevanje električnom energijom, plinom, parom i klimatizacija <i>Electricity, gas, steam and air conditioning supply</i>	2.158.501	987.289	1.171.212
E	Snabdijevanje vodom; uklanjanje otpadnih voda, upravljanje otpadom te djelatnosti sanacije okoliša <i>Water supply; sewerage, waste management and remediation activities</i>	560.598	249.599	310.998
F	Građevinarstvo / Construction	3.462.759	2.285.966	1.176.793
G	Trgovina na veliko i malo; popravak motornih vozila i motocikala <i>Wholesale and retail trade; repair of motor vehicles and motorcycles</i>	6.958.029	2.919.267	4.038.762
H	Prijevoz i skladištenje / Transportation and storage	2.181.615	1.102.923	1.078.692
I	Djelatnosti pružanja smještaja te pripreme i usluživanja hrane <i>Accommodation and food service activities</i>	1.091.279	505.416	585.863
J	Informacije i komunikacije / Information and communication	2.077.217	768.231	1.308.986
K	Financijske djelatnosti i djelatnosti osiguranja / Financial and insurance activities	1.726.375	607.131	1.119.244
L	Poslovanje nekretninama / Real estate activities	1.801.081	328.672	1.472.409
	Od toga: imputirana renta / <i>Of which: imputed rent</i>	1.463.897	219.335	1.244.563
M	Stručne, znanstvene i tehničke djelatnosti <i>Professional, scientific and technical activities</i>	1.598.416	735.339	863.077
N	Administrativne i pomoćne uslužne djelatnosti <i>Administrative and support service activities</i>	458.592	207.614	250.978
O	Javna uprava i obrana; obavezno socijalno osiguranje <i>Public administration and defence; compulsory social security</i>	3.247.056	810.659	2.436.397
P	Obrazovanje / Education	1.510.947	190.302	1.320.645
Q	Djelatnosti zdravstvene i socijalne skrbi <i>Human health and social work activities</i>	1.881.669	508.178	1.373.492
R	Umjetnost, zabava i rekreacija <i>Arts, entertainment and recreation</i>	1.930.637	1.527.489	403.149
S	Ostale uslužne djelatnosti / Other service activities	591.550	247.344	344.206
T	Djelatnosti kućanstava kao poslodavaca / Activities of households as employers	-	-	-
U	Djelatnosti izvanteritorijalnih organizacija i organa <i>Activities of extraterritorial organisations and bodies</i>	-	-	-

BRUTO DOMAĆI PROIZVOD PREMA PROIZVODNOM, DOHODOVNOM I RASHODNOM PRISTUPU 2017.
GROSS DOMESTIC PRODUCT BY PRODUCTION, INCOME AND EXPENDITURE APPROACH 2017

nastavak/continued

000 KM

Djelatnost	Bruto proizvodnja	Međufazna potrošnja	Bruto dodana vrijednost
Activities	Output	Intermediate consumption	Gross value added
Ukupno sve djelatnosti / Total of activities	51.858.180	26.430.617	25.427.563
FISIM		763.531	-763.531
Bruto dodana vrijednost, bazne cijene / Gross value added, basic prices	51.858.180	27.194.148	24.664.032
Porezi na proizvode i usluge i uvoz minus subvencije (+) Taxes on products and services and import less subsidies (+)			5.240.428
Bruto domaći proizvod (BDP) u tržišnim cijenama Gross domestic product (GDP) at market prices			29.904.460

3.2 BIH-RAČUN PROIZVODNJE PO DJELATNOSTIMA U 2017. GODINI, Tekuće cijene
3.2 BIH-PRODUCTION ACCOUNT BY ACTIVITIES IN 2017, Current prices

000 KM

	Djelatnost	Bruto proizvodnja	Međufazna potrošnja	Bruto dodana vrijednost
	Activities	Output	Intermediate consumption	Gross value added
A	Poljoprivreda, šumarstvo i ribolov / Agriculture, forestry and fishing	3.931.107	2.173.455	1.757.652
B	Vađenje ruda i kamena / Mining and quarrying	963.289	352.507	610.782
	05 Vađenje ugljena i lignita / Mining of coal and lignite	580.447	180.501	399.945
	06 Vađenje sirove nafte i prirodnog plina / Extraction of crude petroleum and natural gas	-	-	-
	07 Vađenje metalnih ruda / Mining of metal ores	201.502	80.672	120.830
	08 Vađenje ostalih ruda i kamena / Other mining and quarrying	167.683	87.293	80.389
	09 Pomoćne uslužne djelatnosti u vađenju ruda i kamena Mining support service activities	13.658	4.040	9.617
C	Prerađivačka industrija / Manufacturing	15.412.452	11.297.455	4.114.997
	10 Proizvodnja prehrambenih proizvoda / Manufacture of food products	2.897.952	2.292.147	605.805
	11 Proizvodnja pića / Manufacture of beverages	435.166	265.118	170.048
	12 Proizvodnja duhanskih proizvoda / Manufacture of tobacco products	44.735	33.607	11.128
	13 Proizvodnja tekstila / Manufacture of textiles	607.505	472.896	134.609
	14 Proizvodnja odjeće / Manufacture of wearing apparel	313.982	149.167	164.814
	15 Proizvodnja kože i srodnih proizvoda / Manufacture of leather and related products	489.540	280.372	209.168
	16 Prerada drva i proizvoda od drva i pluta, osim pokućstva; proizvodnja predmeta od slame i pletarskih materijala / Manufacture of wood and of products of wood and cork, except furniture; manufacture of articles of straw and plaiting materials	1.101.021	796.950	304.070
	17 Proizvodnja papira i proizvoda od papira / Manufacture of paper and paper products	426.617	297.844	128.773
	18 Tiskanje i umnožavanje snimljenih zapisa Printing and reproduction of recorded media	217.931	122.369	95.562
	19 Proizvodnja koksa i rafiniranih naftnih proizvoda Manufacture of coke and refined petroleum prod.	1.101.166	1.094.598	6.569
	20 Proizvodnja kemikalija i kemijskih proizvoda Manufacture of chemicals and chemical products	522.501	327.238	195.263
	21 Proizvodnja osnovnih farmaceutskih proizvoda i farmaceutskih preparata Manufacture of basic pharmaceutical products and pharmaceutical preparations	215.864	115.102	100.761
	22 Proizvodnja proizvoda od gume i plastičnih masa Manufacture of rubber and plastic products	661.159	471.179	189.981
	23 Proizvodnja ostalih nemetalnih mineralnih proizvoda Manufacture of other non-metallic mineral products	488.621	309.142	179.479
	24 Proizvodnja baznih metala / Manufacture of basic metals	1.827.960	1.557.209	270.751
	25 Proizvodnja gotovih metalnih proizvoda, osim mašina i opreme Manufacture of fabricated metal products, except machinery and equipment	1.880.274	1.224.780	655.493
	26 Proizvodnja računara te elektroničkih i optičkih proizvoda Manufacture of computer, electronic and optical products	46.170	27.101	19.068
	27 Proizvodnja elektroničke opreme / Manufacture of electrical equipment	423.695	334.834	88.860

BRUTO DOMAĆI PROIZVOD PREMA PROIZVODNOM, DOHODOVNOM I RASHODNOM PRISTUPU 2017.
GROSS DOMESTIC PRODUCT BY PRODUCTION, INCOME AND EXPENDITURE APPROACH 2017

nastavak/continued

000 KM

	Djelatnost	Bruto proizvodnja	Međufazna potrošnja	Bruto dodana vrijednost
	Activities	Output	Intermediate consumption	Gross value added
C	28 Proizvodnja strojeva i uređaja, d.n. / <i>Manufacture of machinery and equipment, n.e.c.</i>	301.892	184.295	117.597
	29 Proizvodnja motornih vozila, prikolica i poluprikolica <i>Manufacture of motor vehicles, trailers, semi-trailers</i>	476.722	350.733	125.988
	30 Proizvodnja ostalih prijevoznih sredstava / <i>Manufacture of other transport equipment</i>	27.046	14.189	12.857
	31 Proizvodnja pokućstva / <i>Manufacture of furniture</i>	668.864	458.865	209.999
	32 Ostala prerađivačka industrija / <i>Other manufacturing</i>	117.510	65.441	52.069
	33 Popravak i instaliranje strojeva i opreme <i>Repair and installation of machinery and equip.</i>	118.562	52.278	66.284
D	Proizvodnja i snabdijevanje električnom energijom, plinom, parom i klimatizacija <i>Electricity, gas, steam and air conditioning supply</i>	2.193.785	1.024.009	1.169.776
E	Snabdijevanje vodom; uklanjanje otpadnih voda, upravljanje otpadom te djelatnosti sanacije okoliša <i>Water supply; sewerage, waste management and remediation activities</i>	646.559	299.606	346.953
F	Građevinarstvo / <i>Construction</i>	3.671.016	2.412.190	1.258.826
G	Trgovina na veliko i malo; popravak motornih vozila i motocikala <i>Wholesale and retail trade; repair of motor vehicles and motorcycles</i>	7.198.405	2.828.249	4.370.156
H	Prijevoz i skladištenje / <i>Transportation and storage</i>	2.413.071	1.235.677	1.177.394
I	Djelatnosti pružanja smještaja te pripreme i usluživanja hrane <i>Accommodation and food service activities</i>	1.216.459	558.286	658.173
J	Informacije i komunikacije / <i>Information and communication</i>	2.106.460	775.633	1.330.827
K	Financijske djelatnosti i djelatnosti osiguranja / <i>Financial and insurance activities</i>	1.846.617	629.109	1.217.509
L	Poslovanje nekretninama / <i>Real estate activities</i>	1.960.132	355.949	1.604.182
	Od toga: imputirana renta / <i>Of which: imputed rent</i>	1.557.010	233.218	1.323.792
M	Stručne, znanstvene i tehničke djelatnosti <i>Professional, scientific and technical activities</i>	1.566.252	703.242	863.010
N	Administrativne i pomoćne uslužne djelatnosti <i>Administrative and support service activities</i>	503.185	231.561	271.624
O	Javna uprava i obrana; obvezno socijalno osiguranje <i>Public administration and defence; compulsory social security</i>	3.250.334	808.261	2.442.073
P	Obrazovanje / <i>Education</i>	1.523.322	195.111	1.328.210
Q	Djelatnosti zdravstvene i socijalne skrbi <i>Human health and social work activities</i>	1.948.532	528.641	1.419.891
R	Umjetnost, zabava i rekreacija <i>Arts, entertainment and recreation</i>	2.050.856	1.582.475	468.381
S	Ostale uslužne djelatnosti / <i>Other service activities</i>	580.110	229.548	350.562
T	Djelatnosti kućanstava kao poslodavaca <i>Activities of households as employers</i>	-	-	-
U	Djelatnosti izvanteritorijalnih organizacija i organa <i>Activities of extraterritorial organisations and bodies</i>	-	-	-
	Ukupno sve djelatnosti / <i>Total of activities</i>	54.981.943	28.220.963	26.760.980
	FISIM		790.510	-790.510

nastavak/continued

000 KM

	Djelatnost	Bruto proizvodnja	Međufazna potrošnja	Bruto dodana vrijednost
	Activities	Output	Intermediate consumption	Gross value added
	Bruto dodana vrijednost, bazne cijene / Gross value added, basic prices	54.981.943	29.011.473	25.970.469
	Porezi na proizvode i usluge i uvoz minus subvencije (+) <i>Taxes on products and services and import less subsidies (+)</i>			5.405.768
	Bruto domaći proizvod (BDP) u tržišnim cijenama Gross domestic product (GDP) at market prices			31.376.237

BRUTO DOMAĆI PROIZVOD PREMA PROIZVODNOM, DOHODOVNOM I RASHODNOM PRISTUPU 2017.
GROSS DOMESTIC PRODUCT BY PRODUCTION, INCOME AND EXPENDITURE APPROACH 2017

4.1 BIH-BRUTO DODANA VRIJEDNOST PO DJELATNOSTIMA I BRUTO DOMAĆI PROIZVOD, Stalne cijene
(u cijenama prethodne godine)

4.1 BIH-GROSS VALUE ADDED BY ACTIVITIES AND GROSS DOMESTIC PRODUCT, Constant prices
(at prices of the previous year)

000 KM

Djelatnost	2007	2008	2009	2010	2011	2012	2013	2014	2015	2016	2017
Activities											
A Poljoprivreda, šumarstvo i ribolov <i>Agriculture, forestry and fishing</i>	1.650.029	1.811.063	1.805.117	1.685.309	1.720.929	1.571.563	1.863.039	1.600.142	1.777.719	1.918.956	1.750.454
B Vađenje ruda i kamena <i>Mining and quarrying</i>	368.980	478.773	469.445	495.647	561.153	564.727	581.298	560.805	550.720	584.681	600.866
C Prerađivačka industrija / Manufacturing	2.223.039	2.593.916	2.656.757	2.785.652	2.759.820	2.840.402	2.903.728	3.054.619	3.184.454	3.516.179	4.006.271
D Proizvodnja i snabdijevanje električnom energijom, plinom, parom i klimatizacija <i>Electricity, gas, steam and air conditioning supply</i>	788.858	788.246	987.499	1.052.565	1.014.946	935.412	1.084.750	1.032.534	1.086.748	1.187.931	1.125.785
E Snabdijevanje vodom; uklanjanje otpadnih voda, upravljanje otpadom te djelatnosti sanacije okoliša / Water supply; sewerage, waste management and remediation activities	211.310	224.481	241.590	268.566	277.243	283.348	282.978	314.462	301.117	305.659	328.403
F Građevinarstvo / Construction	963.826	1.255.462	1.269.792	1.138.177	1.049.469	1.039.163	1.009.067	1.100.041	1.130.198	1.154.180	1.219.960
G Trgovina na veliko i malo; popravak motornih vozila i motocikala / Wholesale and retail trade; repair of motor vehicles and motorcycles	2.654.926	2.963.381	3.159.280	3.193.922	3.386.331	3.464.581	3.524.951	3.635.397	3.803.826	3.993.643	4.301.070
H Prijevoz i skladištenje <i>Transportation and storage</i>	691.464	777.192	782.680	812.631	858.822	847.799	928.549	1.005.415	1.031.804	1.079.478	1.157.917
I Djelatnosti pružanja smještaja te pripreme i usluživanja hrane / Accommodation and food service activities	473.127	477.834	482.345	535.595	541.652	543.110	548.600	544.259	567.041	583.410	644.288
J Informacije i komunikacije <i>Information and communication</i>	992.266	1.121.969	1.115.166	1.146.645	1.203.228	1.251.880	1.266.498	1.266.871	1.310.759	1.310.068	1.323.587
K Financijske djelatnosti i djelatnosti osiguranja / Financial and insurance activities	814.406	874.477	949.586	922.086	963.251	1.020.492	1.010.485	1.026.282	1.064.342	1.124.294	1.202.589
L Poslovanje nekretninama <i>Real estate activities</i>	1.221.991	1.226.415	1.255.690	1.319.218	1.314.847	1.331.466	1.345.813	1.411.200	1.427.610	1.440.017	1.484.836
Od toga: imputirana renta <i>Of which: imputed rent</i>	1.114.223	1.112.207	1.129.026	1.162.258	1.163.988	1.163.754	1.177.232	1.222.854	1.220.555	1.218.193	1.242.091
M Stručne, znanstvene i tehničke djelatnosti <i>Professional, scientific and technical activities</i>	546.597	588.958	627.401	684.569	732.135	728.961	706.280	728.094	765.488	836.670	854.017
N Administrativne i pomoćne uslužne djelatnosti / Administrative and support service activities	142.461	158.059	159.937	163.700	163.629	174.099	189.378	222.756	223.594	236.127	267.767
O Javna uprava i obrana; obavezno socijalno osiguranje <i>Public administration and defence; compulsory social security</i>	1.658.822	1.926.866	2.221.249	2.383.914	2.281.955	2.423.826	2.374.091	2.401.804	2.447.495	2.429.879	2.456.476
P Obrazovanje / Education	813.553	945.084	1.144.788	1.197.455	1.211.308	1.273.919	1.281.394	1.281.105	1.307.465	1.326.662	1.334.612
Q Djelatnosti zdravstvene i socijalne skrbi <i>Human health and social work activities</i>	751.768	849.516	1.120.304	1.125.259	1.160.161	1.231.228	1.258.053	1.314.308	1.341.559	1.372.977	1.415.435
R Umjetnost, zabava i rekreacija <i>Arts, entertainment and recreation</i>	169.258	182.209	181.084	182.745	218.149	224.520	245.426	287.806	308.734	341.151	439.440

nastavak/continued

000 KM

Djelatnost	2007	2008	2009	2010	2011	2012	2013	2014	2015	2016	2017
Activities											
S Ostale uslužne djelatnosti <i>Other service activities</i>	250.500	288.960	288.748	297.047	303.476	308.728	300.091	325.212	316.384	335.973	350.642
T Djelatnosti kućanstava kao poslodavaca / <i>Activities of households as employers</i>	-	-	-	-	-	-	-	-	-	-	-
U Djelatnosti izvanteritorijalnih organizacija i organa / <i>Activities of extraterritorial organisations and bodies</i>	-	-	-	-	-	-	-	-	-	-	-
Ukupno sve djelatnosti <i>Total of activities</i>	17.387.182	19.532.861	20.918.458	21.390.703	21.722.504	22.059.225	22.704.470	23.113.111	23.947.057	25.077.935	26.264.417
FISIM (-)	558.588	693.922	760.570	683.236	710.815	748.623	723.637	717.049	729.493	768.874	806.796
Bruto dodana vrijednost, bazne cijene/ Gross value added, basic prices	16.828.595	18.838.939	20.157.889	20.707.466	21.011.689	21.310.602	21.980.833	22.396.062	23.217.564	24.309.061	25.457.621
Porezi na proizvode i usluge i uvoz minus subvencije (+) / Taxes on products and services and import less subsidies (+)	4.403.088	4.932.530	4.595.158	4.307.335	4.596.501	4.705.110	4.858.381	4.690.122	4.986.045	5.179.305	5.392.885
Bruto domaći proizvod (BDP) u tržišnim cijenama / Gross domestic product (GDP) at market prices	21.231.683	23.771.470	24.753.047	25.014.801	25.608.191	26.015.713	26.839.214	27.086.184	28.203.608	29.488.366	30.850.506

4.2 BIH-BRUTO DODANA VRIJEDNOST PO DJELATNOSTIMA I BRUTO DOMAĆI PROIZVOD, Stalne cijene
(u cijenama prethodne godine), Realni indeksi
4.2 BIH - GROSS VALUE ADDED BY ACTIVITIES AND GROSS DOMESTIC PRODUCT, Constant prices
(at prices of the previous year), Real indices

Prethodna godina / Previous year = 100

Djelatnost	2008	2009	2010	2011	2012
Activities					
A Poljoprivreda, šumarstvo i ribolov / <i>Agriculture, forestry and fishing</i>	104,25	98,14	96,03	99,82	88,66
B Vađenje ruda i kamena / <i>Mining and quarrying</i>	111,60	92,75	99,98	115,62	98,49
C Prerađivačka industrija / <i>Manufacturing</i>	106,41	94,54	107,21	99,96	99,20
D Proizvodnja i snabdijevanje električnom energijom, plinom, parom i klimatizacija / <i>Electricity, gas, steam and air conditioning supply</i>	109,46	101,30	103,86	95,72	91,31
E Snabdijevanje vodom; uklanjanje otpadnih voda, upravljanje otpadom te djelatnosti sanacije okoliša / <i>Water supply; sewerage, waste management and remediation activities</i>	97,31	97,25	106,17	101,32	99,80
F Građevinarstvo / <i>Construction</i>	116,68	92,80	87,33	95,45	98,16
G Trgovina na veliko i malo; popravak motornih vozila i motocikala / <i>Wholesale and retail trade; repair of motor vehicles and motorcycles</i>	107,00	93,90	100,14	102,17	101,31
H Prijevoz i skladištenje / <i>Transportation and storage</i>	104,46	93,23	102,21	104,36	98,71
I Djelatnosti pružanja smještaja te pripreme i usluživanja hrane / <i>Accommodation and food service activities</i>	96,85	92,40	104,53	99,71	99,70
J Informacije i komunikacije / <i>Information and communication</i>	109,46	97,33	98,69	102,18	101,83
K Financijske djelatnosti i djelatnosti osiguranja / <i>Financial and insurance activities</i>	103,18	106,49	100,53	102,53	102,46
L Poslovanje nekretninama / <i>Real estate activities</i>	100,76	101,16	101,24	99,64	100,67
Od toga: imputirana renta / <i>Of which: imputed rent</i>	100,01	100,02	99,81	99,92	99,98
M Stručne, znanstvene i tehničke djelatnosti / <i>Professional, scientific and technical activities</i>	102,70	98,28	103,67	106,62	99,71
N Administrativne i pomoćne uslužne djelatnosti / <i>Administrative and support service activities</i>	106,55	91,23	101,74	97,14	102,92
O Javna uprava i obrana; obvezno socijalno osiguranje / <i>Public administration and defence; compulsory social security</i>	103,51	101,73	101,19	100,03	101,59
P Obrazovanje / <i>Education</i>	103,37	101,75	102,09	101,78	101,03
Q Djelatnosti zdravstvene i socijalne skrbi / <i>Human health and social work activities</i>	102,06	102,84	103,05	101,59	101,50
R Umjetnost, zabava i rekreacija / <i>Arts, entertainment and recreation</i>	102,74	98,17	92,62	106,73	102,60
S Ostale uslužne djelatnosti / <i>Other service activities</i>	111,78	95,14	100,15	99,35	100,21
T Djelatnosti kućanstava kao poslodavaca / <i>Activities of households as employers</i>	-	-	-	-	-
U Djelatnosti izvanteritorijalnih organizacija i organa / <i>Activities of extraterritorial organisations and bodies</i>	-	-	-	-	-
Ukupno sve djelatnosti / Total of activities	105,62	97,51	100,74	101,04	99,21
FISIM	110,70	111,37	101,10	105,32	101,80
Bruto dodana vrijednost, bazne cijene / Gross value added, basic prices	105,44	97,06	100,73	100,90	99,12
Porezi na proizvode i usluge i uvoz minus subvencije (+) / <i>Taxes on products and services and import less subsidies (+)</i>	105,36	96,73	101,57	101,23	99,44
Bruto domaći proizvod (BDP) u tržišnim cijenama / Gross domestic product (GDP) at market prices	105,43	97,00	100,87	100,96	99,18

Prethodna godina / Previous year = 100

Djelatnost <i>Activities</i>	2013	2014	2015	2016	2017
A Poljoprivreda, šumarstvo i ribolov / <i>Agriculture, forestry and fishing</i>	115,76	87,34	109,19	107,60	91,90
B Vađenje ruda i kamena / <i>Mining and quarrying</i>	98,48	96,53	100,17	103,42	105,60
C Prerađivačka industrija / <i>Manufacturing</i>	105,01	104,30	106,39	105,39	108,31
D Proizvodnja i snabdijevanje električnom energijom, plinom, parom i klimatizacija / <i>Electricity, gas, steam and air conditioning supply</i>	111,68	91,34	99,24	107,08	96,12
E Snabdijevanje vodom; uklanjanje otpadnih voda, upravljanje otpadom te djelatnosti sanacije okoliša / <i>Water supply; sewerage, waste management and remediation activities</i>	94,61	107,69	99,25	99,48	105,60
F Građevinarstvo / <i>Construction</i>	98,63	107,66	103,19	102,61	103,67
G Trgovina na veliko i malo; popravak motornih vozila i motocikala / <i>Wholesale and retail trade; repair of motor vehicles and motorcycles</i>	100,41	102,09	103,32	104,37	106,49
H Prijevoz i skladištenje / <i>Transportation and storage</i>	104,63	108,70	103,64	104,35	107,34
I Djelatnosti pružanja smještaja te pripreme i usluživanja hrane / <i>Accommodation and food service activities</i>	99,09	98,62	104,29	102,66	109,97
J Informacije i komunikacije / <i>Information and communication</i>	101,83	99,57	101,32	99,71	101,12
K Financijske djelatnosti i djelatnosti osiguranja / <i>Financial and insurance activities</i>	102,20	103,12	103,25	104,81	107,45
L Poslovanje nekretninama / <i>Real estate activities</i>	99,46	101,02	101,16	100,30	100,84
Od toga: imputirana renta / <i>Of which: imputed rent</i>	99,82	99,91	99,81	99,81	99,80
M Stručne, znanstvene i tehničke djelatnosti / <i>Professional, scientific and technical activities</i>	93,84	104,28	108,11	105,15	98,95
N Administrativne i pomoćne uslužne djelatnosti / <i>Administrative and support service activities</i>	105,25	116,43	101,10	99,54	106,69
O Javna uprava i obrana; obvezno socijalno osiguranje / <i>Public administration and defence; compulsory social security</i>	100,05	101,41	100,66	98,48	100,82
P Obrazovanje / <i>Education</i>	100,72	101,66	100,41	100,80	101,06
Q Djelatnosti zdravstvene i socijalne skrbi / <i>Human health and social work activities</i>	100,66	102,80	101,13	101,00	103,05
R Umjetnost, zabava i rekreacija / <i>Arts, entertainment and recreation</i>	104,85	113,20	105,53	104,62	109,00
S Ostale uslužne djelatnosti / <i>Other service activities</i>	95,67	105,40	97,39	101,07	101,87
T Djelatnosti kućanstava kao poslodavaca / <i>Activities of households as employers</i>	-	-	-	-	-
U Djelatnosti izvanteritorijalnih organizacija i organa / <i>Activities of extraterritorial organisations and bodies</i>	-	-	-	-	-
Ukupno sve djelatnosti / Total of activities	102,41	101,16	103,10	103,15	103,29
FISIM	102,24	102,29	104,51	105,34	105,34
Bruto dodana vrijednost, bazne cijene / Gross value added, basic prices	102,41	101,12	103,05	103,08	103,22
Porezi na proizvode i usluge i uvoz minus subvencije (+) / <i>Taxes on products and services and import less subsidies (+)</i>	102,06	101,27	103,19	103,45	102,91
Bruto domaći proizvod (BDP) u tržišnim cijenama / Gross domestic product (GDP) at market prices	102,35	101,15	103,08	103,14	103,16

4.3 BIH-BRUTO DODANA VRIJEDNOST PO DJELATNOSTIMA I BRUTO DOMAĆI PROIZVOD,
lančano povezane vrijednosti u cijenama 2010. godine
4.3 BIH-GROSS VALUE ADDED BY ACTIVITIES AND GROSS DOMESTIC PRODUCT,
chain linked at price, 2010

000 KM

Djelatnost	2007	2008	2009	2010	2011	2012	2013	2014	2015	2016	2017
Activities											
A Poljoprivreda, šumarstvo i ribolov <i>Agriculture, forestry and fishing</i>	1.754.622	1.829.118	1.795.176	1.723.995	1.720.929	1.525.716	1.766.097	1.542.546	1.684.269	1.812.259	1.665.474
B Vađenje ruda i kamena <i>Mining and quarrying</i>	468.947	523.343	485.410	485.332	561.153	552.679	544.273	525.412	526.293	544.305	574.810
C Prerađivačka industrija <i>Manufacturing</i>	2.559.918	2.724.004	2.575.213	2.760.926	2.759.820	2.737.647	2.874.780	2.998.254	3.189.942	3.361.778	3.641.082
D Proizvodnja i snabdijevanje električnom energijom, plinom, parom i klimatizacija <i>Electricity, gas, steam and air conditioning supply</i>	920.652	1.007.755	1.020.891	1.060.306	1.014.946	926.702	1.034.974	945.368	938.166	1.004.604	965.639
E Snabdijevanje vodom; uklanjanje otpadnih voda, upravljanje otpadom te djelatnosti sanacije okoliša / Water supply; sewerage, waste management and remediation activities	272.350	265.022	257.735	273.642	277.243	276.687	261.772	281.903	279.786	278.327	293.904
F Građevinarstvo / Construction	1.162.602	1.356.578	1.258.920	1.099.465	1.049.469	1.030.108	1.015.989	1.093.781	1.128.674	1.158.118	1.200.601
G Trgovina na veliko i malo; popravak motornih vozila i motocikala/ Wholesale and retail trade; repair of motor vehicles and motorcycles	3.294.324	3.524.829	3.309.754	3.314.270	3.386.331	3.430.571	3.444.683	3.516.629	3.633.423	3.792.045	4.038.329
H Prijevoz i skladištenje <i>Transportation and storage</i>	826.841	863.696	805.204	822.967	858.822	847.763	887.257	964.023	998.936	1.042.305	1.118.857
I Djelatnosti pružanja smještaja te pripreme i usluživanja hrane / Accommodation and food service activities	580.725	562.440	519.722	543.249	541.652	540.032	535.141	527.732	550.370	564.987	621.331
J Informacije i komunikacije <i>Information and communication</i>	1.119.971	1.225.885	1.193.191	1.177.524	1.203.228	1.225.254	1.247.661	1.242.260	1.258.596	1.254.948	1.268.946
K Financijske djelatnosti i djelatnosti osiguranja / Financial and insurance activities	850.557	877.621	934.590	939.520	963.251	986.952	1.008.710	1.040.172	1.073.968	1.125.670	1.209.494
L Poslovanje nekretninama <i>Real estate activities</i>	1.278.646	1.288.408	1.303.385	1.319.586	1.314.847	1.323.593	1.316.449	1.329.896	1.345.370	1.349.399	1.360.788
M Od toga: imputirana renta <i>Of which: imputed rent</i>	1.166.774	1.166.857	1.167.038	1.164.877	1.163.988	1.163.753	1.161.661	1.160.609	1.158.427	1.156.256	1.153.959
M Stručne, znanstvene i tehničke djelatnosti <i>Professional, scientific and technical activities</i>	656.282	674.006	662.427	686.706	732.135	729.983	685.042	714.379	772.298	812.098	803.573
N Administrativne i pomoćne uslužne djelatnosti / Administrative and support service activities	170.320	181.476	165.564	168.449	163.629	168.403	177.248	206.363	208.638	207.671	221.564
O Javna uprava i obrana; obvezno socijalno osiguranje / Public administration and defence; compulsory social security	2.140.836	2.216.031	2.254.288	2.281.221	2.281.955	2.318.176	2.319.412	2.352.099	2.367.709	2.331.676	2.350.893
P Obrazovanje / Education	1.108.257	1.145.658	1.165.744	1.190.132	1.211.308	1.223.812	1.232.595	1.253.111	1.258.250	1.268.255	1.281.668
Q Djelatnosti zdravstvene i socijalne skrbi <i>Human health and social work activities</i>	1.055.897	1.077.602	1.108.217	1.142.025	1.160.161	1.177.580	1.185.333	1.218.524	1.232.256	1.244.578	1.282.585
R Umjetnost, zabava i rekreacija <i>Arts, entertainment and recreation</i>	218.821	224.819	220.698	204.400	218.149	223.822	234.689	265.662	280.376	293.319	319.723

nastavak/continued

000 KM

Djelatnost	2007	2008	2009	2010	2011	2012	2013	2014	2015	2016	2017
Activities											
S Ostale uslužne djelatnosti <i>Other service activities</i>	286.826	320.606	305.019	305.475	303.476	304.111	290.929	306.642	301.646	305.485	311.197
T Djelatnosti kućanstava kao poslodavaca <i>Activities of households as employers</i>	-	-	-	-	-	-	-	-	-	-	-
U Djelatnosti izvanteritorijalnih organizacija i organa / <i>Activities of extraterritorial organisations and bodies</i>	-	-	-	-	-	-	-	-	-	-	-
Ukupno sve djelatnosti / Total of activities	20.720.242	21.885.136	21.341.269	21.499.189	21.722.504	21.550.663	22.069.682	22.325.548	23.019.590	23.744.664	24.526.131
FISIM (-)	541.547	599.473	667.610	674.924	710.815	723.589	739.808	756.784	790.943	833.215	880.429
Bruto dodana vrijednost, bazne cijene <i>Gross value added, basic prices</i>	20.200.345	21.300.046	20.673.702	20.824.265	21.011.689	20.826.870	21.329.604	21.569.225	22.230.365	22.915.479	23.652.807
Porezi na proizvode i usluge i uvoz minus subvencije (+) / <i>Taxes on products and services and import less subsidies (+)</i>	4.386.699	4.621.866	4.470.519	4.540.688	4.596.501	4.570.819	4.665.329	4.724.380	4.875.352	5.043.359	5.190.083
Bruto domaći proizvod (BDP) u tržišnim cijenama / Gross domestic product (GDP) at market prices	24.589.667	25.924.081	25.145.645	25.364.953	25.608.191	25.397.761	25.994.871	26.293.302	27.105.298	27.957.939	28.842.406

BRUTO DOMAĆI PROIZVOD PREMA PROIZVODNOM, DOHODOVNOM I RASHODNOM PRISTUPU 2017.
GROSS DOMESTIC PRODUCT BY PRODUCTION, INCOME AND EXPENDITURE APPROACH 2017

5.1. BIH-RAČUN STVARANJA DOHOTKA u 2016. godini
5.1. BIH-GENERATION OF INCOME ACCOUNT in 2016

000 KM

Djelatnost	Bruto dodana vrijednost	Sredstva zaposlenih	Neto ostali porezi na proizvodnju	Bruto poslovni višak / mješoviti dohodak	Potrošnja fiksnog kapitala	Neto poslovni višak / mješoviti dohodak
Activities	Gross value added	Compensation of employees	Net other taxes on production	Gross operating surplus/ mixed income	Consumption of fixed capital	Net operating surplus/mixed income
A Poljoprivreda, šumarstvo i ribolov <i>Agriculture, forestry and fishing</i>	1.904.729	306.221	-21.540	1.620.047	204.624	1.415.423
B Vađenje ruda i kamena / <i>Mining and quarrying</i>	568.979	451.088	9.091	108.799	131.868	-23.069
C Prerađivačka industrija / <i>Manufacturing</i>	3.698.953	2.071.783	30.828	1.596.342	723.514	872.828
D Proizvodnja i opskrba električnom energijom, plinom, parom i klimatizacija / <i>Electricity, gas, steam and air conditioning supply</i>	1.171.212	607.867	16.954	546.391	445.871	100.519
E Opskrba vodom; uklanjanje otpadnih voda, gospodarenje otpadom te djelatnosti sanacije okoliša / <i>Water supply; sewerage, waste management and remediation activities</i>	310.998	254.937	2.642	53.420	59.129	-5.710
F Građevinarstvo / <i>Construction</i>	1.176.793	559.671	10.260	606.862	137.003	469.859
G Trgovina na veliko i malo; popravak motornih vozila i motocikala / <i>Wholesale and retail trade; repair of motor vehicles and motorcycles</i>	4.038.762	1.953.411	37.075	2.048.275	458.182	1.590.093
H Prijevoz i skladištenje <i>Transportation and storage</i>	1.078.692	650.987	-9.268	436.974	199.023	237.950
I Djelatnosti pružanja smještaja te pripreme i usluživanja hrane / <i>Accommodation and food service activities</i>	585.863	320.616	3.978	261.268	109.709	151.560
J Informacije i komunikacije <i>Information and communication</i>	1.308.986	596.198	8.234	704.554	359.098	345.456
K Financijske djelatnosti i djelatnosti osiguranja / <i>Financial and insurance activities</i>	1.119.244	571.026	13.640	534.577	93.674	440.903
L Poslovanje nekretninama <i>Real estate activities</i>	1.472.409	65.364	1.214	1.405.831	612.148	793.683
Od toga: imputirana renta <i>Of which: imputed rent</i>	1.244.563	-	-	1.244.563	540.763	703.800
M Stručne, znanstvene i tehničke djelatnosti <i>Professional, scientific and technical activities</i>	863.077	464.212	9.302	389.564	113.686	275.877
N Administrativne i pomoćne uslužne djelatnosti / <i>Administrative and support service activities</i>	250.978	180.027	1.773	69.179	20.770	48.409
O Javna uprava i obrana; obvezno socijalno osiguranje / <i>Public administration and defence; compulsory social security</i>	2.436.397	2.237.867	4.479	194.050	194.292	-242
P Obrazovanje / <i>Education</i>	1.320.645	1.205.246	3.227	112.171	65.258	46.913
Q Djelatnosti zdravstvene i socijalne skrbi <i>Human health and social work activities</i>	1.373.492	1.181.968	5.883	185.641	132.868	52.772
R Umjetnost, zabava i rekreacija <i>Arts, entertainment and recreation</i>	403.149	209.032	8.723	185.393	28.349	157.044
S Ostale uslužne djelatnosti <i>Other service activities</i>	344.206	238.028	2.762	103.416	23.182	80.234

nastavak/continued

000 KM

Djelatnost	Bruto dodana vrijednost	Sredstva zaposlenih	Neto ostali porezi na proizvodnju	Bruto poslovni višak / mješoviti dohodak	Potrošnja fiksnog kapitala	Neto poslovni višak / mješoviti dohodak
Activities	Gross value added	Compensation of employees	Net other taxes on production	Gross operating surplus/ mixed income	Consumption of fixed capital	Net operating surplus/mixed income
T Djelatnosti kućan. kao poslodavaca; djel. kućan. koja proizvode različita dobra i obavljaju različite usluge za vlastite potrebe <i>Activities of households as employers; undifferentiated goods-and services-producing activities of households for own use</i>	-	-	-	-	-	-
U Djelatnosti izvanteritorijalnih organizacija i tijela / <i>Activities of extraterritorial organisations and bodies</i>	-	-	-	-	-	-
Ukupno sve djelatnosti / Total of activities	25.427.563	14.125.551	139.259	11.162.753	4.112.251	7.050.502
FISIM (-)	763.531			763.531		763.531
Bruto dodana vrijednost, bazne cijene <i>Gross value added, basic prices</i>	24.664.032	14.125.551	139.258	10.399.222	4.112.251	6.286.971
Porezi na proizvode i usluge i uvoz minus subvencije (+) / <i>Taxes on products and services and import less subsidies (+)</i>	5.240.428					
Bruto domaći proizvod (BDP) u tržišnim cijenama / Gross domestic product (GDP) at market prices	29.904.460					

5.2. BIH-RAČUN STVARANJA DOHOTKA u 2017. godini
5.2 BIH-GENERATION OF INCOME ACCOUNT in 2017

000 KM

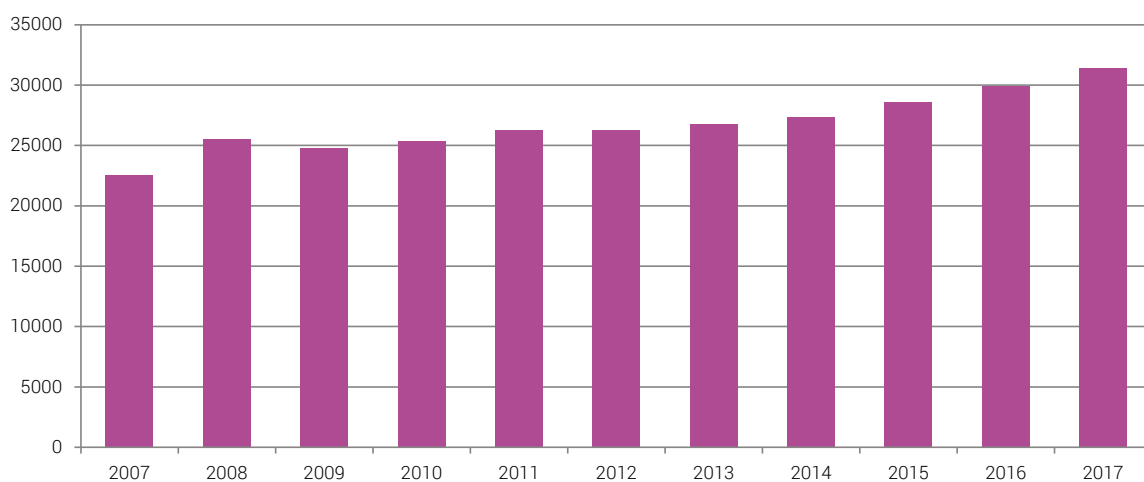
Djelatnost	Bruto dodana vrijednost	Sredstva zaposlenih	Neto ostali porezi na proizvodnju	Bruto poslovni višak / mješoviti dohodak	Potrošnja fiksnog kapitala	Neto poslovni višak / mješoviti dohodak
Activities	Gross value added	Compensation of employees	Net other taxes on production	Gross operating surplus/ mixed income	Consumption of fixed capital	Net operating surplus/mixed income
A Poljoprivreda, šumarstvo i ribolov <i>Agriculture, forestry and fishing</i>	1.757.652	320.682	-21.658	1.458.629	195.842	1.262.787
B Vađenje ruda i kamena <i>Mining and quarrying</i>	610.782	443.713	9.473	157.597	133.058	24.539
C Prerađivačka industrija / <i>Manufacturing</i>	4.114.997	2.282.315	35.873	1.796.809	758.198	1.038.611
D Proizvodnja i snabdijevanje električnom energijom, plinom, parom i klimatizacija/ <i>Electricity, gas, steam and air conditioning supply</i>	1.169.776	608.564	14.958	546.254	459.205	87.049
E Snabdijevanje vodom; uklanjanje otpadnih voda, upravljanje otpadom te djelatnosti sanacije okoliša / <i>Water supply; sewerage, waste management and remediation activities</i>	346.953	263.760	2.800	80.393	59.847	20.546
F Građevinarstvo / <i>Construction</i>	1.258.826	584.058	10.691	664.077	145.143	518.935
G Trgovina na veliko i malo; popravak motornih vozila i motocikala / <i>Wholesale and retail trade; repair of motor vehicles and motorcycles</i>	4.370.156	2.007.694	41.754	2.320.709	483.548	1.837.160
H Prijevoz i skladištenje <i>Transportation and storage</i>	1.177.394	683.843	-10.535	504.086	231.167	272.919
I Djelatnosti pružanja smještaja te pripreme i usluživanja hrane / <i>Accommodation and food service activities</i>	658.173	349.187	5.409	303.578	119.225	184.353
J Informacije i komunikacije <i>Information and communication</i>	1.330.827	612.738	6.938	711.151	368.784	342.367
K Financijske djelatnosti i djelatnosti osiguranja / <i>Financial and insurance activities</i>	1.217.509	591.579	15.067	610.862	87.452	523.410
L Poslovanje nekretninama <i>Real estate activities</i>	1.604.182	73.567	2.067	1.528.549	656.860	871.688
Od toga: imputirana renta <i>Of which: imputed rent</i>	1.323.792	-	-	1.323.792	575.188	748.604
M Stručne, znanstvene i tehničke djelatnosti <i>Professional, scientific and technical activities</i>	863.010	484.934	10.012	368.063	79.447	288.617
N Administrativne i pomoćne uslužne djelatnosti / <i>Administrative and support service activities</i>	271.624	188.325	2.031	81.268	22.373	58.895
O Javna uprava i obrana; obvezno socijalno osiguranje / <i>Public administration and defence; compulsory social security</i>	2.442.073	2.239.519	4.547	198.008	199.529	-1521
P Obrazovanje / <i>Education</i>	1.328.210	1.221.280	3.303	103.627	67.694	35.933
Q Djelatnosti zdravstvene i socijalne skrbi <i>Human health and social work activities</i>	1.419.891	1.222.579	6.750	190.562	133.528	57.034
R Umjetnost, zabava i rekreacija <i>Arts, entertainment and recreation</i>	468.381	224.664	10.960	232.757	31.784	200.973
S Ostale uslužne djelatnosti <i>Other service activities</i>	350.562	233.335	2.715	114.513	20.791	93.722

000 KM

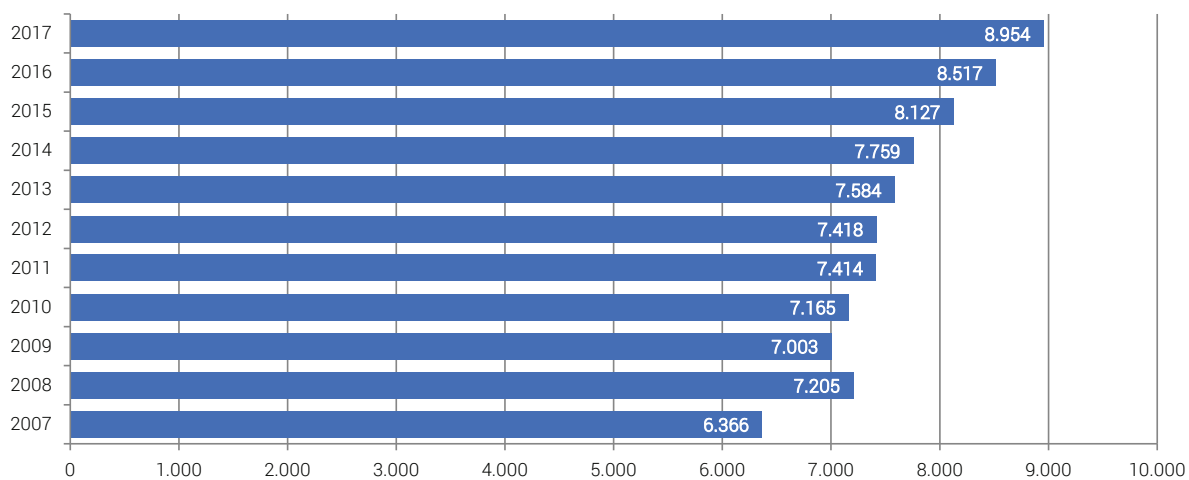
Djelatnost	Bruto dodana vrijednost	Sredstva zaposlenih	Neto ostali porezi na proizvodnju	Bruto poslovni višak / mješoviti dohodak	Potrošnja fiksnog kapitala	Neto poslovni višak / mješoviti dohodak
Activities	Gross value added	Compensation of employees	Net other taxes on production	Gross operating surplus/ mixed income	Consumption of fixed capital	Net operating surplus/mixed income
T Djelatnosti kućanstava kao poslodavaca <i>Activities of households as employers</i>						
U Djelatnosti izvanteritorijalnih organizacija i organa / <i>Activities of extraterritorial organisations and bodies</i>						
Ukupno sve djelatnosti / Total of activities	26.760.980	14.636.336	153.153	11.971.491	4.253.475	7.718.016
FISIM (-)	790.510			790.510		790.510
Bruto dodana vrijednost, bazne cijene <i>Gross value added, basic prices</i>	25.970.469	14.636.336	153.153	11.180.981	4.253.475	6.927.506
Porezi na proizvode i usluge i uvoz minus subvencije (+) / <i>Taxes on products and services and import less subsidies (+)</i>	5.405.768					
Bruto domaći proizvod (BDP) u tržišnim cijenama / Gross domestic product (GDP) at market prices	31.376.237					

BRUTO DOMAĆI PROIZVOD PREMA PROIZVODNOM, DOHODOVNOM I RASHODNOM PRISTUPU 2017.
GROSS DOMESTIC PRODUCT BY PRODUCTION, INCOME AND EXPENDITURE APPROACH 2017

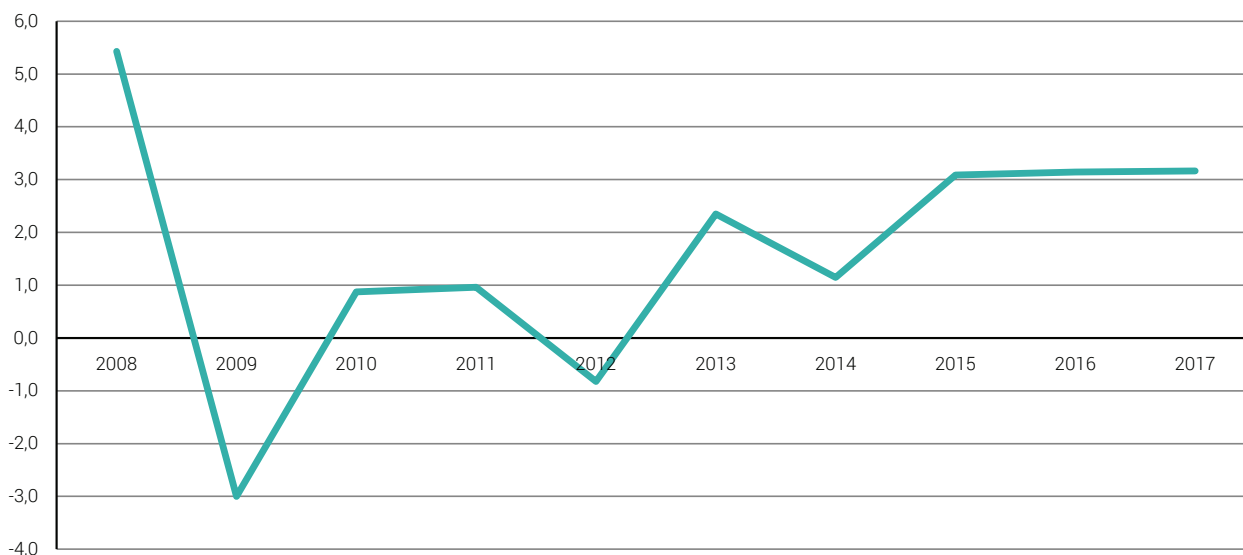
Bruto domaći proizvod, milijuna KM
 Gross domestic product, mln KM



BDP po stanovniku za BiH, KM
 GDP per capita, KM



BDP - Stope realnog rasta
 GDP - Real growth rates



**BRUTO DOMAĆI PROIZVOD
PREMA RASHODNOM PRISTUPU
2007-2017.
*GROSS DOMESTIC PRODUCT BY
EXPENDITURE APPROACH
2007-2017***

UVODNE NAPOMENE ZA KORISNIKE

S ciljem unaprijeđenja statistike nacionalnih računa Bosne i Hercegovine, Agencija za statistiku BiH je 2006. godine počela kompilaciju bruto domaćeg proizvoda prema rashodnom pristupu. Kao referentno razdoblje, za uspostavljanje serije odabrana je 2004. godina, kao prva godina u kojoj su bili raspoloživi novi izvori podataka, koji su omogućili kompiliranje procjena bruto domaćeg proizvoda prema rashodnom pristupu. Procjene su sačinjene u tekućim i cijenama prethodne godine, čime je omogućeno poređenje procjena između dvije godine na kvantitativnoj osnovi. Imajući u vidu činjenicu da kvalitet statistike nacionalnih računa ovisi, prvenstveno, o raspoloživosti i kvalitetu velikog broja različitih izvora podataka, značajne praznine koje su postojale, a i još uvijek postoje, obvezuju nacionalne račune, da u slučaju kada bolji izvori podataka postanu dostupni, revidira objavljene podatke.

Agencija za statistiku BiH u ovoj publikaciji predstavlja revidirane godišnje procjene Bruto domaćeg proizvoda (BDP) po rashodnom pristupu za period 2007-2016. i finalnu procjenu Bruto domaćeg proizvoda za 2017. Procjene su sačinjene prema metodologiji Europskog sustava računa 2010 (ESA 2010). Pored procjena osnovnih rashodnih komponenti, date su i procjene o izdacima za krajnju potrošnju kućanstava prema Klasifikaciji individualne potrošnje prema namjeni (COICOP), kao i podaci o ulaganjima u bruto investicije.

Najznačajnije metodološke izmjene u ESA 2010, a koje imaju izravan utjecaj na procjenu BDP-a prema rashodnom pristupu su: prikazivanje izdataka za istraživanje i razvoj kao investicije, proizvodnja softvera u vlastitoj režiji, implementacija sektorske klasifikacije.

Poseban tabelarni dio publikacije daje prikaz nominalnih i realnih promjena između dvije uzastopne godine.

Bruto domaći proizvod prema rashodnom pristupu, procijenjen je za 2017. godinu u iznosu od 32.510 milijuna KM, što predstavlja nominalni porast od 4,71% u odnosu na 2016. Posmatrano u cijenama prethodne godine rast BDP-a je bio 3,36%, što predstavlja rast cijena u iznosu od 1,30%.

Izdaci za potrošnju kućanstava, koji čine 77% BDP-a, iznosili su 24.416 milijuna KM u 2017. što predstavlja nominalni rast od 3,22%, u poređenju sa prethodnom godinom. Promatrano u realnim vrijednostima, potrošnja je porasla za 1,54%, dok je prosječan rast cijena iznosio 1,66%. promatrano prema osnovnim skupinama potrošnje, grupe 05 Pokućstvo i rutinsko održavanje stana i 08 Komunikacije su zabilježile nominalni pad. Pad u realnim vrijednostima zabilježile su grupe: 02 Alkoholna pića, duhan i narkotici 1,78%, 05 Pokućstvo i rutinsko održavanje stana 0,37%, 08 Komunikacije 3,34% i 10 Obrazovanje 0,21%. Ostale grupe su ostvarile nominalni i realni rast.

Izdaci za krajnju potrošnju vlade porasli su između 2016. i 2017. za 1,60% nominalno, te za 1,55%, promatrano u cijenama prethodne godine. Udjel izdataka vlade u ukupnom Bruto domaćem proizvodu je opao sa 20,19% u 2016. na 19,59% u 2017.

Bruto investicije u stalna sredstva zabilježile su nominalni rast od 8,95% u 2017. u poređenju sa 2016. i realni rast od 5,75%. Promatrano prema vrsti ulaganja, između 2016. i 2017. ulaganja u strojeve i opremu su zabilježila nominalni rast od 11,76% dok su ulaganja u građevinske objekte porasla za 6,83% nominalno. Promatrano u realnim vrijednostima (isključujući utjecaj cijena) ulaganja u strojeve i opremu su porasla 8,17%, a u građevinske objekte za 3,81%.

Udjel investicija u Bruto domaćem proizvodu iznosi 17,39% u 2017., što predstavlja povećanje sa 16,71% koliko je iznosilo u 2016.

Izvoz roba i usluga u 2017. u odnosu na 2016. zabilježio je rast od 17,96% nominalno i 11,80% realno, što ukazuje na rast cijena od 5,51%. U istom periodu uvoz roba i usluga je porastao za 13,18% nominalno i 7,70% realno, što ukazuje na rast cijena od 5,09%.

INTRODUCTORY NOTES FOR USERS

With a view to improving National Accounts statistics of Bosnia and Herzegovina, Agency for statistics BiH started compilation of Gross domestic product by expenditure in 2006.

The year 2004 was chosen as the starting reference period for the construction of the series, as the first year in which new data sources were available, enabling compilation of the Gross domestic product by expenditure approach. The estimates were calculated at current and at prices of the previous year, thus allowing the comparison of the data between two consecutive years on a quantitative basis. Having in mind the fact that the quality of the national accounts statistics depends primarily on the availability and quality of a large number different data sources, significant gaps that existed, and still exist, oblige national accounts to revise published data when better sources of data become available.

In this publication Agency for statistics of BiH, presents the revised annual estimates of Gross domestic product by the expenditure approach for period 2007 – 2015 and finally estimate of GDP for 2016. The estimates have been compiled according to the methodology of European System of Accounts 2010 (ESA 2010). In addition to the estimates of the main expenditure components, the Household final consumption expenditure by Classification of individual consumption and Gross fixed capital formation by main groups are presented as well.

The most significant methodological changes in the ESA 2010, with a direct impact on the estimation of GDP according to the expenditure approach, are: the capitalisation of research and development expenditure, calculation of own-account software and implementation of sector classification.

The tabular part of the publication gives an overview of the nominal and real changes between two consecutive years.

Gross domestic product by expenditure approach is estimated at 32,510 millions of KM in 2017 representing a nominal increase of 4.71% in comparison to 2016. At constant prices (at prices of previous year) the increase in GDP was 3.36%, which implies an increase in prices of 1.30%.

Household final consumption expenditure, representing 77% of GDP, reached the amount of 24,416 million of KM in 2017. This represents a nominal growth rate of 3.22% in comparison with previous year. In real terms, consumption increased for 1.54%, while an increase in prices was 1.66%. A breakdown of household consumption expenditure by purpose shows nominal decrease for groups 05 Housing, water, electricity, gas and other fuels and 08 Communication. In real terms, decrease is recorded in the following groups: 02 Alcoholic beverages, tobacco and narcotics 1.78%, 05 Furnishing, household equip. and routine household maint. 0.37%, 08 Communication 3.34% and 10 Education 0.21%. Other groups have achieved increase in nominal and real terms.

General government final consumption expenditure increased between 2016 and 2017 by 1.60% nominally and 1.55% in real terms. The share of government expenditure in the total GDP is decreased from 20.19% in 2016 to 19.59% in 2017.

Gross fixed capital formation increased between 2016 and 2017 by 8.95% in nominal terms and 5.75% in real terms. The breakdown of gross fixed capital formation by type of assets shows increase in purchases by producers of machinery and equipment by 11.76% while capital formation in construction assets increased by 6.83% nominally. In real terms (excluding price increase) investment in machinery and equipment increased by 8.17% and in construction assets increased by 3.81%.

The gross fixed capital formation share in GDP is 17.39% and represents an increase from 16.71% recorded in 2016.

Export of goods and services in 2017 registered an increase by 17.96 % in nominal terms and 11.80% in real terms, which implies an increase in price of 5.51%. Imports of goods and services in 2017 registered the increase 13.18% in nominal terms and 7.70% in real terms, which implies an increase in prices of 5.09%.

METODOLOŠKA OBJAŠNENJA
NOTES OF METHODOLOGY

KONCEPTI I DEFINICIJE

Bruto domaći proizvod (BDP) prema rashodnom pristupu, definira se kao ukupna domaća krajnja potrošnja, korigirana vanjskom bilancom roba i usluga sa ostatkom svijeta. Osnovne komponente BDP-a po rashodnom pristupu su:

- Izdaci za krajnju potrošnju kućanstava,
- Izdaci za krajnju potrošnju neprofitnih institucija koje usluge pružaju kućanstvima,
- Izdaci za krajnju potrošnju vlade,
- Bruto investicije,
- Izvoz i uvoz roba i usluga.

Izdaci za krajnju potrošnju kućanstava sastoje se od izdataka rezidentnih kućanstava na potrošnju roba i usluga za izravno zadovoljenje ljudskih potreba i želja. Izdaci za krajnju potrošnju kućanstava odnose se na izdatke rezidentnih kućanstava, bez obzira da li su izdaci nastali unutar ekonomskog teritorija ili u inozemstvu.

Izdaci se bilježe kada je dospijeće plaćanja nastalo, odnosno kada je kupac stvorio obvezu prema prodavcu. To znači da se izdaci za robe bilježe u vrijeme promjene vlasništva, dok se izdaci za usluge bilježe u vrijeme kada je isporuka usluga kompletirana.

Izdaci kućanstava se vrednuju u kupovnim cijenama plaćenim od strane kućanstava. Kupovna cijena uključuje sve poreze na proizvode koji mogu biti plaćeni u vrijeme kupovine.

Izdaci za krajnju potrošnju kućanstava uključuju slijedeće osnovne komponente:

- Nabavku roba i usluga,
- Dohodak u naturi, kao što su robe i usluge primljene kao dohodak dat od strane poslodavca,
- Robe i usluge proizvedene kao *output* neinkorporiranih poduzeća u vlasništvu kućanstava, a koje su zadržane za potrošnju od strane članova kućanstava,
- Usluge proizvedene od strane plaćenog pomoćnog osoblja,
- Usluge stanovanja za stanove nastanjene njihovim vlasnicima,
- Eksplicitne i imputirane usluge financijskog posredovanja banaka, osiguravajućih društava, mirovinskih fondova, pružene kućanstvima,
- Plaćanja kućanstava za licence, dozvole itd, koje se smatraju kupovinom usluga,
- Kupovina *output-a* po ekonomski beznačajnim cijenama.

CONCEPTS AND DEFINITIONS

Gross domestic product (GDP) by expenditure approach is defined as total domestic final consumption corrected by external trade balance with the rest of the world. The main components of GDP by expenditure are:

- Household final consumption expenditure,
- Final consumption of non-profit institutions serving households,
- Final consumption of general government,
- Gross capital formation,
- Export and import of goods and services.

Household final consumption expenditure consists of expenditure incurred by resident households on consumption goods and services for the direct satisfaction of human needs and wants. Final consumption expenditure refers to the expenditures incurred by resident households, whether these expenditures are incurred within the economic territory or abroad.

Expenditure should be recorded when the payable is created, that is when the purchaser incur a liability to the seller. This implies that expenditures on goods are to be recorded at the time their ownership changes while expenditures on services are recorded when the delivery of the services is completed.

Household expenditure is recorded at purchasers' prices paid by households including any taxes on products which may be payable at the time of purchase.

Household final consumption expenditure includes the following main components:

- The purchase of goods and services,
- Income in kinds, like goods and services received as income in kind from the employer,
- Goods and services produced as outputs of unincorporated enterprises owned by household that are retained for consumption by members of the household,
- Services produced by domestic paid staff,
- Services of owner-occupied dwellings,
- Explicit and imputed services charges on household uses of financial intermediation services provided by bank, insurance companies, pension funds etc.,
- Payments by households for licenses, permits, etc. which are regarded as purchases of services,
- The purchase of output at not economically significant prices.

Izdaci krajnje potrošnje kućanstava isključuju slijedeće osnovne komponente:

- Socijalne transfere u naturi,
- Izdatke kućanstava koja posjeduju neinkorporirana poduzeća, kada nastaju za poslovne svrhe,
- Kupovinu stambenih jedinica,
- Izdatke za dragocjenosti,
- Stjecanje ne-proizvedene imovine,
- Sva plaćanja koja se smatraju porezima,
- Dobrovoljne transfere u gotovini ili naturi date u korist ne-profitnih institucija koje usluge pružaju kućanstvima (NPISH).

Izdaci za krajnju potrošnju neprofitnih institucija

koje usluge pružaju kućanstvima, sastoje se od roba i usluga koje neprofitne institucije pružaju kućanstvima bez naknade, ili u cijenama koje nisu ekonomski značajne.

Njihovi osnovni izvori financiranja, osim povremenih prodaja, vode podrijetlo iz dobrovoljnih doprinosa u gotovini ili naturi, datih od strane vlade, javnosti ili korporacija. NPISH također mogu primati i transfere od nerezidenata.

Ne-profitne institucije koje pružaju ne-tržišne robe i usluge kućanstvima uključuju slijedeće osnovne vrste institucija:

- Sindikate, profesionalna ili znanstvena društva, udruženja potrošača, političke partije, crkve ili religijska udruženja, socijalne, kulturne, rekreacijske i sportske klubove,
- Dobrotvorne organizacije i organizacije za pružanje pomoći financirane dobrovoljnim transferima u gotovini ili naturi od strane drugih institucionalnih jedinica.

Izdaci za krajnju potrošnju NPISH uključuju dvije odvojene kategorije:

- Ne-tržišni *output*, osim investicija za vlastiti račun, koji se mjeri prema troškovima proizvodnje umanjenim za povremenu prodaju,
- Izdatke za tržišnu robu i usluge koje se bez transformisanja isporučuju kućanstvima besplatno.

Izdaci za krajnju potrošnju vlade – Sektor vlade se sastoji od svih institucionalnih jedinica, koje, uz ispunjavanje njihovih političkih obveza i uloge ekonomskog reguliranja, u principu proizvode ne-tržišne usluge (moguće i robe) za individualnu ili kolektivnu potrošnju, te redistribuiraju dohodak i bogatstvo.

Household final consumption expenditure excludes the following main components:

- *Social transfers in kind,*
- *Expenditures by households owning unincorporated enterprises when incurred for business purposes,*
- *The purchase of dwellings,*
- *Expenditure on valuables,*
- *Acquisitions of a non-produced assets,*
- *All payments which are to be regarded as taxes,*
- *Voluntary transfers in cash or in kind by households to NPISHs.*

Final consumption expenditure of non-profit institutions serving households consist of goods and services which non-profit institutions provide to households free or at prices that are not economically significant.

Their principal resources, apart from occasional sales, are derived from voluntary contributions in cash or in kind from the general public, corporations, and government. They may also receive transfers from non-residents.

The non-profit institutions include the following main kinds of NPISHs that provide non-market goods and services to households:

- *Trade unions, professional or learned societies, consumers` associations, political parties, churches or religious societies, social, cultural, recreational and sports clubs,*
- *Charities, relief and aid organizations financed by voluntary transfers in cash or in kind from other institutional units.*

Final consumption expenditure of NPISHs includes two separate categories:

- *Non-market output other than own-account capital formation, which is measured by production costs less incidental sales,*
- *Expenditure on market goods and services that are supplied without transformation and free of charge to households.*

Final consumption of general government - *The general government sector consists of the totality of institutional units, which, in addition to fulfilling their political responsibilities and their role of economic regulation, produce principally non-market services (possibly goods) for individual or collective consumption and redistribute income and wealth.*

Izdaci za krajnju potrošnju vlade uključuju dvije kategorije izdataka:

- Ne-tržišni *output*; osim investicija za vlastiti račun; koji se mjeri troškovima proizvodnje, umanjen za povremenu prodaju,
- Vladine nabavke roba i usluga od tržišnih proizvođača, koje se bez bilo kakvog transformiranja plasiraju kućanstvima, kao socijalni transfer u naturi.

Izdaci za krajnju potrošnju vlade se mjere kao razlika između ne-tržišnog *output-a* i povremenih prodaja na tržištu, uvećanog za nabavku roba i usluga za besplatnu distribuciju.

Izdaci za individualnu potrošnju vlade se sastoje od plaćanja za ne-tržišne usluge vlade (obrazovanje, zdravstvo, socijalna skrb, kultura, sport, itd.) i tržišnih roba i usluga plasiranih izravno kućanstvima kao socijalni transfer u naturi.

Izdaci za kolektivnu potrošnju vlade se sastoje uglavnom od pružanja usluga sigurnosti i obrane, održavanja javnog reda i mira, legislative i propisa, zaštite okoliša, istraživanja i razvoja itd. Od pružanja ovih usluga korist imaju svi članovi zajednice.

Bruto investicije

Bruto investicije obuhvataju:

- Bruto investicije u stalna sredstva,
- Promjene na zalihama,
- Neto stjecanje dragocjenosti.

Bruto investicije u stalna sredstva se sastoje od neto stjecanja stalnih sredstava rezidentnih proizvođača tijekom određenog vremenskog razdoblja, uvećanih za vrijednost ne-proizvedenih sredstava koja su nastala kao rezultat proizvodne aktivnosti proizvođača ili institucionalne jedinice. Stalna sredstva mogu biti opipljiva ili neopipljiva, proizvedena kao *output* iz procesa proizvodnje, koja se koriste kontinuirano u procesu proizvodnje duže od jedne godine; uključujući značajnija poboljšanja opipljive ne-proizvedene imovine, kao i troškove prijenosa vlasništva nad ne-proizvedenom imovinom.

Bruto investicije u stalna sredstva se bilježe u vrijeme kada se vlasništvo nad stalnim sredstvom prenese na institucionalnu jedinicu, koja ima namjeru da sredstvo koristi u proizvodnji.

Bruto investicije u stalna sredstva se vrednuju u kupovnim cijenama, uključujući naknade za montažu, kao i ostale troškove prijenosa vlasništva.

Final consumption expenditure of general government includes two categories of expenditure:

- *Non-market output other than own-account capital formation, which is measured by production costs, less incidental sales*
- *Purchases by general government of goods and services produced by market producers that are supplied to households, without any transformation, as social transfer in kind.*

Final consumption expenditure of general government is measured as difference between non-market output and occasional sales on the market plus purchase of goods and services for free distribution.

Individual government consumption expenditure comprises payments for non-market government services (education, health, social care, culture, sport, etc.) and market goods and services supplied directly to households as social transfer in kind.

Collective government consumption expenditure consists mostly of the provision of security and defense, the maintenance of law and order, legislation and regulation, the protection of environment, research and development etc. All members of the community can benefit from such services.

Gross capital formation

Gross capital formation consists of:

- *Gross fixed capital formation,*
- *Changes in inventories,*
- *Acquisitions less disposals of valuables.*

Gross fixed capital formation consists of producers' acquisitions less disposals of fixed assets during the reference period plus certain additions to the value of non-produced assets realized by the productive activity of producers or institutional units. Fixed assets are tangible or intangible assets produced as outputs from processes of production that are themselves used repeatedly, or continuously, in processes of production for more than one year; including major improvements to tangible non-produced assets and costs associated with the transfers of ownership of non-produced assets.

Gross fixed capital formation is recorded when the ownership of the fixed assets is transferred to the institutional unit that intends to use them in production.

Gross fixed capital formation is valued at purchasers' prices including installation charges and other costs of ownership transfer.

Promjene na zalihama se mjere kao vrijednost ulaza na zalihe umanjenim za vrijednosti povlačenja sa zaliha i vrijednosti bilo kakvih ponavljajućih gubitaka na robama držanim na zalihama.

Zalihe se sastoje od slijedećih kategorija:

- Sirovine i materijal,
- Nedovršena proizvodnja,
- Gotovi proizvodi,
- Roba za preprodaju.

Promjene na zalihama bi trebale biti vrednovane u vrijeme ulaska na zalihu, ili u vrijeme povlačenja sa zaliha. Cijena koja se koristi treba biti konzistentna sa vrednovanjem *output-a*, međufazne potrošnje i krajnje upotrebe.

Neto stjecanje dragocjenosti – dragocjenosti predstavljaju ne-financijska sredstva koja se ne koriste primarno za proizvodnju ili potrošnju, ne iskazuju propadanje (fizičko) pod normalnim uvjetima tijekom vremena, a koja se nabavljaju i drže u vlasništvu primarno kao pohrana vrijednosti. Dragocjenosti obuhvataju slijedeće vrste roba: plemenite metale i drago kamenje; antikvitete i druga umjetnička djela; ostale dragocjenosti kao što je nakit od dragog kamenja i plemenitih metala, te vrijedne kolekcije.

Stjecanje dragocjenosti se vrednuje u kupovnoj cijeni plaćenju za njih, a plasman dragocjenosti se vrednuje u cijeni koju je prodavac dobio nakon odbijanja bilo kakvih naknada plaćenih posrednicima.

Izvoz i uvoz roba se pojavljuje kada postoji promjena vlasništva nad robom između rezidenata i nerezidenata, bez obzira na to da li je došlo do fizičkog pomjeranja robe preko granice. Izvoz i uvoz isključuju sve transakcije koje se odnose na zemljište, zgrade i nepokretnu ne-proizvedenu imovinu, te financijska sredstva.

Izvoz i uvoz robe se bilježi kada se prenese vlasništvo nad robom. Izvoz i uvoz robe treba vrednovati "free on board", na granici zemlje izvoznice (fob).

Ova vrijednost se sastoji od:

- Vrijednosti robe u baznim cijenama;
- Plus troškovi koji se odnose na transportne i distributivne usluge do točke na granici, uključujući troškove pretovara na prijevozno sredstvo za dalji transport, ukoliko je to primjenjivo.

Changes in inventories are measured by the value of the entries into inventories less the value of withdrawals and the value of any recurrent losses of goods held in inventories.

Inventories consist of the following categories:

- Materials and supplies,
- Work in progress,
- Finished goods,
- Goods for resale.

Changes in inventories should be valued at the time of entering the inventories or at the time of withdrawal. The price used should be consistent with valuation of output, intermediate consumption and final uses.

Acquisition less disposals of valuables – Valuables are non-financial assets that are not used primarily for production or consumption, do not deteriorate (physically) over time under normal conditions and that are acquired and held primarily as stores of value. Valuables encompass the following types of goods: precious stones and metals; antiques and other art objects; other valuables such as jewellery of precious stones and metals and collectors' items.

Acquisitions of valuables are valued at the purchasers' prices paid for them and disposals of valuables are valued at the prices received by sellers, after deducting any fees paid to intermediaries.

Exports and imports of goods occur when there are changes of ownership of goods between residents and non-residents, regardless of whether there are corresponding physical movements of goods across borders. Exports and imports exclude all transaction in land, buildings and non-movable non-produced assets, and in financial assets.

Exports and imports of goods should be recorded when the ownership of the goods is transferred.

Exports and imports of goods are to be valued free on board at the border of the exporting country (fob). This value consist of:

- The value of the goods at basic prices;
- Plus related transport and distributive services up to that point of the border including the cost of loading on to a carrier for onward transportation, where appropriate.

Izvoz i uvoz usluga se sastoji od svih usluga pruženih od strane rezidenata prema nerezidentima i obratno. Usluge, koje pripadaju izvozu i uvozu, moraju biti proizvedene kao *output* iz procesa proizvodnje. U izvoz i uvoz usluga se ne uključuju tokovi primarnog dohotka i tokovi dohotka od vlasništva. Najvažnije vrste uvoza i izvoza usluga su: građevinske usluge, ugradnja opreme, transport, turizam, osiguranje, financijske usluge i naknade za licenciranje.

Uvoz i izvoz usluga se bilježe u vrijeme kada su nabavljene, što se u većini slučajeva podudara sa vremenom u kojem su i proizvedene. Uvoz usluga se vrednuje u nabavnim cijenama, a izvoz usluga u baznim cijenama.

Exports and imports of services consist of all services rendered by residents to non-residents or vice versa. The services, which belong to export and import of services, must have been produced as outputs from processes of production. They do not include flows of primary income and flows of property income. The more important types of import and export of services are: construction services, installation of equipment, transportation, tourism, insurance, financial services, and license fees.

Exports and imports of services are recorded at the time at which are rendered, which mostly coincides with the time at which the services are produced.

IZVORI I METODE

U nastavku je dat opis osnovnih raspoloživih izvora podataka za kompilaciju BDP-a po rashodnim komponentama, uz opis metoda korištenih za obračunavanje svake komponente:

Izvori

Podaci o vanjskoj trgovini

Osnovni izvor podataka za statistiku vanjske trgovine su carinske deklaracije prikupljene od strane Uprave za neizravno oporezivanje Bosne i Hercegovine i preuzete od strane BHAS-a. Jedinica promatranja je svaka uvozna i izvozna isporuka sa ostatkom svijeta za koju je popunjena deklaracija, koja je jedinstvena u pogledu vrste robe, zemlje podrijetla ili odredišta. Podaci vanjske trgovine se proizvode i publiciraju na mjesečnoj osnovi.

Vanjska trgovina se prati u skladu sa posebnim trgovinskim sustavom (širi koncept), što znači da se osim transakcija redovitog uvoza i izvoza obuhvata i unutrašnja i vanjska obrada, kao i obrada provedena u bescarinskim zonama.

Podaci o uvozu i izvozu su bazirani na Carinskoj tarifi Bosne i Hercegovine koja koristi 10-cifrenu šifru za identifikaciju robe. Prvih šest cifara korespondira harmoniziranom sustavu (HS), međunarodnoj nomenklaturi za klasifikaciju podataka o vanjskoj trgovini. Ostale cifre su harmonizirane sa EU nomenklaturom (kombiniranom nomenklaturom-CN), a dvije cifre se koriste za specifične potrebe Bosne i Hercegovine.

Podaci o uvozu se vrednuju u c.i.f. cijenama, a podaci o izvozu u f.o.b. cijenama.

Anketa o potrošnji kućanstava

Anketa o potrošnji kućanstava je anketa na bazi uzorka koja se u Bosni i Hercegovini provodi u nepravilnim vremenskim razmacima i fokusira se uglavnom na izdatke kućanstava na krajnju potrošnju.

Anketa o potrošnji kućanstava je prvi puta provedena u Bosni i Hercegovini u 2004, a nakon toga 2007, 2011 i 2015. Osnovna namjena istraživanja je bila da se prikupe informacije o strukturi i razinama izdataka potrošnje po temeljnim socijalnim, ekonomskim i teritorijalnim karakteristikama kućanstava putem prikupljanja podataka iz uzorka kućanstava, uporabom tehnike intervjua i dnevnika koji kućanstva vode, da bi zabilježila svoje izdatke i proizvodnju za vlastitu potrošnju.

SOURCES AND METHODS

A description of the main source data available for the compilation of GDP by expenditure components is provided followed by a description of the methods used for the calculation of each of these components:

Sources

Foreign trade data

The main data sources for external trade statistics are custom declarations collected by the Indirect Taxation Authority of BH and taken over by Agency for Statistics. The observation unit is each import and exports shipment with the rest of the world and is uniform as regards the type of goods, country of destination or origin, and for which the custom declaration was filled. The external trade statistics data are produced and published on a monthly basis. The external trade are monitored according to the special trade system (relaxed definition), which means that beside regular import and export transactions also inward and outward processing as well as processing carried out in custom free zones are included.

Data on imports and exports are available based on the Customs Tariff of BH, which uses a 10-digit code system for the identification of the goods. The first 6 digits correspond to the Harmonized System (HS), the international nomenclature for the classification of foreign trade data. The additional two digits are harmonized with the EU nomenclature (Combined Nomenclature-CN), and the last 2 digits are an extension of the classification to meet specific needs of BH.

The import data are valued in c.i.f. prices and export data in f.o.b. prices.

Household budget survey

The household budget survey is a national household based survey conducted in irregular time periods in Bosnia and Herzegovina mainly focusing on final consumption expenditure of households.

The household budget survey was implemented for the first time in Bosnia and Herzegovina in 2004. The main purpose of the survey was collecting information on the structure and levels of consumption expenditure by the main social, economic and territorial characteristics of the households by collecting data from a sample of households by mean of interviews and diaries kept by households on their expenditures and production for self-consumption.

Prikupljeni podaci o izdacima kućanstava obuhvataju novčane izdatke koje kućanstva imaju za kupovinu proizvoda i usluga namijenjenih krajnjoj potrošnji. Pored novčanih izdataka u Anketu su uključeni i nenovčani izdaci koji se odnose na potrošnju iz vlastite proizvodnje i usluge stanovanja za stanove nastanjene njihovim vlasnicima. Za analizu strukture potrošnje koristi se Klasifikacija individualne potrošnje prema namjeni (COICOP). Uslijed činjenice da su ukupni izdaci potrošnje kućanstva u istraživanju izračunati na uzorku podataka, procjena za ukupnu populaciju Bosne i Hercegovine je dobivena preračunom izdataka za svaku stavku po glavi stanovnika uz primjenu zvanične procjene stanovništva BiH. Za svaku stavku, obračunate su greške pri uzorkovanju u cilju pružanja indikacija o točnosti procjena.

Posljednja anketa je provedena na uzorku od 7400 kućanstava, pomoću tri upitnika: Dnevnik nabavki, Dnevnik o potrošnji iz vlastite proizvodnje i Završni intervju. U 2011. u anketu su uključena dva dodatna modula: Modul socijalne uključenosti, migracija i doznaka i Modul zdravstvenog stanja i zdravstvenih usluga.

PRODCOM istraživanje

Predmet PRODCOM istraživanja je industrijska proizvodnja, izvršena na teritoriju Bosne i Hercegovine u razdoblju od jedne kalendarske godine. Istraživanje prikuplja podatke o obujmu i vrijednosti proizvodnje i prodaje industrijskih proizvoda, na detaljnoj razini pojedinog proizvoda, specificiranog u nomenklaturi industrijskih proizvoda.

Obuhvat PRODCOM istraživanja nije potpun, i zasnovan je na adresaru statističkih jedinica za godišnje statističko istraživanje o industriji. Obuhvat za Federalni zavod za statistiku je limitiran na izvještajne jedinice koje imaju deset ili više zaposlenika, a Republički zavod za statistiku Republike Srpske i podružnica BHAS-a u Brčko distriktu obuhvataju u istraživanju sve izvještajne jedinice iz adresara. Podešavanja za neobuhvat su načinjena putem korištenja koeficijenata (odnos ukupnog *output*-a prema *output*-u obuhvaćenom istraživanjem) na nivou razreda NACE-a. Svi proizvodi koji pripadaju razredu su podešeni sa istim koeficijentom izračunatim na razini razreda.

Bilanca plaćanja

Kompilacija statistike bilance plaćanja za Bosnu i Hercegovinu je u nadležnosti Centralne banke Bosne i Hercegovine. Za kompilaciju bruto

Collected data on household's final consumption expenditure include monetary expenditure that households spend to purchase products and services for final consumption. In addition to monetary expenditures survey also includes a non-monetary expenditures of households that are related to consumption from own production and housing services for dwellings occupied by their owners. For the analysis purposes the consumption expenditure are classified in accordance to the Classification of Individual Consumption by Purpose (COICOP). Estimates for the total population of BiH were obtained by grossing up the survey's results on national per capita expenditures of each item by the official estimate of the population of the BiH. Sampling errors were calculated for each item to provide an indication of the accuracy of the estimates.

The last survey was conducted on the sample of 7400 households. Data collection is performed using three questionnaires: Diary of purchases, Self-consumption diary and Final interview. In 2011 the survey included two additional modules: Module for social inclusion, migration and remittances and Module for health status and health services.

PRODCOM survey

The subject of the PRODCOM survey is industrial production, accomplished at the territory of Bosnia and Herzegovina in the period of one calendar year. The survey collects data on volume and value of production and sales of industrial production, at the detailed level of a single product specified in the nomenclature of industrial products.

The coverage of the PRODCOM survey is not full, and it is based on the address list of statistical units used for annual statistical surveys on industry. The coverage in the Federal Institute of Statistics is limited to those reporting units that have ten or more employees while in the Statistical Institute of Republic Srpska and the Statistical Branch of District Brcko all reporting units from the address list are included in the survey. An adjustment for non-coverage was made using coefficients (the ratio of total output to the output covered by the survey) at the level of the NACE class. All products belonging to a class were adjusted with the same coefficient calculated at the class level.

Balance of payment

Compilation of the balance of payment statistics in Bosnia and Herzegovina is the responsibility of the Central Bank of Bosnia and Herzegovina. For the

domaćeg proizvoda rashodnim pristupom, korišteni su podaci o uvozu i izvozu roba i usluga.

Izvoz i uvoz roba vrednovan je f.o.b. cijenama. F.o.b. cijena (*free on board*) izvoza i uvoza je tržišna vrijednost roba u točki jedinstvene valorizacije, (carinska granica ekonomije iz koje je izvezena); i jednaka je c.i.f. cijeni umanjenoj za troškove transporta i naknade osiguranja, između carinske granice zemlje izvoznice (uvoznice) i uvoznice (izvoznice).

Izvoz i uvoz usluga se klasificira u tri skupine: transport, putovanja i ostale usluge. Transportne usluge sadrže transport roba i putnika.

Istraživanje o Investicijama

Istraživanje o bruto investicijama u stalna sredstva se provodi godišnje od 2004. godine, od strane statističkih institucija u Bosni i Hercegovini. Istraživanje obuhvata sve pravne subjekte i daje detaljne podatke o ulaganju u opipljiva i neopipljiva stalna sredstva; troškove koji su povezani sa stjecanjem ne-proizvedene, ne-finansijske imovine (unaprijeđenje zemljišta i troškovi prijenosa vlasništva nad ne-proizvedenom ne-finansijskom imovinom). U istraživanju, bruto investicije u stalna sredstva su podijeljene na stjecanje novih sredstava, stjecanje polovnih sredstava i dezinvesticiju postojećih sredstava.

Istraživanje prikuplja i informacije o uložnim sredstvima pravnih subjekata u dragocjenosti.

Output po ekonomskoj aktivnosti

Output po ekonomskim aktivnostima je obračunat na nivou 4 cifri NACE klasifikacije, od strane entitetskih statističkih institucija i korišten je za procjenjivanje različitih vrsta usluga.

Promjene na zalihama po ekonomskoj aktivnosti

Obračun promjena na zalihama je temeljen na podacima iz računovodstvenih izvještaja. Za potrebe revizije procjena BDP-a rashodnim pristupom, entitetski statistički zavodi su osigurali detaljne podatke o zalihama, na razini klase (4 cifre NACE). Na raspolaganju su bili podaci samo za poduzeća. Zalihe su se sastojale od slijedećih kategorija: gotovi proizvodi, nedovršena proizvodnja, trgovačka roba, te sirovine i materijal.

compilation of gross domestic product by expenditure data on exports and imports of goods and services were used.

Export and import goods are valued by f.o.b. prices. The f.o.b. prices (free on board) of exports and imports is the market value of the goods at the point of uniform valuation, (the custom frontier of the economy from which they are exported); it is equal to the c.i.f. price less the costs of transportation and insurance charges, between the custom frontier of the exporting (importing) country and that of the importing (exporting) country.

Exports and imports of services are classified into three groups: transportation, travel and other services. Transportation services comprise services of transport of goods and passengers.

Investment survey

The survey on the gross fixed capital formation has been carried out annually since 2004 by statistical institutions in Bosnia and Herzegovina. The survey covers all legal units and detailed data on product groups of tangible and intangible fixed assets and costs associated with acquisition of non-produced non-financial assets (land improvement work and transaction costs of ownership of non-produced non-financial assets). In the survey gross fixed capital formation is divided into acquisitions of new assets, acquisition of existing assets and disposals of existing assets.

The survey collects the information on the investment of legal entities in valuables as well.

Output by economic activities *Output by economic activities has been calculated on four-digit level of NACE classification by entities statistical institutions and has been used for estimation of different type services.*

Changes in inventories by economic activity

Calculation of changes in inventories is based on accounting statement data. For the revision of the estimates of GDP by expenditure, the entities statistical offices have provided detailed data on inventories at the class level (4 digits NACE). Only data for enterprises have been available. Inventories consist of the following categories: finished goods, work in progress, trade goods and raw materials and supplies.

Indeks potrošačkih cijena

Indeks potrošačkih cijena (CPI) je mjera prosjeka promjena u cijenama u određenom vremenskom razdoblju za potrošačku korpu proizvoda i usluga i koristi se kao mjera inflacije potrošačkih cijena u entitetima i Bosni i Hercegovini. Indeks potrošačkih cijena je kompiliran sa podacima koji počinju sa siječnjem 2005. Razdoblje koje je usvojeno kao bazni za obračunavanje indeksa je prosinac 2004. Promjena referentne baze za izračunavanje indeksa je izvršena u 2011.

Indeks jediničnih vrijednosti

Indeks jediničnih vrijednosti (Paasche tip) pruža informacije o trendovima jediničnih uvozno izvoznih vrijednosti koje se ponderiraju količinama tekućeg referentnog razdoblja. Indeks jediničnih vrijednosti nije pravi indeks cijena. Na kvalitet ovog indeksa utječu ne samo promjene cijena koje su uključene u jedinične vrijednosti nego i struktura i kvalitet robe.

Za potrebe nacionalnih računa indeks jediničnih vrijednosti je izračunat za razdoblje 2005-2011.

Procjene stanovništva

U svrhu kompilacije Bruto domaćeg proizvoda prema rashodnom pristupu, korištene su procjene broja stanovnika sačinjene od strane BHAS-a. Važno je napomenuti da ove procjene populacije ne iskazuju istu vrijednost koja se dobije zbrajanjem procjena sačinjenih od strane entiteta.

Ostali izvori

Pored navedenih izvora podataka, korišteni su i mnogi drugi izvori kojima smo raspolagali.

Metode**Izdaci potrošnje kućanstva**

Procjene izdataka kućanstava za potrošnju su djelimično bazirane na rezultatima istraživanja o potrošnji kućanstava, podacima o vanjskoj trgovini, domaćoj proizvodnji robe i usluga za potrošnju. Procjene za godine za koji nisu bili na raspolaganju podaci iz Ankete o potrošnji kućanstava su bazirane na podacima o uvozu i domaćoj proizvodnji i/ili ekstrapolaciji procjena za prethodne godine, korištenjem relevantnih indikatora. Potrošnja kućanstava električne energije, plina i vode bazirana je na izvještajima komunalnih poduzeća.

Consumer price indices

The Consumer Price Index (CPI) is a measure of the average change in prices over time of a market basket of goods and services and is used as measure of consumer price inflation in the entities and in Bosnia and Herzegovina as a whole. The CPI has been compiled starting with the data for January 2005. The period adopted as the base of calculation for the indices is December 2004. The reference base year for index calculation was changed in 2011.

Export/Import Unit value indices

Foreign trade unit value index (Paasche type) provides information on the trends in import and export unit values that are weighted with quantities of the current reference period. The unit value index is not a genuine price index. It is affected not only by changes in the prices included in the unit values, but also by the structure and quality of the goods.

For needs of national accounts foreign trade unit value index has been calculated for period 2005 – 2011.

Population estimation

For purposes of GDP compilation by expenditure in final uses, the population estimates made by the BHAS have been used. It is important to mention that these population estimates do not coincide with the aggregate obtained by summing up the respective independent estimates made by the entities.

Other data sources

In addition to above mentioned, also all other available sources of information were used.

Methods**Household consumption expenditure**

Estimates of household consumption expenditure are partially based on the results of the household budget survey, data on foreign trade and domestic production of consumer goods and services. Estimates for the years for which no household budget survey data are available, are based on imports and domestic production statistics and/or extrapolation of the previous year estimates using relevant indicators. The household consumption of electricity, gas and water is based on the reports of the utility enterprises.

Procjene potrošnje poljoprivrednih proizvoda bazirane su na ekstrapolaciji količina potrošenih u prethodnoj godini sa stopom rasta ponude poljoprivrednih proizvoda i promjena u potrošačkim cijenama za odgovarajuće proizvode.

Procjene potrošnje proizvedenih neprehrambenih i prehrambenih proizvoda bazirane su na podacima statistike vanjske trgovine, izvještajima poduzeća o proizvodnji te anketama o potrošnji kućanstava.

Glavni izvor za kompilaciju procjena potrošnje usluga su ankete o potrošnji kućanstava i odgovarajuće procjene *output-a* po ekonomskoj aktivnosti kompilirane od strane entitetskih zavoda za statistiku i podružnice BHAS-a u Brčko distriktu. Za godine kada nisu raspoloživi podaci iz ankete o potrošnji kućanstava procjene su bazirane na ekstrapolaciji procjena prethodne godine sa obujmom i indikatorima cijena.

Procjene izdataka rezidenata u inozemstvu i nerezidenata na teritoriju Bosne i Hercegovine su dobijene iz odgovarajućih procjena iz statistike bilance plaćanja kompiliranih od strane Centralne banke Bosne i Hercegovine - CBBH.

Revizija izdataka potrošnje kućanstava bila je usmjerena na temeljitu analizu kvaliteta raspoloživih izvora podataka, kao i primjenjenih metoda. Obzirom da su na raspolaganju bili podaci iz tri ankete o potrošnji kućanstava, revizija je bila usmjerena i na analizu kretanja potrošnje za pojedine komponente u razdoblju od 2004. do 2007, kada su provedene prva i druga anketa o potrošnji kućanstava, pa do 2011. kada je provedena treća anketa. Kao dodatni izvori podataka korišteni su podaci istraživanja koja su razvijena u prethodnom razdoblju.

Za potrebe analize pripremljene su detaljne tablice za razdoblje 2004-2010, koje su omogućile praćenje promjena kretanja vrijednosti uvezene robe (cif), domaće proizvodnje, izvoza; promjena obračunatih redovitih i posebnih carina i akciza u skladu sa važećim propisima, promjena u veličini obračunate marže, poreza na promet i poreza na dodanu vrijednost u zavisnosti od propisa koji su bili u primjeni.

S ciljem ocjene kvaliteta realnih promjena u potrošnji kućanstava posebna pažnja je posvećena procjenama u stalnim cijenama.

Estimates of consumption of agriculture products are based on the extrapolation of the quantities consumed in previous year by the growth rate of the supply of agriculture products and changes in the consumer prices for the respective products.

Estimates of consumption of manufactured non-food and food products are mainly based on data on the supply of these items to the domestic market derived from the foreign trade statistics and the reports of enterprises on production as well as the household budget survey.

The main sources for the compilation of the estimates of consumption of services are household budget surveys and the respective estimates of output by economic activity compiled by the entities' institute of statistics and the Brcko branch of the BHAS. Estimates for years when data from HBS were not available, were based on the extrapolation of the previous year estimate by volume and price indicators.

Estimates of expenditures of residents abroad and non-residents in the territory of BiH were obtained from the respective estimates of the balance of payments statistics compiled by the CBBH.

The revision of household final consumption expenditure was focused on a detailed analysis of the quality of available data sources, as well as the methods employed. Considering that the data from three household budget surveys were available, the revision focused on the analysis of consumption trends for components of individual consumption in the period from 2004 to 2007, when the first and second survey on household consumption was conducted and from 2007 until 2011 when the third survey was conducted. Data from recently implemented surveys were used as an additional data sources.

For analytical purposes tables with very detailed data were prepared for the period 2004-2010, enabling the monitoring of changes in the movement of imported goods (cif), domestic production, exports, changes in regular and special customs and excise duties in accordance with applicable regulations, changes in the calculated margin, sales tax and value added tax, depending on the laws that have been in use.

In order to evaluate the changes in household consumption in real terms, special attention was paid to the estimates at constant prices.

Potrošnja ne-profitnih institucija koje usluge pružaju kućanstvima (NPISH)

Procjene potrošnje NPISH su temeljene na odgovarajućim procjenama *output-a* za ove institucije kompilirane od strane entitetskih statističkih institucija u okviru njihovih aktivnosti na kompilaciji procjena BDP-a po proizvodnom pristupu. *Output* ovih institucija je mjereno kao zbir komponenata troškova proizvodnje: naknada zaposlenim, potrošnja roba i usluga za proizvodnju, ostalih poreza na proizvode i potrošnja fiksnog kapitala.

U procesu revizije, analiza obuhvata neprofitnih institucija ukazala je na potrebu eliminiranja nekih jedinica iz ove procjene, što je kao rezultat imalo smanjenje ranije sačinjenih procjena u razdoblju 2008-2010.

Izdaci za krajnju potrošnju vlade

Procjene su temeljene na analizama podataka prikupljenih i obrađenih od strane statističkih institucija Bosne i Hercegovine, o izvršenju budžeta za sve vladine institucije koje obuhvataju, državne, entitetske, kantonalne, lokalne jedinice vlasti i izvan-budžetske fondove. Uključeni su i izdaci zdravstvenih i mirovinskih fondova. Potrošnja je mjerena kao zbir troškova proizvodnje (naknade zaposlenim, potrošnja roba i usluga za proizvodnju, ostali porezi na proizvode i potrošnja fiksnog kapitala).

Revizija podataka nije imala utjecaj na prethodne procjene izdataka za krajnju potrošnju kućanstava.

Procjene bruto investicija u stalna sredstva

Procjene investicija u strojeve i opremu i motorna vozila su dobijena iz detaljnih analiza uvoza i domaće proizvodnje kapitalnih roba. U postupku revizije implementirana je nova Kombinovana Nomenklatura (CN) i nova Carinska tarifa BiH, što je dovelo do smanjenja procjena investicija u mašine i opremu, sačinjenih ranije.

Procjene investicija u građevinske projekte, zasnovane su na podacima *outputa* iz računa proizvodnje, korigiranog za vrijednost *outputa* realiziranog u inozemstvu.

Procjene promjena na zalihama

Postoje različiti izvori podataka o zalihama koje drže proizvođači, ali ni jedan od njih ne obuhvata dovoljno dug vremenski period i sve ekonomske

Consumption of non-profit institutions serving households (NPISHs)

The estimates of consumption of NPISHs are based on the respective estimates of output of these institutions compiled by the entities' statistical institutions within the framework of their work in compiling GDP estimates based on the production approach. Output of these institutions is measured by the sum of the cost components of production, that is, compensation of employees, consumption of goods and services for production, other taxes on production, and consumption of fixed capital)

In the revision process, the analysis of non-profit institutions was focused on the coverage of units in the published estimates. The analysis indicated the necessity of eliminating certain units from existing estimates which resulted in a slight reduction of published data.

General Government consumption expenditure

The estimates are based on the analysis of the data collected and processed by the statistical institutions of BiH on the execution of the budgets by all government institutions comprising the state, the entities, cantons, local authorities, and extra budgetary funds. It also includes the expenditures of the health and pension funds. Consumption is measured as the sum of the production costs (compensation of employees, consumption of goods and services for production, other taxes on production, and consumption of fixed capital).

Data revision did not have any influence on the previous estimates of general government consumption expenditure.

Estimates of gross fixed capital formation

Estimates on investment in machinery and equipment and motor vehicles are obtained from the detailed analysis of imports and domestic production of capital goods.

In the revision process the new Combined Nomenclature was implemented as well as the new BH Custom tariff causing reduction of investment in machinery and equipment estimated before.

Estimates of investment in construction projects are based on value of output in production account, adjusted by value of construction abroad.

Estimates of changes in inventories

There are different data sources on inventories held by producers but not all of them cover a sufficiently long period of time and all economic activities, except

kategorije, osim godišnji finansijski izvještaji poduzeća. Ostali izvori podataka razvijeni su tek nedavno tako da obuhvataju samo dio aktivnosti, odnosno samo podatke o gotovim proizvodima. Zbog toga su ove procjene sačinjene kao razlika između knjigovodstvene vrijednosti zaliha na početku i na kraju izvještajnog perioda, samo za poduzeća.

Uzimajući u obzir da čak i kod skromne inflacije vlasnički dobitci mogu biti dovoljno veliki da iskrive mjerenje različitih kategorija kao što su: proizvodnja, dohodak, potrošnja, štednja i sl; revidirane procjene promjena na zalihama su korigirane eliminiranjem vlasničkih dobitaka (dio promjene u vrijednosti nastala kao posljedica promjene cijena u razdoblju u kome proizvođač drži zalihe). Za obračun vlasničkih dobitaka korišteni su indeksi proizvođačkih cijena i indeksi potrošačkih cijena.

Procjene dragocjenosti

Procjene ulaganja u u dragocjenosti su preuzete iz podataka koji su prikupljeni istraživanjem o investicijama.

Uvoz i izvoz roba i usluga

Procjene ukupnog uvoza i izvoza roba i usluga su uzete iz odgovarajućih procjena statistike platne bilance plaćanja kompilirane od strane Centralne banke Bosne i Hercegovine. Uvoz i izvoz usluga, u skladu sa definicijama nacionalnih računa, ne uključuje plaćanja između rezidenata i nerezidenata, koja se odnose na primarne dohotke (dohodak od imovine i rada).

Statistika platne bilance je neravno metodološki unaprijeđena implementacijom novih standarda datih u MMF-om priručniku, šesto izdanje (BPM6) kao i implementacijom preporuka tehničkih misija MMF-a. Implementacija novog priručnika BPM 6 u statistiku platne bilance, dovela je do promjena i u kompilaciji, a i u predstavljanju podataka. Novi podaci bilance plaćanja, nedavno publicirani, razlikuju se značajno od ranije objavljenih i imaju značajan utjecaj na kompiliranje Bruto domaćeg proizvoda prema rashodnom pristupu. Među promjenama koje su nastale u statistici platne bilance treba istaći implementaciju neto koncepta u bilježenju podataka o robi za doradu i reviziju koje su nastale poboljšanjem izvora i metoda.

annual financial reports of enterprises. Other data sources developed in most recent periods has only partial coverage of industries and provide only data on finished goods These estimates were taken as the differences between the opening and closing book values reported by enterprises.

Taking into account that even with moderate inflation, holding gains can be large enough to distort the measurement of different categories like production, income, expenditure; saving etc. the revised estimates of changes in inventories were adjusted eliminating holding gains (part of the change in value due to changes in prices during the time the inventories are held by producers in the year of reference). For calculation of holding gains Producer price indices and Consumer price indices were used.

Estimates of valuables

The estimates of investment in valuables were taken from the data collected by investment survey.

Imports and exports of goods and services

The estimates of total imports and exports of goods and services were taken from the corresponding estimates of balance of payment statistics compiled by the CBBiH. Imports and exports of services, in accordance with the definitions of the national accounts, do not include payments between residents and non-residents related to primary income (income from property and labour).

Methodological improvements in the balance of payment statistics were recently implemented with adoption of updated standards given by the IMF Balance of Payment Manual , Sixth edition (BMP 6) as well as the implementation and recommendations made by an IMF's technical assistance mission. Implementation of the new Balance of Payment Manual, Sixth edition – BPM6 in the balance of payment statistics caused changes to both the compilation and presentation of the data. The new published data on Balance of payment differ significantly from previously published and have considerable impact on compilation of Gross domestic product by expenditure approach. Among the changes in the balance of payments data it should be noted the implementation of the net concept in recording data on goods for processing and revisions to flows stemming from improved source data and methods.

Zbog trenutnog nedostatka izvora podataka, revidirane procjene bilance plaćanja su raspoložive samo od prvog kvartala 2007. Stoga, revidirane procjene BDP-a su kompilirane samo od 2007.

Due to the lack of source data at present, revised estimates of balance of payment flows are available only from the first quarter of 2007. Consequently, revised estimates of GDP have been compiled only from 2007.

Procjene u stalnim cijenama

Procjene BDP-a rashodnim pristupom obračunate su u cijenama prethodne godine, što omogućava usporedbu podataka između dvije godine, na kvantitativnoj osnovi (nakon eliminiranja efekta promjena u cijenama). Implicitni deflatori agregata i njegovih komponenti su Paasche-ove vrste, što ukazuje na to da se ne odlikava samo promjena u cijenama nego i promjena u sastavu rashoda za godine koje se uspoređuju. Slijedi opis osnovnih izvora i metoda korištenih za komponente krajnje potrošnje:

Estimates at constant prices

Estimates of GDP by expenditure were calculated at prices of the previous year, thus allowing the comparison of the data of two consecutive years on a quantitative basis (after eliminating the effect of changes in prices). The implicit deflators of the aggregate and its component are of a Paasche type, which implies that they reflect not only changes in prices but also changes in the composition of the expenditures between the years compared. A description of the main sources and methods by component of final expenditures is as follows:

Izdaci za krajnju potrošnju kućanstva: procjene potrošnje poljoprivrednih proizvoda u cijenama prethodne godine su dobijene revalorizacijom potrošenih količina, korištenjem prosječnih cijena prethodne godine. Za sve ostale stavke koje čine potrošnju kućanstva, procjene pri stalnim cijenama su obračunate na nivou 4 cifre COICOP klasifikacije, deflacioniranjem odgovarajućih vrijednosti tekućih cijena sa odgovarajućom komponentom Indeksa potrošačkih cijena (CPI).

Household consumption expenditure: *estimates of consumption of agriculture products at prices of previous year were obtained by revaluating the quantities consumed using the average prices of previous year. For all other items composing the consumption of households, estimates at constant prices were calculated at the four-digit level of the COICOP classification by deflation of the respective current price values with the most appropriate component of the Consumer Price Index (CPI). Expenditures of resident households abroad were deflated by relevant components of the consumer price indices of the countries of main destination of tourism. The consumption of non-residents was deflated by relevant components of the CPI.*

Izdaci rezidentnih kućanstava u inozemstvu su deflacionirani relevantnim komponentama indeksa potrošačkih cijena za zemlje koje su glavne destinacije u turizmu. Potrošnja nerezidenata je deflacionirana sa relevantnim komponentama CPI-a.

Izdaci za krajnju potrošnju NPISH: procjene pri stalnim cijenama su dobijene kao zbir troškova komponenti potrošnje obračunate u cijenama prethodne godine, pri čemu je kupovina deflacionirana sa općim CPI-em (indeksom potrošačkih cijena), a naknade zaposlenicima pri stalnim cijenama su dobijene ekstrapolacijom podataka iz prethodne godine sa promjenama u broju zaposlenika.

NPISHs consumption expenditure: *estimates at constant prices were obtained as the sum of the cost component of consumption recalculated at prices of previous year, where purchases were deflated by the general CPI and remuneration of employees at constant prices are obtained by extrapolation of the previous year data by the change in the number of employees.*

Izdaci za krajnju potrošnju vlada: su dobijeni kao zbir komponenti troškova pri stalnim cijenama. Nabavka roba i usluga je deflacionirana općim CPI-em (indeksom potrošačkih cijena), a naknade za zaposlene promjenama u broju zaposlenih.

General government consumption expenditure: *were obtained as the sum of the cost component at constant prices. Purchases of goods and services were deflated by the general CPI and the remuneration of employees was based on the changes in the number of employees.*

Bruto investicije u stalna sredstva: Vrijednost ulaganja u strojeve i opremu u stalnim cijenama dobijena je deflacioniranjem tekućih vrijednosti.

Procjene za građevinske radove (zgrade i objekte) su obračunate deflacioniranjem, korištenjem implicitnog deflatora *output-a* za građevinsku djelatnost.

Strojevi i oprema proizvedeni u BiH su deflacionirani odgovarajućim indeksom proizvođačkih cijena, a strojevi i oprema inozemnog podrijetla su deflacionirani indeksom proizvođača zemalja iz kojih je oprema uvezena, ponderiranog učešćem u ukupnom uvozu opreme.

Dragocjenosti: Vrijednost dragocjenosti u stalnim cijenama dobijena je deflacioniranjem tekuće vrijednosti indeksom potrošačkih cijena.

Izvoz i uvoz roba i usluga: Za obračun izvoza i uvoza roba i usluga u stalnim cijenama korišteni su indeksi jediničnih vrijednosti, Paasche vrste. Ovi indeksi su temeljeni na detaljnim podacima vanjske trgovine korišteni za deflaciju odgovarajućih vrijednosti izvoza i uvoza u tekućim cijenama. Izvoz i uvoz usluga je deflacioniran odgovarajućim indeksima cijena.

Gross fixed capital formation: Calculations of acquisition of machinery and equipment at constant prices were obtained by deflation of the current values.

Estimates of construction assets (buildings and structures) were deflated using the implicit deflator of output of the construction industry.

As the deflator for domestically produced equipment corresponding producer price index was used.

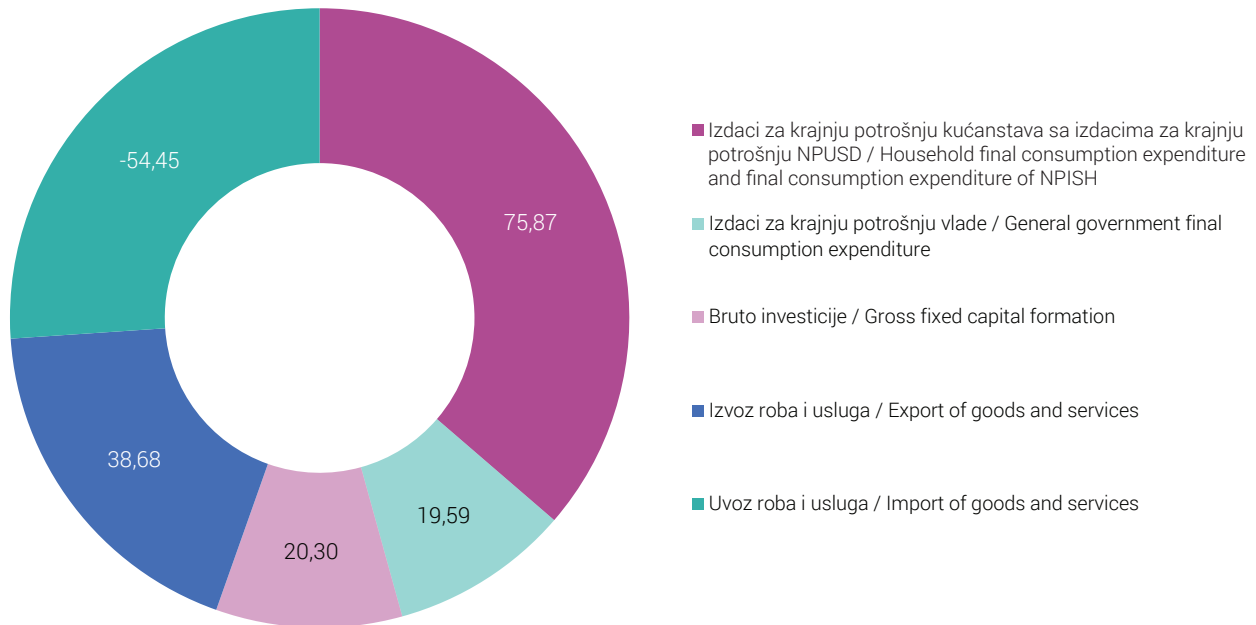
Imported machinery and equipment was deflated by producer price index from country of origin, weighted by share in total import of machinery and equipment.

Valuables: Estimates of valuables at constant prices were obtained by deflation of the current value by consumer price index.

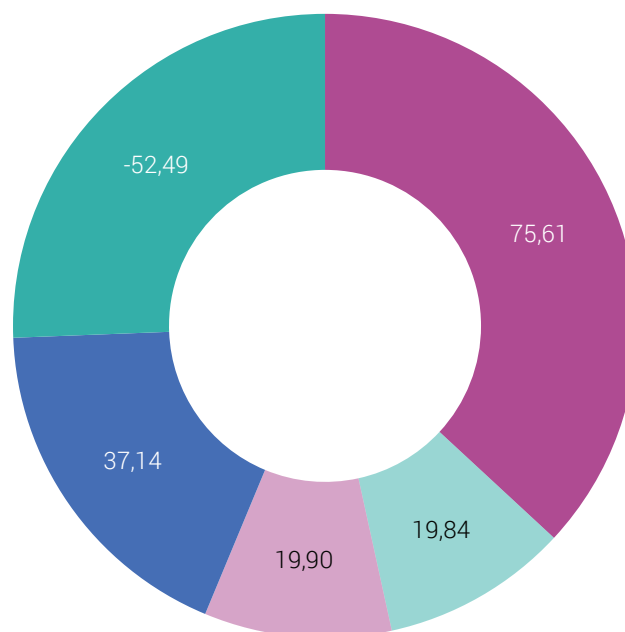
Exports and imports of goods and services: Unit value indices of a Paasche type for exports and imports were used for the deflation of the respective values of exports and imports at current prices. Exports and imports of services were deflated by price indices.

TABLICE I GRAFIKONI
TABLES AND GRAPHS

Bruto domaći proizvod - rashodni metod - tekuće cijene 2017.
Gross domestic product by expenditure - current prices 2017



Bruto domaći proizvod - rashodni metod - stalne cijene 2017.
Gross domestic product by expenditure - constant prices 2017



BRUTO DOMAĆI PROIZVOD PREMA PROIZVODNOM, DOHODOVNOM I RASHODNOM PRISTUPU 2017.
GROSS DOMESTIC PRODUCT BY PRODUCTION, INCOME AND EXPENDITURE APPROACH 2017

1.1 BRUTO DOMAĆI PROIZVOD PREMA RASHODNOM PRISTUPU, Tekuće cijene
1.1 GROSS DOMESTIC PRODUCT, BY EXPENDITURE APPROACH, Current prices

tisuća KM/thousand KM

Rashodne kategorije <i>Expenditure categories</i>	2007	2008	2009	2010	2011	2012
Izdaci za krajnju potrošnju kućanstava <i>Households final consumption expenditure</i>	19.348.542	21.728.002	20.928.130	21.293.852	21.901.010	22.334.243
Izdaci za krajnju potrošnju NPUSD <i>Final consumption expenditure of NPISH</i>	196.818	200.257	203.696	204.155	204.613	211.177
Izdaci za krajnju potrošnju vlade <i>General government final consumption expenditure</i>	4.753.195	5.635.027	5.818.111	5.866.177	6.056.796	6.127.049
Individualna potrošnja vlade <i>Individual government consumption</i>	2.414.657	2.779.313	2.848.715	2.920.442	2.984.366	3.053.811
Kolektivna potrošnja vlade <i>Collective government consumption</i>	2.338.538	2.855.714	2.969.396	2.945.735	3.072.430	3.073.238
Bruto investicije <i>Gross capital formation</i>	5.812.936	6.908.991	4.905.673	4.143.473	4.915.744	5.039.414
Bruto investicije u stalna sredstva <i>Gross fixed capital formation</i>	5.128.168	6.162.557	4.920.015	4.410.092	4.857.258	4.889.971
Promjene zaliha <i>Change in inventories</i>	684.068	745.694	-14.975	-266.836	58.016	148.783
Dragocjenosti <i>Valuables</i>	700	740	633	218	469	660
Izvoz roba i usluga <i>Export of goods and services</i>	6.110.820	6.851.447	6.201.956	7.532.260	8.403.440	8.483.189
Robe (fob) / <i>Goods (fob)</i>	3.274.858	3.882.963	3.560.207	4.775.144	5.775.930	6.067.152
Usluge / <i>Services</i>	2.835.963	2.968.484	2.641.749	2.757.116	2.627.510	2.416.036
Uvoz roba i usluga (minus) Import of goods and services (minus)	12.728.335	15.136.742	12.086.332	13.005.289	14.637.143	14.630.848
Robe (fob) / <i>Goods (fob)</i>	12.021.801	14.354.559	11.192.566	12.200.884	13.856.208	13.845.663
Usluge / <i>Services</i>	706.534	782.183	893.765	804.406	780.934	785.185
Bruto domaći proizvod / Gross domestic product	23.493.977	26.186.983	25.971.236	26.034.628	26.844.460	27.564.224

Rashodne kategorije	2013	2014	2015	2016	2017
<i>Expenditure categories</i>					
Izdaci za krajnju potrošnju kućanstava <i>Households final consumption expenditure</i>	22.520.639	22.829.722	23.156.597	23.653.395	24.415.609
Izdaci za krajnju potrošnju NPUSD <i>Final consumption expenditure of NPISH</i>	217.742	227.306	225.000	237.639	251.159
Izdaci za krajnju potrošnju vlade <i>General government final consumption expenditure</i>	6.112.459	6.254.487	6.289.043	6.268.900	6.369.328
Individualna potrošnja vlade <i>Individual government consumption</i>	3.046.327	3.130.287	3.139.476	3.114.391	3.141.300
Kolektivna potrošnja vlade <i>Collective government consumption</i>	3.066.132	3.124.200	3.149.567	3.154.509	3.228.028
Bruto investicije <i>Gross capital formation</i>	4.864.652	5.229.688	5.332.896	5.867.947	6.601.219
Bruto investicije u stalna sredstva <i>Gross fixed capital formation</i>	4.808.439	5.330.301	5.097.232	5.188.524	5.652.801
Promjene zaliha <i>Change in inventories</i>	55.567	-101.153	235.614	677.178	947.986
Dragocjenosti <i>Valuables</i>	646	540	50	2245	433
Izvoz roba i usluga <i>Export of goods and services</i>	9.035.968	9.296.528	9.969.309	10.659.828	12.574.500
Robe (fob) / <i>Goods (fob)</i>	6.644.589	6.847.083	7.194.075	7.698.657	9.339.985
Usluge / <i>Services</i>	2.391.378	2.449.445	2.775.234	2.961.171	3.234.515
Uvoz roba i usluga (minus) <i>Import of goods and services (minus)</i>	14.510.923	15.494.258	15.245.750	15.639.821	17.701.416
Robe (fob) / <i>Goods (fob)</i>	13.743.347	14.720.742	14.385.494	14.759.361	16.724.314
Usluge / <i>Services</i>	767.576	773.516	860.256	880.460	977.102
Bruto domaći proizvod / <i>Gross domestic product</i>	28.240.536	28.343.473	29.727.095	31.047.888	32.510.399

BRUTO DOMAĆI PROIZVOD PREMA PROIZVODNOM, DOHODOVNOM I RASHODNOM PRISTUPU 2017.
GROSS DOMESTIC PRODUCT BY PRODUCTION, INCOME AND EXPENDITURE APPROACH 2017

1.2 BRUTO DOMAĆI PROIZVOD PREMA RASHODNOM PRISTUPU, Tekuće cijene, struktura
1.2 GROSS DOMESTIC PRODUCT, BY EXPENDITURE APPROACH, Current prices, structure

Rashodne kategorije	2007	2008	2009	2010	2011	2012
<i>Expenditure categories</i>						
Izdaci za krajnju potrošnju kućanstava <i>Households final consumption expenditure</i>	82,36	82,97	80,58	81,79	81,58	81,03
Izdaci za krajnju potrošnju NPUSD <i>Final consumption expenditure of NPISH</i>	0,84	0,76	0,78	0,78	0,76	0,77
Izdaci za krajnju potrošnju vlade <i>General government final consumption expenditure</i>	20,23	21,52	22,40	22,53	22,56	22,23
Individualna potrošnja vlade <i>Individual government consumption</i>	10,28	10,61	10,97	11,22	11,12	11,08
Kolektivna potrošnja vlade <i>Collective government consumption</i>	9,95	10,91	11,43	11,31	11,45	11,15
Bruto investicije <i>Gross capital formation</i>	24,74	26,38	18,89	15,92	18,31	18,28
Bruto investicije u stalna sredstva <i>Gross fixed capital formation</i>	21,83	23,53	18,94	16,94	18,09	17,74
Promjene zaliha <i>Change in inventories</i>	2,91	2,85	-0,06	-1,02	0,22	0,54
Dragocjenosti <i>Valuables</i>	0,00	0,00	0,00	0,00	0,00	0,00
Izvoz roba i usluga / Export of goods and services	26,01	26,16	23,88	28,93	31,30	30,78
Robe (fob) / <i>Goods (fob)</i>	13,94	14,83	13,71	18,34	21,52	22,01
Usluge / <i>Services</i>	12,07	11,34	10,17	10,59	9,79	8,77
Uvoz roba i usluga (minus) / Import of goods and services (minus)	54,18	57,80	46,54	49,95	54,53	53,08
Robe (fob) / <i>Goods (fob)</i>	51,17	54,82	43,10	46,86	51,62	50,23
Usluge / <i>Services</i>	3,01	2,99	3,44	3,09	2,91	2,85
Bruto domaći proizvod / Gross domestic product	100,00	100,00	100,00	100,00	100,00	100,00

Rashodne kategorije <i>Expenditure categories</i>	2013	2014	2015	2016	2017
Izdaci za krajnju potrošnju kućanstava <i>Households final consumption expenditure</i>	79,75	80,55	77,90	76,18	75,10
Izdaci za krajnju potrošnju NPUSD <i>Final consumption expenditure of NPISH</i>	0,77	0,80	0,76	0,77	0,77
Izdaci za krajnju potrošnju vlade <i>General government final consumption expenditure</i>	21,64	22,07	21,16	20,19	19,59
Individualna potrošnja vlade <i>Individual government consumption</i>	10,79	11,04	10,56	10,03	9,66
Kolektivna potrošnja vlade <i>Collective government consumption</i>	10,86	11,02	10,59	10,16	9,93
Bruto investicije <i>Gross capital formation</i>	17,23	18,45	17,94	18,90	20,30
Bruto investicije u stalna sredstva <i>Gross fixed capital formation</i>	17,03	18,81	17,15	16,71	17,39
Promjene zaliha <i>Change in inventories</i>	0,20	-0,36	0,79	2,18	2,92
Dragocjenosti <i>Valuables</i>	0,00	0,00	0,00	0,01	0,00
Izvoz roba i usluga / Export of goods and services	32,00	32,80	33,54	34,33	38,68
Robe (fob) / <i>Goods (fob)</i>	23,53	24,16	24,20	24,80	28,73
Usluge / <i>Services</i>	8,47	8,64	9,34	9,54	9,95
Uvoz roba i usluga (minus) / Import of goods and services (minus)	51,38	54,67	51,29	50,37	54,45
Robe (fob) / <i>Goods (fob)</i>	48,67	51,94	48,39	47,54	51,44
Usluge / <i>Services</i>	2,72	2,73	2,89	2,84	3,01
Bruto domaći proizvod / Gross domestic product	100,00	100,00	100,00	100,00	100,00

BRUTO DOMAĆI PROIZVOD PREMA PROIZVODNOM, DOHODOVNOM I RASHODNOM PRISTUPU 2017.
GROSS DOMESTIC PRODUCT BY PRODUCTION, INCOME AND EXPENDITURE APPROACH 2017

2.1 BRUTO DOMAĆI PROIZVOD PREMA RASHODNOM PRISTUPU, stalne cijene
(u cijenama prethodne godine)

2.1 GROSS DOMESTIC PRODUCT, BY EXPENDITURE APPROACH, at constant prices (at prices of previous year)

tisuća KM/thousand KM

Rashodne kategorije	2007	2008	2009	2010	2011	2012
<i>Expenditure categories</i>						
Izdaci za krajnju potrošnju kućanstava <i>Households final consumption expenditure</i>	-	20.371.657	20.755.457	20.950.081	21.260.301	21.757.469
Izdaci za krajnju potrošnju NPUSD <i>Final consumption expenditure of NPISH</i>	-	186.407	204.473	199.916	197.361	206.937
Izdaci za krajnju potrošnju vlade <i>General government final consumption expenditure</i>	-	4.902.967	5.698.487	5.915.571	5.813.472	6.130.722
Individualna potrošnja vlade <i>Individual government consumption</i>	-	2.339.228	2.853.661	2.898.482	2.873.149	3.021.572
Kolektivna potrošnja vlade <i>Collective government consumption</i>	-	2.563.738	2.844.827	3.017.089	2.940.323	3.109.150
Bruto investicije <i>Gross capital formation</i>	-	6.678.960	4.952.145	4.140.973	4.726.998	5.111.920
Bruto investicije u stalna sredstva <i>Gross fixed capital formation</i>	-	5.956.039	4.979.424	4.384.441	4.670.848	4.958.203
Promjene zaliha <i>Change in inventories</i>	-	722.233	-27.915	-243.681	55.691	153.071
Dragocjenosti <i>Valuables</i>	-	689	635	213	458	647
Izvoz roba i usluga <i>Export of goods and services</i>	-	6.180.803	6.633.845	7.064.060	7.882.059	8.412.468
Robe (fob) / <i>Goods (fob)</i>	-	3.627.268	3.981.980	4.364.182	5.313.892	6.044.949
Usluge / <i>Services</i>	-	2.553.535	2.651.865	2.699.879	2.568.167	2.367.520
Uvoz roba i usluga (minus) / <i>Import of goods and services (minus)</i>	-	14.017.906	12.965.648	12.385.904	13.384.592	14.727.184
Robe (fob) / <i>Goods (fob)</i>	-	13.285.400	12.087.846	11.574.665	12.617.904	13.967.974
Usluge / <i>Services</i>	-	732.507	877.802	811.239	766.688	759.210
Bruto domaći proizvod / <i>Gross domestic product</i>	-	24.302.887	25.278.759	25.884.698	26.495.599	26.892.332

Rashodne kategorije <i>Expenditure categories</i>	2013	2014	2015	2016	2017
Izdaci za krajnju potrošnju kućanstava <i>Households final consumption expenditure</i>	22.339.043	22.949.760	23.242.123	23.672.507	24.016.681
Izdaci za krajnju potrošnju NPUSD <i>Final consumption expenditure of NPISH</i>	217.960	229.370	227.272	240.256	247.936
Izdaci za krajnju potrošnju vlade <i>General government final consumption expenditure</i>	6.114.443	6.203.694	6.258.447	6.290.377	6.365.770
Individualna potrošnja vlade <i>Individual government consumption</i>	3.048.654	3.101.355	3.119.749	3.119.831	3.145.900
Kolektivna potrošnja vlade <i>Collective government consumption</i>	3.065.788	3.102.339	3.138.699	3.170.546	3.219.869
Bruto investicije <i>Gross capital formation</i>	4.888.909	5.261.690	5.382.693	5.909.212	6.387.795
Bruto investicije u stalna sredstva <i>Gross fixed capital formation</i>	4.832.640	5.362.531	5.144.648	5.222.232	5.487.096
Promjene zaliha <i>Change in inventories</i>	55.622	-101.387	237.994	684.710	900.271
Dragocjenosti <i>Valuables</i>	647	545	51	2270	427
Izvoz roba i usluga <i>Export of goods and services</i>	9.149.670	9.409.661	10.017.741	10.899.698	11.918.185
Robe (fob) / <i>Goods (fob)</i>	6.756.064	6.937.971	7.214.474	7.905.921	8.883.931
Usluge / <i>Services</i>	2.393.605	2.471.690	2.803.267	2.993.777	3.034.254
Uvoz roba i usluga (minus) / <i>Import of goods and services (minus)</i>	14.622.639	15.629.561	15.612.498	16.287.705	16.844.519
Robe (fob) / <i>Goods (fob)</i>	13.871.634	14.854.432	14.747.919	15.397.453	15.878.143
Usluge / <i>Services</i>	751.006	775.129	864.579	890.253	966.376
Bruto domaći proizvod / <i>Gross domestic product</i>	28.087.385	28.424.615	29.515.779	30.724.346	32.091.847

2.2 BRUTO DOMAĆI PROIZVOD PREMA RASHODNOM PRISTUPU, Stalne cijene, struktura
2.2 GROSS DOMESTIC PRODUCT, BY EXPENDITURE APPROACH, At constant prices, structure

Rashodne kategorije	2007	2008	2009	2010	2011	2012
<i>Expenditure categories</i>						
Izdaci za krajnju potrošnju kućanstava <i>Households final consumption expenditure</i>	-	83,82	82,11	80,94	80,24	80,91
Izdaci za krajnju potrošnju NPUSD <i>Final consumption expenditure of NPISH</i>	-	0,77	0,81	0,77	0,74	0,77
Izdaci za krajnju potrošnju vlade <i>General government final consumption expenditure</i>	-	20,17	22,54	22,85	21,94	22,80
Individualna potrošnja vlade <i>Individual government consumption</i>	-	9,63	11,29	11,20	10,84	11,24
Kolektivna potrošnja vlade <i>Collective government consumption</i>	-	10,55	11,25	11,66	11,10	11,56
Bruto investicije <i>Gross capital formation</i>	-	27,48	19,59	16,00	17,84	19,01
Bruto investicije u stalna sredstva <i>Gross fixed capital formation</i>	-	24,51	19,70	16,94	17,63	18,44
Promjene zaliha <i>Change in inventories</i>	-	2,97	-0,11	-0,94	0,21	0,57
Dragocjenosti <i>Valuables</i>	-	0,00	0,00	0,00	0,00	0,00
Izvoz roba i usluga <i>Export of goods and services</i>	-	25,43	26,24	27,29	29,75	31,28
Robe (fob) / <i>Goods (fob)</i>	-	14,93	15,75	16,86	20,06	22,48
Usluge / <i>Services</i>	-	10,51	10,49	10,43	9,69	8,80
Uvoz roba i usluga (minus) / <i>Import of goods and services (minus)</i>	-	57,68	51,29	47,85	50,52	54,76
Robe (fob) / <i>Goods (fob)</i>	-	54,67	47,82	44,72	47,62	51,94
Usluge / <i>Services</i>	-	3,01	3,47	3,13	2,89	2,82
Bruto domaći proizvod <i>Gross domestic product</i>	-	100,00	100,00	100,00	100,00	100,00

Rashodne kategorije <i>Expenditure categories</i>	2013	2014	2015	2016	2017
Izdaci za krajnju potrošnju kućanstava <i>Households final consumption expenditure</i>	79,53	80,74	78,74	77,05	74,84
Izdaci za krajnju potrošnju NPUSD <i>Final consumption expenditure of NPISH</i>	0,78	0,81	0,77	0,78	0,77
Izdaci za krajnju potrošnju vlade <i>General government final consumption expenditure</i>	21,77	21,83	21,20	20,47	19,84
Individualna potrošnja vlade <i>Individual government consumption</i>	10,85	10,91	10,57	10,15	9,80
Kolektivna potrošnja vlade <i>Collective government consumption</i>	10,92	10,91	10,63	10,32	10,03
Bruto investicije <i>Gross capital formation</i>	17,41	18,51	18,24	19,23	19,90
Bruto investicije u stalna sredstva <i>Gross fixed capital formation</i>	17,21	18,87	17,43	17,00	17,10
Promjene zaliha <i>Change in inventories</i>	0,20	-0,36	0,81	2,23	2,81
Dragocjenosti <i>Valuables</i>	0,00	0,00	0,00	0,01	0,00
Izvoz roba i usluga <i>Export of goods and services</i>	32,58	33,10	33,94	35,48	37,14
Robe (fob) / <i>Goods (fob)</i>	24,05	24,41	24,44	25,73	27,68
Usluge / <i>Services</i>	8,52	8,70	9,50	9,74	9,45
Uvoz roba i usluga (minus) / <i>Import of goods and services (minus)</i>	52,06	54,99	52,90	53,01	52,49
Robe (fob) / <i>Goods (fob)</i>	49,39	52,26	49,97	50,11	49,48
Usluge / <i>Services</i>	2,67	2,73	2,93	2,90	3,01
Bruto domaći proizvod <i>Gross domestic product</i>	100,00	100,00	100,00	100,00	100,00

3.1 BRUTO DOMAĆI PROIZVOD PREMA RASHODNOM PRISTUPU, Nominalni indeksi
(prethodna godina = 100)

3.1. GROSS DOMESTIC PRODUCT, BY EXPENDITURE APPROACH, Nominal indices (previous year = 100)

Rashodne kategorije	2007	2008	2009	2010	2011	2012
<i>Expenditure categories</i>						
Izdaci za krajnju potrošnju kućanstava <i>Households final consumption expenditure</i>	100,00	112,30	96,32	101,75	102,85	101,98
Izdaci za krajnju potrošnju NPUSD <i>Final consumption expenditure of NPISH</i>	100,00	101,75	101,72	100,23	100,22	103,21
Izdaci za krajnju potrošnju vlade <i>General government final consumption expenditure</i>	100,00	118,55	103,25	100,83	103,25	101,16
Individualna potrošnja vlade <i>Individual government consumption</i>	100,00	115,10	102,50	102,52	102,19	102,33
Kolektivna potrošnja vlade <i>Collective government consumption</i>	100,00	122,12	103,98	99,20	104,30	100,03
Bruto investicije <i>Gross capital formation</i>	100,00	118,86	71,00	84,46	118,64	102,52
Bruto investicije u stalna sredstva <i>Gross fixed capital formation</i>	100,00	120,17	79,84	89,64	110,14	100,67
Promjene zaliha <i>Change in inventories</i>	-	109,01	-2,01	1781,91	-21,74	256,45
Dragocjenosti <i>Valuables</i>	100,00	105,71	85,54	34,44	215,14	140,72
Izvoz roba i usluga <i>Export of goods and services</i>	100,00	112,12	90,52	121,45	111,57	100,95
Robe (fob) / <i>Goods (fob)</i>	100,00	118,57	91,69	134,13	120,96	105,04
Usluge / <i>Services</i>	100,00	104,67	88,99	104,37	95,30	91,95
Uvoz roba i usluga (minus) / <i>Import of goods and services (minus)</i>	100,00	118,92	79,85	107,60	112,55	99,96
Robe (fob) / <i>Goods (fob)</i>	100,00	119,40	77,97	109,01	113,57	99,92
Usluge / <i>Services</i>	100,00	110,71	114,27	90,00	97,08	100,54
Bruto domaći proizvod / <i>Gross domestic product</i>	100,00	111,46	99,18	100,24	103,11	102,68

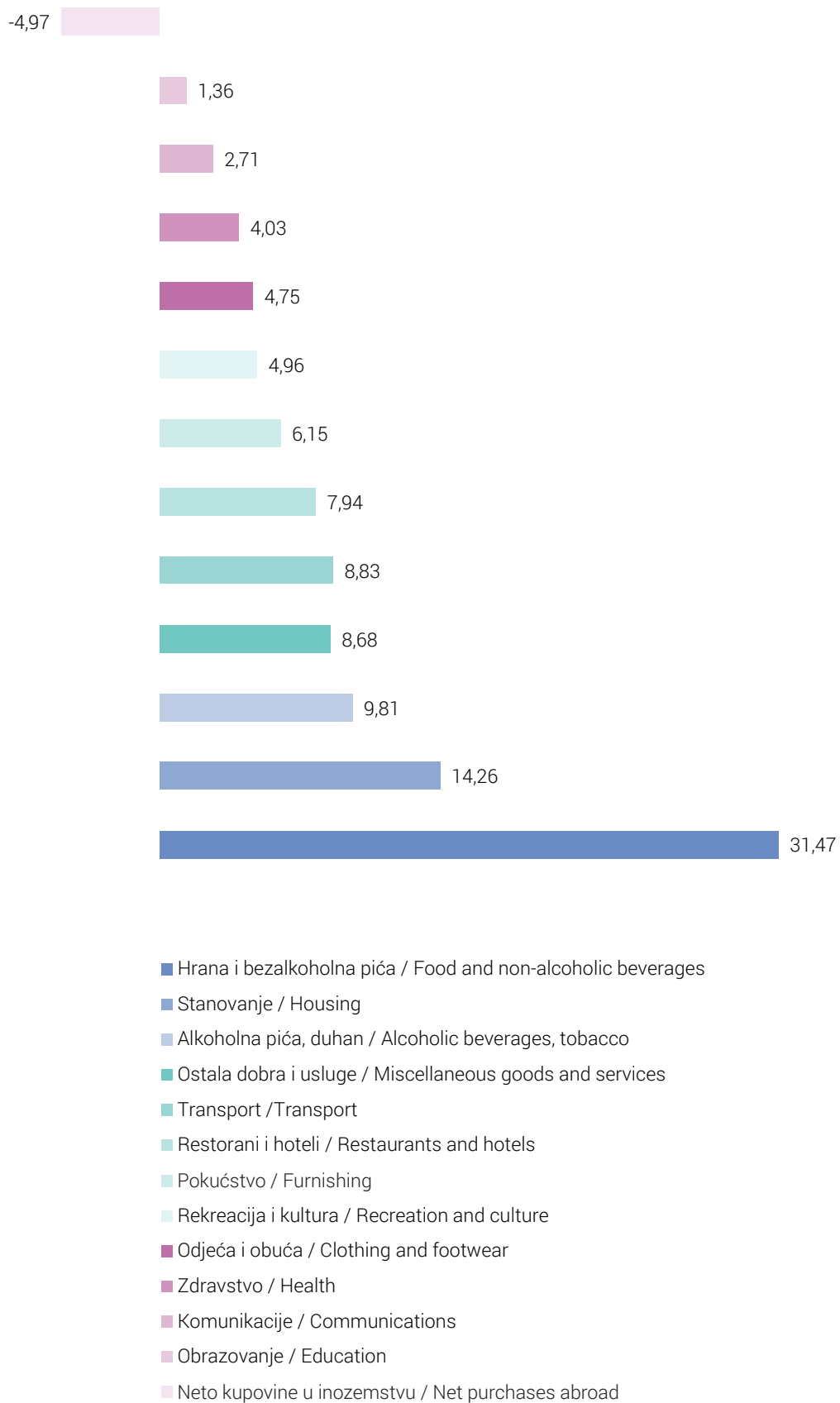
Rashodne kategorije	2013	2014	2015	2016	2017
<i>Expenditure categories</i>					
Izdaci za krajnju potrošnju kućanstava <i>Households final consumption expenditure</i>	100,83	101,37	101,43	102,15	103,22
Izdaci za krajnju potrošnju NPUSD <i>Final consumption expenditure of NPISH</i>	103,11	104,39	98,99	105,62	105,69
Izdaci za krajnju potrošnju vlade <i>General government final consumption expenditure</i>	99,76	102,32	100,55	99,68	101,60
Individualna potrošnja vlade <i>Individual government consumption</i>	99,75	102,76	100,29	99,20	100,86
Kolektivna potrošnja vlade <i>Collective government consumption</i>	99,77	101,89	100,81	100,16	102,33
Bruto investicije <i>Gross capital formation</i>	96,53	107,50	101,97	110,03	112,50
Bruto investicije u stalna sredstva <i>Gross fixed capital formation</i>	98,33	110,85	95,63	101,79	108,95
Promjene zaliha <i>Change in inventories</i>	37,35	-182,04	-232,93	287,41	139,99
Dragocjenosti <i>Valuables</i>	97,88	83,59	9,26	-	19,29
Izvoz roba i usluga <i>Export of goods and services</i>	106,52	102,88	107,24	106,93	117,96
Robe (fob) / <i>Goods (fob)</i>	109,52	103,05	105,07	107,01	121,32
Usluge / <i>Services</i>	98,98	102,43	113,30	106,70	109,23
Uvoz roba i usluga (minus) / <i>Import of goods and services (minus)</i>	99,18	106,78	98,40	102,58	113,18
Robe (fob) / <i>Goods (fob)</i>	99,26	107,11	97,72	102,60	113,31
Usluge / <i>Services</i>	97,76	100,77	111,21	102,35	110,98
Bruto domaći proizvod / <i>Gross domestic product</i>	102,45	100,36	104,88	104,44	104,71

3.2 BRUTO DOMAĆI PROIZVOD PREMA RASHODNOM PRISTUPU, realni indeksi
3.2. GROSS DOMESTIC PRODUCT, BY EXPENDITURE APPROACH, real indices

Rashodne kategorije	2007	2008	2009	2010	2011	2012
<i>Expenditure categories</i>						
Izdaci za krajnju potrošnju kućanstava <i>Households final consumption expenditure</i>	-	105,29	95,52	100,10	99,84	99,34
Izdaci za krajnju potrošnju NPUSD <i>Final consumption expenditure of NPISH</i>	-	94,71	102,11	98,14	96,67	101,14
Izdaci za krajnju potrošnju vlade <i>General government final consumption expenditure</i>	-	103,15	101,13	101,68	99,10	101,22
Individualna potrošnja vlade <i>Individual government consumption</i>	-	96,88	102,68	101,75	98,38	101,25
Kolektivna potrošnja vlade <i>Collective government consumption</i>	-	109,63	99,62	101,61	99,82	101,20
Bruto investicije <i>Gross capital formation</i>	-	114,90	71,68	84,41	114,08	103,99
Bruto investicije u stalna sredstva <i>Gross fixed capital formation</i>	-	116,14	80,80	89,11	105,91	102,08
Promjene zaliha <i>Change in inventories</i>	-	105,58	-3,74	1.627,28	-20,87	263,84
Dragocjenosti <i>Valuables</i>	-	100,30	103,13	98,49	99,03	100,48
Izvoz roba i usluga / Export of goods and services	-	101,15	96,82	113,90	104,64	100,11
Robe (fob) / <i>Goods (fob)</i>	-	110,76	102,55	122,58	111,28	104,66
Usluge / <i>Services</i>	-	90,04	89,33	102,20	93,15	90,11
Uvoz roba i usluga (minus) / Import of goods and services (minus)	-	110,13	85,66	102,48	102,92	100,62
Robe (fob) / <i>Goods (fob)</i>	-	110,51	84,21	103,41	103,42	100,81
Usluge / <i>Services</i>	-	103,68	112,22	90,77	95,31	97,22
Bruto domaći proizvod / Gross domestic product	-	103,44	96,53	99,67	101,77	100,18

Rashodne kategorije	2013	2014	2015	2016	2017
<i>Expenditure categories</i>					
Izdaci za krajnju potrošnju kućanstava <i>Households final consumption expenditure</i>	100,02	101,91	101,81	102,23	101,54
Izdaci za krajnju potrošnju NPUSD <i>Final consumption expenditure of NPISH</i>	103,21	105,34	99,99	106,78	104,33
Izdaci za krajnju potrošnju vlade <i>General government final consumption expenditure</i>	99,79	101,49	100,06	100,02	101,55
Individualna potrošnja vlade <i>Individual government consumption</i>	99,83	101,81	99,66	99,37	101,01
Kolektivna potrošnja vlade <i>Collective government consumption</i>	99,76	101,18	100,46	100,67	102,07
Bruto investicije <i>Gross capital formation</i>	97,01	108,16	102,93	110,81	108,86
Bruto investicije u stalna sredstva <i>Gross fixed capital formation</i>	98,83	111,52	96,52	102,45	105,75
Promjene zaliha <i>Change in inventories</i>	37,38	-182,46	-235,28	290,61	132,94
Dragocjenosti <i>Valuables</i>	100,70	100,64	102,73	-	-
Izvoz roba i usluga / <i>Export of goods and services</i>	107,86	104,14	107,76	109,33	111,80
Robe (fob) / <i>Goods (fob)</i>	111,35	104,42	105,37	109,89	115,40
Usluge / <i>Services</i>	99,07	103,36	114,44	107,87	102,47
Uvoz roba i usluga (minus) / <i>Import of goods and services (minus)</i>	99,94	107,71	100,76	106,83	107,70
Robe (fob) / <i>Goods (fob)</i>	100,19	108,08	100,18	107,03	107,58
Usluge / <i>Services</i>	95,65	100,98	111,77	103,49	109,76
Bruto domaći proizvod / <i>Gross domestic product</i>	101,90	100,65	104,14	103,35	103,36

Izdaci za krajnju potrošnju kućanstava 2017, prema COICOP
Households final consumption expenditure 2017 by COICOP



4.1 IZDACI ZA KRAJNJU POTROŠNJU KUĆANSTAVA, Tekuće cijene
4.1 HOUSEHOLDS FINAL CONSUMPTION EXPENDITURE, Current prices

tisuća KM/thousand KM

Kod Code	COICOP	2007	2008	2009	2010	2011
01	Hrana i bezalkoholna pića <i>Food and non-alcoholic bev.</i>	6.523.756	7.610.619	7.225.059	7.010.371	7.224.349
02	Alkoholna pića, duhan i narkotici <i>Alcoholic beverages, tobacco and narcotics</i>	1.101.457	1.113.583	1.222.746	1.471.030	1.594.029
03	Odjeća i obuća <i>Clothing and footwear</i>	997.791	1.100.740	955.493	946.134	988.698
04	Stanovanje, voda, el. en; plin i ostala goriva <i>Housing, water, electricity, gas and other fuels</i>	2.776.883	2.921.222	3.050.588	3.110.597	3.168.426
05	Pokucstvo i rutinsko održavanje stana <i>Furnishing, household equip. and routine household maintenance</i>	1.566.847	1.623.165	1.326.598	1.331.494	1.306.602
06	Zdravstvo / <i>Health</i>	846.414	982.765	992.392	953.656	858.111
07	Transport / <i>Transport</i>	1.720.018	1.972.467	1.831.202	1.985.500	2.117.803
08	Komunikacije / <i>Communication</i>	566.685	637.244	640.086	646.142	699.341
09	Rekreacija i kultura <i>Recreation and culture</i>	992.346	1.143.484	1.008.074	988.088	1.040.592
10	Obrazovanje / <i>Education</i>	260.733	293.612	300.348	303.337	318.868
11	Restorani i hoteli <i>Restaurants and hotels</i>	1.373.946	1.458.471	1.410.693	1.510.622	1.569.543
12	Ostala dobra i usluge / <i>Miscellaneous goods and serv.</i>	1.428.065	1.639.747	1.637.265	1.668.106	1.718.974
	Neto kupovine u inozemstvu (minus) / Net purchases abroad (minus)	806.398	769.117	672.414	631.222	704.326
	Izdaci za krajnju potrošnju kućanstava - nacionalni koncept <i>Households final consumption expenditure - national concept</i>	19.348.542	21.728.002	20.928.130	21.293.852	21.901.010

tisuća KM/thousand KM

Kod Code	COICOP	2012	2013	2014	2015	2016	2017
01	Hrana i bezalkoholna pića <i>Food and non-alcoholic bev.</i>	7.447.126	7.493.524	7.418.215	7.446.691	7.390.634	7.684.800
02	Alkoholna pića, duhan i narkotici <i>Alcoholic beverages, tobacco and narcotics</i>	1.756.985	1.878.753	2.011.383	2.153.874	2.315.370	2.395.662
03	Odjeća i obuća <i>Clothing and footwear</i>	955.273	990.055	1.057.689	1.097.044	1.123.919	1.159.839
04	Stanovanje, voda, el. en; plin i ostala goriva <i>Housing, water, electricity, gas and other fuels</i>	3.234.433	3.263.768	3.229.857	3.289.267	3.341.155	3.482.511
05	Pokucstvo i rutinsko održavanje stana <i>Furnishing, household equip. and routine household maintenance</i>	1.328.796	1.327.098	1.410.418	1.444.293	1.514.544	1.502.558
06	Zdravstvo / <i>Health</i>	891.908	880.426	912.518	944.421	970.178	983.732
07	Transport / <i>Transport</i>	2.118.107	2.109.050	2.173.044	2.105.638	2.040.701	2.154.697
08	Komunikacije / <i>Communication</i>	709.345	704.054	712.388	699.563	679.562	662.659
09	Rekreacija i kultura <i>Recreation and culture</i>	1.017.552	1.043.460	1.140.916	1.141.618	1.177.789	1.210.892
10	Obrazovanje / <i>Education</i>	321.591	318.404	326.469	331.224	330.627	332.149
11	Restorani i hoteli <i>Restaurants and hotels</i>	1.589.855	1.583.071	1.582.812	1.694.203	1.758.869	1.939.498
12	Ostala dobra i usluge / <i>Miscellaneous goods and serv.</i>	1.726.251	1.775.458	1.731.469	1.774.892	2.050.211	2.120.316
	Neto kupovine u inozemstvu (minus) / Net purchases abroad (minus)	762.980	846.481	877.458	966.132	1.040.164	1.213.704
	Izdaci za krajnju potrošnju kućanstava - nacionalni koncept <i>Households final consumption expenditure - national concept</i>	22.334.243	22.520.639	22.829.722	23.156.597	23.653.395	24.415.609

4.2 IZDACI ZA KRAJNJU POTROŠNJU KUĆANSTAVA, Tekuće cijene, struktura
4.2 HOUSEHOLDS FINAL CONSUMPTION EXPENDITURE, Current prices, structure

Kod Code	COICOP	2007	2008	2009	2010	2011	%
01	Hrana i bezalkoholna pića <i>Food and non-alcoholic bev.</i>	33,72	35,03	34,52	32,92	32,99	
02	Alkoholna pića, duhan i narkotici <i>Alcoholic beverages, tobacco and narcotics</i>	5,69	5,13	5,84	6,91	7,28	
03	Odjeća i obuća <i>Clothing and footwear</i>	5,16	5,07	4,57	4,44	4,51	
04	Stanovanje, voda, el. en; plin i ostala goriva <i>Housing, water, electricity, gas and other fuels</i>	14,35	13,44	14,58	14,61	14,47	
05	Pokupstvo i rutinsko održavanje stana <i>Furnishing, household equip. and routine household maintenance</i>	8,10	7,47	6,34	6,25	5,97	
06	Zdravstvo / <i>Health</i>	4,37	4,52	4,74	4,48	3,92	
07	Transport / <i>Transport</i>	8,89	9,08	8,75	9,32	9,67	
08	Komunikacije / <i>Communication</i>	2,93	2,93	3,06	3,03	3,19	
09	Rekreacija i kultura <i>Recreation and culture</i>	5,13	5,26	4,82	4,64	4,75	
10	Obrazovanje / <i>Education</i>	1,35	1,35	1,44	1,42	1,46	
11	Restorani i hoteli <i>Restaurants and hotels</i>	7,10	6,71	6,74	7,09	7,17	
12	Ostala dobra i usluge / <i>Miscellaneous goods and serv.</i>	7,38	7,55	7,82	7,83	7,85	
	Neto kupovine u inozemstvu (minus) / Net purchases abroad (minus)	4,17	3,54	3,21	2,96	3,22	
	Izdaci za krajnju potrošnju kućanstava - nacionalni koncept <i>Households final consumption expenditure - national concept</i>	100,00	100,00	100,00	100,00	100,00	

Kod Code	COICOP	2012	2013	2014	2015	2016	2017	%
01	Hrana i bezalkoholna pića <i>Food and non-alcoholic bev.</i>	33,34	33,27	32,49	32,16	31,25	31,47	
02	Alkoholna pića, duhan i narkotici <i>Alcoholic beverages, tobacco and narcotics</i>	7,87	8,34	8,81	9,30	9,79	9,81	
03	Odjeća i obuća <i>Clothing and footwear</i>	4,28	4,40	4,63	4,74	4,75	4,75	
04	Stanovanje, voda, el. en; plin i ostala goriva <i>Housing, water, electricity, gas and other fuels</i>	14,48	14,49	14,15	14,20	14,13	14,26	
05	Pokucstvo i rutinsko održavanje stana <i>Furnishing, household equip. and routine household maintenance</i>	5,95	5,89	6,18	6,24	6,40	6,15	
06	Zdravstvo / <i>Health</i>	3,99	3,91	4,00	4,08	4,10	4,03	
07	Transport / <i>Transport</i>	9,48	9,36	9,52	9,09	8,63	8,83	
08	Komunikacije / <i>Communication</i>	3,18	3,13	3,12	3,02	2,87	2,71	
09	Rekreacija i kultura <i>Recreation and culture</i>	4,56	4,63	5,00	4,93	4,98	4,96	
10	Obrazovanje / <i>Education</i>	1,44	1,41	1,43	1,43	1,40	1,36	
11	Restorani i hoteli <i>Restaurants and hotels</i>	7,12	7,03	6,93	7,32	7,44	7,94	
12	Ostala dobra i usluge / <i>Miscellaneous goods and serv.</i>	7,73	7,88	7,58	7,66	8,67	8,68	
Neto kupovine u inozemstvu (minus) / Net purchases abroad (minus)		3,42	3,76	3,84	4,17	4,40	4,97	
Izdaci za krajnju potrošnju kućanstava - nacionalni koncept <i>Households final consumption expenditure - national concept</i>		100,00	100,00	100,00	100,00	100,00	100,00	

5.1 IZDACI ZA KRAJNJU POTROŠNJU KUĆANSTAVA, Stalne cijene (u cijenama prethodne godine)
5.1 HOUSEHOLDS FINAL CONSUMPTION EXPENDITURE, At constant prices (at prices of previous year)

tisuća KM/thousand KM

Kod Code	COICOP	2007	2008	2009	2010	2011
01	Hrana i bezalkoholna pića <i>Food and non-alcoholic bev.</i>	-	6.771.871	7.267.100	7.049.643	6.943.967
02	Alkoholna pića, duhan i narkotici <i>Alcoholic beverages, tobacco and narcotics</i>	-	1.100.934	1.119.824	1.222.133	1.468.258
03	Odjeća i obuća <i>Clothing and footwear</i>	-	1.122.696	992.173	989.253	968.281
04	Stanovanje, voda, el. en; plin i ostala goriva <i>Housing, water, electricity, gas and other fuels</i>	-	2.776.115	2.913.811	3.056.007	3.109.396
05	Pokucstvo i rutinsko održavanje stana <i>Furnishing, household equip. and routine household maintenance</i>	-	1.591.379	1.314.239	1.331.886	1.298.096
06	Zdravstvo / <i>Health</i>	-	970.866	984.410	938.284	870.678
07	Transport / <i>Transport</i>	-	1.797.014	1.938.916	1.908.730	2.034.101
08	Komunikacije / <i>Communication</i>	-	608.744	629.520	640.497	662.691
09	Rekreacija i kultura <i>Recreation and culture</i>	-	1.136.639	991.524	987.354	1.036.686
10	Obrazovanje / <i>Education</i>	-	283.385	298.590	296.701	318.760
11	Restorani i hoteli <i>Restaurants and hotels</i>	-	1.363.297	1.347.318	1.492.406	1.540.632
12	Ostala dobra i usluge / <i>Miscellaneous goods and serv.</i>	-	1.582.400	1.636.064	1.655.046	1.703.445
	Neto kupovine u inozemstvu (minus) / Net purchases abroad (minus)	-	733.683	678.031	617.859	694.689
	Izdaci za krajnju potrošnju kućanstava - nacionalni koncept <i>Households final consumption expenditure - national concept</i>	-	20.371.657	20.755.457	20.950.081	21.260.301

tisuća KM/thousand KM

Kod Code	COICOP	2012	2013	2014	2015	2016	2017
01	Hrana i bezalkoholna pića <i>Food and non-alcoholic bev.</i>	7.282.715	7.447.961	7.622.846	7.509.261	7.498.145	7.577.615
02	Alkoholna pića, duhan i narkotici <i>Alcoholic beverages, tobacco and narcotics</i>	1.591.781	1.767.887	1.876.869	2.007.254	2.149.556	2.274.146
03	Odjeća i obuća <i>Clothing and footwear</i>	935.086	1.085.028	1.113.139	1.183.607	1.136.713	1.145.515
04	Stanovanje, voda, el. en; plin i ostala goriva <i>Housing, water, electricity, gas and other fuels</i>	3.159.512	3.154.427	3.227.298	3.267.118	3.297.901	3.457.943
05	Pokucstvo i rutinsko održavanje stana <i>Furnishing, household equip. and routine household maintenance</i>	1.320.711	1.329.088	1.415.565	1.450.105	1.528.521	1.508.900
06	Zdravstvo / <i>Health</i>	882.074	893.063	908.495	934.209	966.510	976.965
07	Transport / <i>Transport</i>	2.033.706	2.111.172	2.181.673	2.211.209	2.116.597	2.048.841
08	Komunikacije / <i>Communication</i>	697.906	702.155	692.411	697.855	686.077	656.855
09	Rekreacija i kultura <i>Recreation and culture</i>	1.014.063	1.034.901	1.148.671	1.148.233	1.184.370	1.203.180
10	Obrazovanje / <i>Education</i>	321.719	314.530	324.425	324.595	327.006	329.919
11	Restorani i hoteli <i>Restaurants and hotels</i>	1.564.260	1.578.875	1.580.236	1.689.778	1.756.606	1.937.029
12	Ostala dobra i usluge / <i>Miscellaneous goods and serv.</i>	1.702.397	1.770.724	1.736.644	1.784.717	2.064.662	2.117.691
	Neto kupovine u inozemstvu (minus) / Net purchases abroad (minus)	748.461	850.768	878.513	965.818	1.040.157	1.217.917
	Izdaci za krajnju potrošnju kućanstava - nacionalni koncept <i>Households final consumption expenditure - national concept</i>	21.757.469	22.339.043	22.949.760	23.242.123	23.672.507	24.016.681

5.2 IZDACI ZA KRAJNJU POTROŠNJU KUĆANSTAVA, Stalne cijene, struktura
5.2 HOUSEHOLDS FINAL CONSUMPTION EXPENDITURE, At constant prices, structure

Kod Code	COICOP	2007	2008	2009	2010	2011	%
01	Hrana i bezalkoholna pića <i>Food and non-alcoholic bev.</i>	-	33,24	35,01	33,65	32,66	
02	Alkoholna pića, duhan i narkotici <i>Alcoholic beverages, tobacco and narcotics</i>	-	5,40	5,40	5,83	6,91	
03	Odjeća i obuća <i>Clothing and footwear</i>	-	5,51	4,78	4,72	4,55	
04	Stanovanje, voda, el. en; plin i ostala goriva <i>Housing, water, electricity, gas and other fuels</i>	-	13,63	14,04	14,59	14,63	
05	Pokucstvo i rutinsko održavanje stana <i>Furnishing, household equip. and routine household maintenance</i>	-	7,81	6,33	6,36	6,11	
06	Zdravstvo / <i>Health</i>	-	4,77	4,74	4,48	4,10	
07	Transport / <i>Transport</i>	-	8,82	9,34	9,11	9,57	
08	Komunikacije / <i>Communication</i>	-	2,99	3,03	3,06	3,12	
09	Rekreacija i kultura <i>Recreation and culture</i>	-	5,58	4,78	4,71	4,88	
10	Obrazovanje / <i>Education</i>	-	1,39	1,44	1,42	1,50	
11	Restorani i hoteli <i>Restaurants and hotels</i>	-	6,69	6,49	7,12	7,25	
12	Ostala dobra i usluge / <i>Miscellaneous goods and serv.</i>	-	7,77	7,88	7,90	8,01	
	Neto kupovine u inozemstvu (minus) / Net purchases abroad (minus)	-	3,60	3,27	2,95	3,27	
	Izdaci za krajnju potrošnju kućanstava - nacionalni koncept <i>Households final consumption expenditure - national concept</i>	-	100,00	100,00	100,00	100,00	

Kod Code	COICOP	2012	2013	2014	2015	2016	2017	%
01	Hrana i bezalkoholna pića <i>Food and non-alcoholic bev.</i>	33,47	33,34	33,22	32,31	31,67	31,55	
02	Alkoholna pića, duhan i narkotici <i>Alcoholic beverages, tobacco and narcotics</i>	7,32	7,91	8,18	8,64	9,08	9,47	
03	Odjeća i obuća <i>Clothing and footwear</i>	4,30	4,86	4,85	5,09	4,80	4,77	
04	Stanovanje, voda, el. en; plin i ostala goriva <i>Housing, water, electricity, gas and other fuels</i>	14,52	14,12	14,06	14,06	13,93	14,40	
05	Pokucstvo i rutinsko održavanje stana <i>Furnishing, household equip. and routine household maintenance</i>	6,07	5,95	6,17	6,24	6,46	6,28	
06	Zdravstvo / <i>Health</i>	4,05	4,00	3,96	4,02	4,08	4,07	
07	Transport / <i>Transport</i>	9,35	9,45	9,51	9,51	8,94	8,53	
08	Komunikacije / <i>Communication</i>	3,21	3,14	3,02	3,00	2,90	2,73	
09	Rekreacija i kultura <i>Recreation and culture</i>	4,66	4,63	5,01	4,94	5,00	5,01	
10	Obrazovanje / <i>Education</i>	1,48	1,41	1,41	1,40	1,38	1,37	
11	Restorani i hoteli <i>Restaurants and hotels</i>	7,19	7,07	6,89	7,27	7,42	8,07	
12	Ostala dobra i usluge / <i>Miscellaneous goods and serv.</i>	7,82	7,93	7,57	7,68	8,72	8,82	
	Neto kupovine u inozemstvu (minus) / Net purchases abroad (minus)	3,44	3,81	3,83	4,16	4,39	5,07	
	Izdaci za krajnju potrošnju kućanstava - nacionalni koncept <i>Households final consumption expenditure - national concept</i>	100,00	100,00	100,00	100,00	100,00	100,00	

6.1 IZDACI ZA KRAJNJU POTROŠNJU KUĆANSTAVA, Nominalni indeksi (prethodna godina =100)
6.1 HOUSEHOLDS FINAL CONSUMPTION EXPENDITURE, Nominal indices (previous year = 100)

Kod Code	COICOP	2007	2008	2009	2010	2011
01	Hrana i bezalkoholna pića <i>Food and non-alcoholic bev.</i>	100,00	116,66	94,93	97,03	103,05
02	Alkoholna pića, duhan i narkotici <i>Alcoholic beverages, tobacco and narcotics</i>	100,00	101,10	109,80	120,31	108,36
03	Odjeća i obuća <i>Clothing and footwear</i>	100,00	110,32	86,80	99,02	104,50
04	Stanovanje, voda, el. en; plin i ostala goriva <i>Housing, water, electricity, gas and other fuels</i>	100,00	105,20	104,43	101,97	101,86
05	Pokucstvo i rutinsko održavanje stana <i>Furnishing, household equip. and routine household maintenance</i>	100,00	103,59	81,73	100,37	98,13
06	Zdravstvo / <i>Health</i>	100,00	116,11	100,98	96,10	89,98
07	Transport / <i>Transport</i>	100,00	114,68	92,84	108,43	106,66
08	Komunikacije / <i>Communication</i>	100,00	112,45	100,45	100,95	108,23
09	Rekreacija i kultura <i>Recreation and culture</i>	100,00	115,23	88,16	98,02	105,31
10	Obrazovanje / <i>Education</i>	100,00	112,61	102,29	101,00	105,12
11	Restorani i hoteli <i>Restaurants and hotels</i>	100,00	106,15	96,72	107,08	103,90
12	Ostala dobra i usluge / <i>Miscellaneous goods and serv.</i>	100,00	114,82	99,85	101,88	103,05
	Neto kupovine u inozemstvu (minus) / Net purchases abroad (minus)	100,00	95,38	87,43	93,87	111,58
	Izdaci za krajnju potrošnju kućanstava - nacionalni koncept <i>Households final consumption expenditure - national concept</i>	100,00	112,30	96,32	101,75	102,85

Kod Code	COICOP	2012	2013	2014	2015	2016	2017
01	Hrana i bezalkoholna pića <i>Food and non-alcoholic bev.</i>	103,08	100,62	99,00	100,38	99,25	103,98
02	Alkoholna pića, duhan i narkotici <i>Alcoholic beverages, tobacco and narcotics</i>	110,22	106,93	107,06	107,08	107,50	103,47
03	Odjeća i obuća <i>Clothing and footwear</i>	96,62	103,64	106,83	103,72	102,45	103,20
04	Stanovanje, voda, el. en; plin i ostala goriva <i>Housing, water, electricity, gas and other fuels</i>	102,08	100,91	98,96	101,84	101,58	104,23
05	Pokucstvo i rutinsko održavanje stana <i>Furnishing, household equip. and routine household maintenance</i>	101,70	99,87	106,28	102,40	104,86	99,21
06	Zdravstvo / <i>Health</i>	103,94	98,71	103,65	103,50	102,73	101,40
07	Transport / <i>Transport</i>	100,01	99,57	103,03	96,90	96,92	105,59
08	Komunikacije / <i>Communication</i>	101,43	99,25	101,18	98,20	97,14	97,51
09	Rekreacija i kultura <i>Recreation and culture</i>	97,79	102,55	109,34	100,06	103,17	102,81
10	Obrazovanje / <i>Education</i>	100,85	99,01	102,53	101,46	99,82	100,46
11	Restorani i hoteli <i>Restaurants and hotels</i>	101,29	99,57	99,98	107,04	103,82	110,27
12	Ostala dobra i usluge / <i>Miscellaneous goods and serv.</i>	100,42	102,85	97,52	102,51	115,51	103,42
Neto kupovine u inozemstvu (minus) / Net purchases abroad (minus)		108,33	110,94	103,66	110,11	107,66	116,68
Izdaci za krajnju potrošnju kućanstava - nacionalni koncept <i>Households final consumption expenditure - national concept</i>		101,98	100,83	101,37	101,43	102,15	103,22

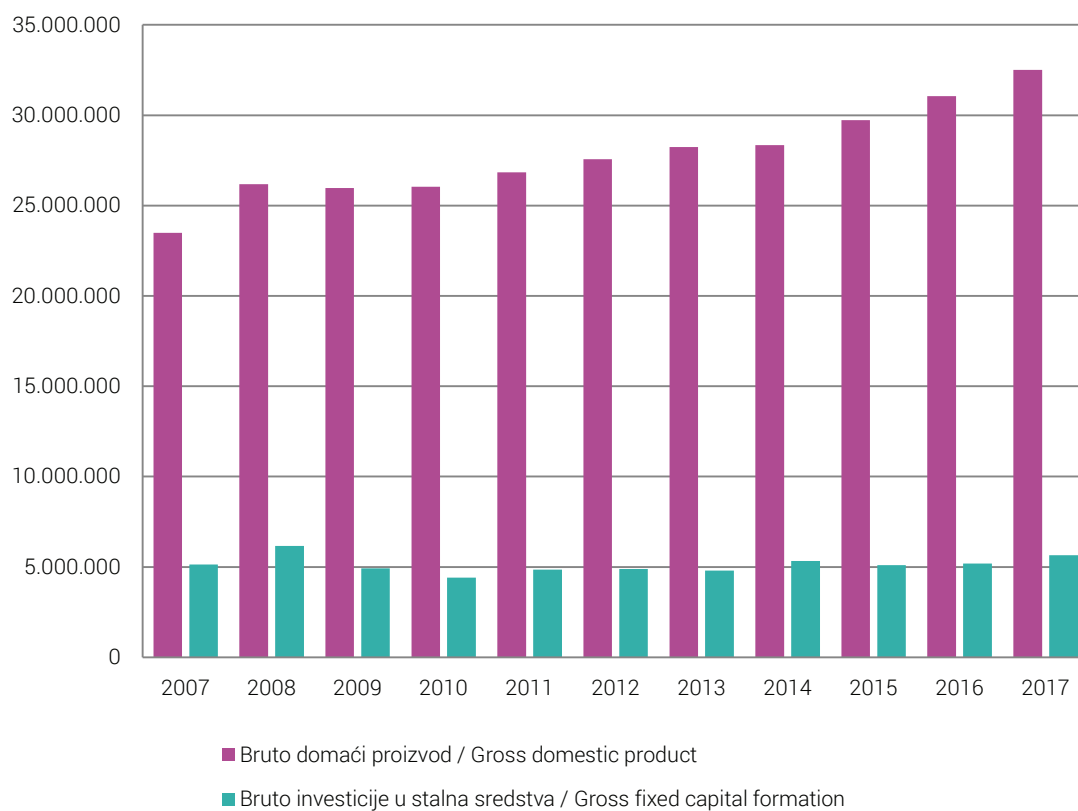
6.2 IZDACI ZA KRAJNJU POTROŠNJU KUĆANSTAVA, realni indeksi
6.2 HOUSEHOLDS FINAL CONSUMPTION EXPENDITURE, real indices

Kod Code	COICOP	2007	2008	2009	2010	2011
01	Hrana i bezalkoholna pića <i>Food and non-alcoholic bev.</i>	-	103,80	95,49	97,57	99,05
02	Alkoholna pića, duhan i narkotici <i>Alcoholic beverages, tobacco and narcotics</i>	-	99,95	100,56	99,95	99,81
03	Odjeća i obuća <i>Clothing and footwear</i>	-	112,52	90,14	103,53	102,34
04	Stanovanje, voda, el. en; plin i ostala goriva <i>Housing, water, electricity, gas and other fuels</i>	-	99,97	99,75	100,18	99,96
05	Pokupstvo i rutinsko održavanje stana <i>Furnishing, household equip. and routine household maintenance</i>	-	101,57	80,97	100,40	97,49
06	Zdravstvo / <i>Health</i>	-	114,70	100,17	94,55	91,30
07	Transport / <i>Transport</i>	-	104,48	98,30	104,23	102,45
08	Komunikacije / <i>Communication</i>	-	107,42	98,79	100,06	102,56
09	Rekreacija i kultura <i>Recreation and culture</i>	-	114,54	86,71	97,94	104,92
10	Obrazovanje / <i>Education</i>	-	108,69	101,70	98,79	105,08
11	Restorani i hoteli <i>Restaurants and hotels</i>	-	99,22	92,38	105,79	101,99
12	Ostala dobra i usluge / <i>Miscellaneous goods and serv.</i>	-	110,81	99,78	101,09	102,12
	Neto kupovine u inozemstvu (minus) / Net purchases abroad (minus)	-	90,98	88,16	91,89	110,05
	Izdaci za krajnju potrošnju kućanstava - nacionalni koncept <i>Households final consumption expenditure - national concept</i>	-	105,29	95,52	100,10	99,84

Kod Code	COICOP	2012	2013	2014	2015	2016	2017
01	Hrana i bezalkoholna pića <i>Food and non-alcoholic bev.</i>	100,81	100,01	101,73	101,23	100,69	102,53
02	Alkoholna pića, duhan i narkotici <i>Alcoholic beverages, tobacco and narcotics</i>	99,86	100,62	99,90	99,79	99,80	98,22
03	Odjeća i obuća <i>Clothing and footwear</i>	94,58	113,58	112,43	111,91	103,62	101,92
04	Stanovanje, voda, el. en; plin i ostala goriva <i>Housing, water, electricity, gas and other fuels</i>	99,72	97,53	98,88	101,15	100,26	103,50
05	Pokucstvo i rutinsko održavanje stana <i>Furnishing, household equip. and routine household maintenance</i>	101,08	100,02	106,67	102,81	105,83	99,63
06	Zdravstvo / <i>Health</i>	102,79	100,13	103,19	102,38	102,34	100,70
07	Transport / <i>Transport</i>	96,03	99,67	103,44	101,76	100,52	100,40
08	Komunikacije / <i>Communication</i>	99,79	98,99	98,35	97,96	98,07	96,66
09	Rekreacija i kultura <i>Recreation and culture</i>	97,45	101,70	110,08	100,64	103,74	102,16
10	Obrazovanje / <i>Education</i>	100,89	97,80	101,89	99,43	98,73	99,79
11	Restorani i hoteli <i>Restaurants and hotels</i>	99,66	99,31	99,82	106,76	103,68	110,13
12	Ostala dobra i usluge / <i>Miscellaneous goods and serv.</i>	99,04	102,58	97,81	103,08	116,33	103,29
Neto kupovine u inozemstvu (minus) / Net purchases abroad (minus)		106,27	111,51	103,78	110,07	107,66	117,09
Izdaci za krajnju potrošnju kućanstava - nacionalni koncept <i>Households final consumption expenditure - national concept</i>		99,34	100,02	101,91	101,81	102,23	101,54

Bruto domaći proizvod i bruto investicije u stalna sredstva, tekuće cijene
Gross domestic product and gross fixed capital formation, current prices

000 KM



Bruto investicije u stalna sredstva, struktura
Gross fixed capital formation, structure

000 KM



7.1 BRUTO INVESTICIJE U STALNA SREDSTVA, Tekuće cijene
7.1 GROSS FIXED CAPITAL FORMATION, Current prices

tisuća KM/thousand KM

Namjena investicije	2007	2008	2009	2010	2011	2012	2013	2014	2015	2016	2017
Purpose of investment											
Strojevi i oprema / Machinery and equipment	2.299.450	2.557.121	1.871.032	1.773.437	2.027.971	1.904.406	1.891.930	2.257.917	2.248.672	2.364.598	2.642.603
Građevinski objekti / Construction	2.533.760	3.282.995	2.717.846	2.361.011	2.558.010	2.508.695	2.564.266	2.754.323	2.554.470	2.553.857	2.728.257
Ostale investicije / Other investment	294.959	322.441	331.137	275.644	271.278	476.869	352.243	318.062	294.090	270.069	281.941
Bruto investicije u stalna sredstva / Gross fixed capital formation	5.128.168	6.162.557	4.920.015	4.410.092	4.857.258	4.889.971	4.808.439	5.330.301	5.097.232	5.188.524	5.652.801

7.2 BRUTO INVESTICIJE U STALNA SREDSTVA, Tekuće cijene, struktura
7.2 GROSS FIXED CAPITAL FORMATION, Current prices, structure

%

Namjena investicije	2007	2008	2009	2010	2011	2012	2013	2014	2015	2016	2017
Purpose of investment											
Strojevi i oprema / Machinery and equipment	44,84	41,49	38,03	40,21	41,75	38,95	39,35	42,36	44,12	45,57	46,75
Građevinski objekti / Construction	49,41	53,27	55,24	53,54	52,66	51,30	53,33	51,67	50,11	49,22	48,26
Ostale investicije / Other investment	5,75	5,23	6,73	6,25	5,58	9,75	7,33	5,97	5,77	5,21	4,99
Bruto investicije u stalna sredstva / Gross fixed capital formation	100,00	100,00	100,00	100,00	100,00	100,00	100,00	100,00	100,00	100,00	100,00

7.3 BRUTO INVESTICIJE U STALNA SREDSTVA, Nominalni indeksi (prethodna godina =100)
7.3 GROSS FIXED CAPITAL FORMATION, Nominal indices (previous year = 100)

Namjena investicije	2007	2008	2009	2010	2011	2012	2013	2014	2015	2016	2017
Purpose of investment											
Strojevi i oprema / Machinery and equipment	100,00	111,21	73,17	94,78	114,35	93,91	99,34	119,34	99,59	105,16	111,76
Građevinski objekti / Construction	100,00	129,57	82,79	86,87	108,34	98,07	102,22	107,41	92,74	99,98	106,83
Ostale investicije / Other investment	100,00	109,32	102,70	83,24	98,42	175,79	73,87	90,30	92,46	91,83	104,40
Bruto investicije u stalna sredstva / Gross fixed capital formation	100,00	120,17	79,84	89,64	110,14	100,67	98,33	110,85	95,63	101,79	108,95

8.1 BRUTO INVESTICIJE U STALNA SREDSTVA, Stalne cijene (u cijenama prethodne godine)
8.1 GROSS FIXED CAPITAL FORMATION, At constant prices (at prices of previous year)

tisuća KM/thousand KM

Namjena investicije	2007	2008	2009	2010	2011	2012	2013	2014	2015	2016	2017
Purpose of investment											
Strojevi i oprema / Machinery and equipment	-	2.629.231	1.935.770	1.782.079	1.953.491	1.889.104	1.889.171	2.258.106	2.283.908	2.372.068	2.557.726
Građevinski objekti / Construction	-	3.026.668	2.711.254	2.332.440	2.452.204	2.601.806	2.590.873	2.783.475	2.563.679	2.577.122	2.651.048
Ostale investicije / Other investment	-	300.140	332.400	269.922	265.153	467.293	352.595	320.951	297.061	273.043	278.323
Bruto investicije u stalna sredstva / Gross fixed capital formation	-	5.956.039	4.979.424	4.384.441	4.670.848	4.958.203	4.832.640	5.362.531	5.144.648	5.222.232	5.487.096

8.2 BRUTO INVESTICIJE U STALNA SREDSTVA, stalne cijene, struktura
8.2 GROSS FIXED CAPITAL FORMATION, At constant prices, structure

%

Namjena investicije	2007	2008	2009	2010	2011	2012	2013	2014	2015	2016	2017
Purpose of investment											
Strojevi i oprema / Machinery and equipment	-	44,14	38,88	40,65	41,82	38,10	39,09	42,11	44,39	45,42	46,61
Građevinski objekti / Construction	-	50,82	54,45	53,20	52,50	52,47	53,61	51,91	49,83	49,35	48,31
Ostale investicije / Other investment	-	5,04	6,68	6,16	5,68	9,42	7,30	5,99	5,77	5,23	5,07
Bruto investicije u stalna sredstva / Gross fixed capital formation	-	100,00	100,00	100,00	100,00	100,00	100,00	100,00	100,00	100,00	100,00

8.3 BRUTO INVESTICIJE U STALNA SREDSTVA, Realni indeksi
8.3 GROSS FIXED CAPITAL FORMATION, Real indices

Namjena investicije	2007	2008	2009	2010	2011	2012	2013	2014	2015	2016	2017
Purpose of investment											
Strojevi i oprema / Machinery and equipment	-	114,34	75,70	95,25	110,15	93,15	99,20	119,35	101,15	105,49	108,17
Građevinski objekti / Construction	-	119,45	82,58	85,82	103,86	101,71	103,28	108,55	93,08	100,89	103,81
Ostale investicije / Other investment	-	101,76	103,09	81,51	96,19	172,26	73,94	91,12	93,40	92,84	103,06
Bruto investicije u stalna sredstva / Gross fixed capital formation	-	116,14	80,80	89,11	105,91	102,08	98,83	111,52	96,52	102,45	105,75

9.1 BRUTO DOMAĆI PROIZVOD PREMA RASHODNOM PRISTUPU, u cijenama 2010
(lančano povezane vrijednosti)

9.1 GROSS DOMESTIC PRODUCT, BY EXPENDITURE APPROACH, At prices of 2010 (chain-linked values)

tisuća KM/thousand KM

Rashodne kategorije	2007	2008	2009	2010	2011	2012
<i>Expenditure categories</i>						
Izdaci za krajnju potrošnju kućanstava <i>Households final consumption expenditure</i>	21.149.902	22.268.269	21.271.542	21.293.852	21.260.301	21.120.959
Izdaci za krajnju potrošnju NPUSD <i>Final consumption expenditure of NPISH</i>	215.103	203.725	208.015	204.155	197.361	199.602
Izdaci za krajnju potrošnju vlade <i>General government final consumption expenditure</i>	5.531.000	5.705.280	5.769.531	5.866.177	5.813.472	5.884.428
Individualna potrošnja vlade <i>Individual government consumption</i>	2.885.658	2.795.517	2.870.298	2.920.442	2.873.149	2.908.969
Kolektivna potrošnja vlade <i>Collective government consumption</i>	2.654.627	2.910.266	2.899.170	2.945.735	2.940.323	2.975.464
Bruto investicije <i>Gross capital formation</i>	5.960.309	6.848.289	4.908.636	4.143.473	4.726.998	4.915.642
Bruto investicije u stalna sredstva <i>Gross fixed capital formation</i>	5.273.348	6.124.656	4.948.800	4.410.092	4.670.848	4.767.919
Promjene zaliha <i>Change in inventories</i>	414.889	438.036	-16.398	-266.836	55.691	146.935
Dragocjenosti <i>Valuables</i>	765	753	646	218	458	632
Izvoz roba i usluga <i>Export of goods and services</i>	6.752.604	6.829.936	6.613.016	7.532.260	7.882.059	7.890.527
Robe (fob) <i>Goods (fob)</i>	3.429.541	3.798.596	3.895.461	4.775.144	5.313.892	5.561.391
Usluge <i>Services</i>	3.353.856	3.019.852	2.697.754	2.757.116	2.568.167	2.314.049
Uvoz roba i usluga (minus) / <i>Import of goods and services (minus)</i>	13.452.824	14.815.797	12.690.736	13.005.289	13.384.592	13.466.928
Robe (fob) <i>Goods (fob)</i>	12.677.931	14.010.495	11.798.112	12.200.884	12.617.904	12.719.682
Usluge <i>Services</i>	761.699	789.699	886.237	804.406	766.688	745.359
Bruto domaći proizvod <i>Gross domestic product</i>	26.159.490	27.060.175	26.121.667	26.034.628	26.495.599	26.542.849

Lančano povezane vrijednosti nisu aditivne - agregirane razine se ne mogu dobiti izravno, kao zbir komponenti
 Chain linked values are not additive - the aggregation cannot be obtained directly as the sum of components

Rashodne kategorije	2013	2014	2015	2016	2017
<i>Expenditure categories</i>					
Izdaci za krajnju potrošnju kućanstava <i>Households final consumption expenditure</i>	21.125.499	21.528.037	21.916.924	22.405.215	22.749.331
Izdaci za krajnju potrošnju NPUSD <i>Final consumption expenditure of NPISH</i>	206.013	217.015	216.983	231.696	241.735
Izdaci za krajnju potrošnju vlade <i>General government final consumption expenditure</i>	5.872.321	5.959.972	5.963.747	5.965.012	6.057.187
Individualna potrošnja vlade <i>Individual government consumption</i>	2.904.057	2.956.515	2.946.562	2.928.124	2.957.749
Kolektivna potrošnja vlade <i>Collective government consumption</i>	2.968.251	3.003.303	3.017.241	3.037.339	3.100.272
Bruto investicije <i>Gross capital formation</i>	4.768.834	5.158.051	5.308.960	5.882.689	6.403.843
Bruto investicije u stalna sredstva <i>Gross fixed capital formation</i>	4.712.019	5.255.000	5.071.969	5.196.350	5.495.373
Promjene zaliha <i>Change in inventories</i>	54.931	-100.227	235.815	685.293	911.060
Dragocjenosti <i>Valuables</i>	620	523	49	2.242	427
Izvoz roba i usluga <i>Export of goods and services</i>	8.510.446	8.862.406	9.549.940	10.441.191	11.673.739
Robe (fob) <i>Goods (fob)</i>	6.192.875	6.466.312	6.813.272	7.487.438	8.640.193
Usluge <i>Services</i>	2.292.565	2.369.558	2.711.840	2.925.391	2.997.591
Uvoz roba i usluga (minus) / <i>Import of goods and services (minus)</i>	13.459.373	14.496.947	14.607.577	15.605.917	16.808.004
Robe (fob) <i>Goods (fob)</i>	12.743.540	13.773.796	13.799.225	14.769.942	15.889.526
Usluge <i>Services</i>	712.914	719.929	804.684	832.743	914.002
Bruto domaći proizvod <i>Gross domestic product</i>	27.046.626	27.222.922	28.348.881	29.299.897	30.285.082

9.2 BRUTO DOMAĆI PROIZVOD PREMA RASHODNOM PRISTUPU, Deflatori
9.2 GROSS DOMESTIC PRODUCT, BY EXPENDITURE APPROACH, Deflators

Rashodne kategorije	2007	2008	2009	2010	2011	2012
<i>Expenditure categories</i>						
Izdaci za krajnju potrošnju kućanstava <i>Households final consumption expenditure</i>	-	106,66	100,83	101,64	103,01	102,65
Izdaci za krajnju potrošnju NPUSD <i>Final consumption expenditure of NPISH</i>	-	107,43	99,62	102,12	103,67	102,05
Izdaci za krajnju potrošnju vlade <i>General government final consumption expenditure</i>	-	114,93	102,10	99,17	104,19	99,94
Individualna potrošnja vlade <i>Individual government consumption</i>	-	118,81	99,83	100,76	103,87	101,07
Kolektivna potrošnja vlade <i>Collective government consumption</i>	-	111,39	104,38	97,64	104,49	98,84
Bruto investicije <i>Gross capital formation</i>	-	103,44	99,06	100,06	103,99	98,58
Bruto investicije u stalna sredstva <i>Gross fixed capital formation</i>	-	103,47	98,81	100,59	103,99	98,62
Promjene zaliha <i>Change in inventories</i>	-	103,25	53,64	109,50	104,18	97,20
Dragocjenosti <i>Valuables</i>	-	105,40	82,94	34,97	217,25	140,05
Izvoz roba i usluga / <i>Export of goods and services</i>	-	110,85	93,49	106,63	106,61	100,84
Robe (fob) <i>Goods (fob)</i>	-	107,05	89,41	109,42	108,69	100,37
Usluge <i>Services</i>	-	116,25	99,62	102,12	102,31	102,05
Uvoz roba i usluga (minus) / <i>Import of goods and services (minus)</i>	-	107,98	93,22	105,00	109,36	99,35
Robe (fob) <i>Goods (fob)</i>	-	108,05	92,59	105,41	109,81	99,12
Usluge <i>Services</i>	-	106,78	101,82	99,16	101,86	103,42
Bruto domaći proizvod <i>Gross domestic product</i>	-	107,75	102,74	100,58	101,32	102,50

Rashodne kategorije	2013	2014	2015	2016	2017
<i>Expenditure categories</i>					
Izdaci za krajnju potrošnju kućanstava <i>Households final consumption expenditure</i>	100,81	99,48	99,63	99,92	101,66
Izdaci za krajnju potrošnju NPUSD <i>Final consumption expenditure of NPISH</i>	99,90	99,10	99,00	98,91	101,30
Izdaci za krajnju potrošnju vlade <i>General government final consumption expenditure</i>	99,97	100,82	100,49	99,66	100,06
Individualna potrošnja vlade <i>Individual government consumption</i>	99,92	100,93	100,63	99,83	99,85
Kolektivna potrošnja vlade <i>Collective government consumption</i>	100,01	100,70	100,35	99,49	100,25
Bruto investicije <i>Gross capital formation</i>	99,50	99,39	99,07	99,30	103,34
Bruto investicije u stalna sredstva <i>Gross fixed capital formation</i>	99,50	99,40	99,08	99,35	103,02
Promjene zaliha <i>Change in inventories</i>	99,90	99,77	99,00	98,90	105,30
Dragocjenosti <i>Valuables</i>	97,20	83,06	9,01	-	-
Izvoz roba i usluga / <i>Export of goods and services</i>	98,76	98,80	99,52	97,80	105,51
Robe (fob) <i>Goods (fob)</i>	98,35	98,69	99,72	97,38	105,13
Usluge <i>Services</i>	99,91	99,10	99,00	98,91	106,60
Uvoz roba i usluga (minus) / <i>Import of goods and services (minus)</i>	99,24	99,13	97,65	96,02	105,09
Robe (fob) <i>Goods (fob)</i>	99,08	99,10	97,54	95,86	105,33
Usluge <i>Services</i>	102,21	99,79	99,50	98,90	101,11
Bruto domaći proizvod <i>Gross domestic product</i>	100,55	99,71	100,72	101,05	101,30

10.1 IZDACI ZA KRAJNJU POTROŠNJU KUĆANSTAVA, u cijenama 2010 (lančano povezane vrijedosti)
10.1 HOUSEHOLD FINAL CONSUMPTION EXPENDITURE, At prices of 2010 (chain-linked values)

000 KM

Kod Code	COICOP	2007	2008	2009	2010	2011
01	Hrana i bezalkoholna pića <i>Food and non-alcoholic bev.</i>	7.248.750	7.524.439	7.184.810	7.010.371	6.943.967
02	Alkoholna pića, duhan i narkotici <i>Alcoholic beverages, tobacco and narcotics</i>	1.464.260	1.463.566	1.471.768	1.471.030	1.468.258
03	Odjeća i obuća <i>Clothing and footwear</i>	901.048	1.013.842	913.846	946.134	968.281
04	Stanovanje, voda, el. en; plin i ostala goriva <i>Housing, water, electricity, gas and other fuels</i>	3.113.839	3.112.978	3.105.081	3.110.597	3.109.396
05	Pokucstvo i rutinsko održavanje stana <i>Furnishing, household equip. and routine household maintenance</i>	1.612.698	1.637.948	1.326.207	1.331.494	1.298.096
06	Zdravstvo / <i>Health</i>	877.885	1.006.966	1.008.650	953.656	870.678
07	Transport / <i>Transport</i>	1.854.788	1.937.816	1.904.854	1.985.500	2.034.101
08	Komunikacije / <i>Communication</i>	608.489	653.651	645.728	646.142	662.691
09	Rekreacija i kultura <i>Recreation and culture</i>	1.015.739	1.163.434	1.008.823	988.088	1.036.686
10	Obrazovanje / <i>Education</i>	277.810	301.945	307.065	303.337	318.760
11	Restorani i hoteli <i>Restaurants and hotels</i>	1.557.787	1.545.713	1.427.911	1.510.622	1.540.632
12	Ostala dobra i usluge / <i>Miscellaneous goods and serv.</i>	1.492.590	1.653.899	1.650.184	1.668.106	1.703.445
	Neto kupovine u inozemstvu (minus) / Net purchases abroad (minus)	856.473	779.243	686.958	631.222	694.689
	Izdaci za krajnju potrošnju kućanstava - nacionalni koncept <i>Households final consumption expenditure - national concept</i>	21.149.902	22.268.269	21.271.542	21.293.852	21.260.301

Lančano povezane vrijednosti nisu aditivne - agregirane razine se ne mogu dobiti izravno, kao zbir komponenti
Chain linked values are not additive - the aggregation cannot be obtained directly as the sum of components

000 KM

Kod Code	COICOP	2012	2013	2014	2015	2016	2017
01	Hrana i bezalkoholna pića <i>Food and non-alcoholic bev.</i>	7.000.068	7.000.853	7.121.673	7.209.079	7.258.890	7.442.538
02	Alkoholna pića, duhan i narkotici <i>Alcoholic beverages, tobacco and narcotics</i>	1.466.187	1.475.284	1.473.805	1.470.780	1.467.831	1.441.697
03	Odjeća i obuća <i>Clothing and footwear</i>	915.777	1.040.167	1.169.481	1.308.708	1.356.031	1.382.087
04	Stanovanje, voda, el. en; plin i ostala goriva <i>Housing, water, electricity, gas and other fuels</i>	3.100.648	3.023.951	2.990.160	3.024.656	3.032.596	3.138.598
05	Pokupstvo i rutinsko održavanje stana <i>Furnishing, household equip. and routine household maintenance</i>	1.312.112	1.312.401	1.399.888	1.439.279	1.523.213	1.517.537
06	Zdravstvo / <i>Health</i>	894.992	896.150	924.720	946.700	968.842	975.620
07	Transport / <i>Transport</i>	1.953.328	1.946.932	2.013.973	2.049.344	2.060.010	2.068.227
08	Komunikacije / <i>Communication</i>	661.331	654.628	643.803	630.669	618.511	597.844
09	Rekreacija i kultura <i>Recreation and culture</i>	1.010.257	1.027.482	1.131.082	1.138.336	1.180.965	1.206.425
10	Obrazovanje / <i>Education</i>	321.610	314.548	320.497	318.658	314.600	313.925
11	Restorani i hoteli <i>Restaurants and hotels</i>	1.535.446	1.524.842	1.522.111	1.624.974	1.684.827	1.855.487
12	Ostala dobra i usluge / <i>Miscellaneous goods and serv.</i>	1.687.018	1.730.480	1.692.650	1.744.705	2.029.546	2.096.346
	Neto kupovine u inozemstvu (minus) / Net purchases abroad (minus)	738.220	823.159	854.308	940.337	1.012.385	1.185.391
	Izdaci za krajnju potrošnju kućanstava - nacionalni koncept <i>Households final consumption expenditure - national concept</i>	21.120.959	21.125.499	21.528.037	21.916.924	22.405.215	22.749.331

10.2 IZDACI ZA KRAJNJU POTROŠNJU KUĆANSTAVA, Deflatori
10.2 HOUSEHOLD FINAL CONSUMPTION EXPENDITURE, Deflators

Kod Code	COICOP	2007	2008	2009	2010	2011
01	Hrana i bezalkoholna pića <i>Food and non-alcoholic bev.</i>	-	112,39	99,42	99,44	104,04
02	Alkoholna pića, duhan i narkotici <i>Alcoholic beverages, tobacco and narcotics</i>	-	101,15	109,19	120,37	108,57
03	Odjeća i obuća <i>Clothing and footwear</i>	-	98,04	96,30	95,64	102,11
04	Stanovanje, voda, el. en; plin i ostala goriva <i>Housing, water, electricity, gas and other fuels</i>	-	105,23	104,69	101,79	101,90
05	Pokucstvo i rutinsko održavanje stana <i>Furnishing, household equip. and routine household maintenance</i>	-	102,00	100,94	99,97	100,66
06	Zdravstvo / <i>Health</i>	-	101,23	100,81	101,64	98,56
07	Transport / <i>Transport</i>	-	109,76	94,44	104,02	104,11
08	Komunikacije / <i>Communication</i>	-	104,68	101,68	100,88	105,53
09	Rekreacija i kultura <i>Recreation and culture</i>	-	100,60	101,67	100,07	100,38
10	Obrazovanje / <i>Education</i>	-	103,61	100,59	102,24	100,03
11	Restorani i hoteli <i>Restaurants and hotels</i>	-	106,98	104,70	101,22	101,88
12	Ostala dobra i usluge / <i>Miscellaneous goods and serv.</i>	-	103,62	100,07	100,79	100,91
	Neto kupovine u inozemstvu (minus) / Net purchases abroad (minus)	-	104,83	99,17	102,16	101,39
	Izdaci za krajnju potrošnju kućanstava - nacionalni koncept <i>Households final consumption expenditure - national concept</i>	-	106,66	100,83	101,64	103,01

Kod Code	COICOP	2012	2013	2014	2015	2016	2017
01	Hrana i bezalkoholna pića <i>Food and non-alcoholic bev.</i>	102,26	100,61	97,32	99,17	98,57	101,41
02	Alkoholna pića, duhan i narkotici <i>Alcoholic beverages, tobacco and narcotics</i>	110,38	106,27	107,17	107,30	107,71	105,34
03	Odjeća i obuća <i>Clothing and footwear</i>	102,16	91,25	95,02	92,69	98,87	101,25
04	Stanovanje, voda, el. en; plin i ostala goriva <i>Housing, water, electricity, gas and other fuels</i>	102,37	103,47	100,08	100,68	101,31	100,71
05	Pokucstvo i rutinsko održavanje stana <i>Furnishing, household equip. and routine household maintenance</i>	100,61	99,85	99,64	99,60	99,09	99,58
06	Zdravstvo / <i>Health</i>	101,11	98,59	100,44	101,09	100,38	100,69
07	Transport / <i>Transport</i>	104,15	99,90	99,60	95,23	96,41	105,17
08	Komunikacije / <i>Communication</i>	101,64	100,27	102,89	100,24	99,05	100,88
09	Rekreacija i kultura <i>Recreation and culture</i>	100,34	100,83	99,32	99,42	99,44	100,64
10	Obrazovanje / <i>Education</i>	99,96	101,23	100,63	102,04	101,11	100,68
11	Restorani i hoteli <i>Restaurants and hotels</i>	101,64	100,27	100,16	100,26	100,13	100,13
12	Ostala dobra i usluge / <i>Miscellaneous goods and serv.</i>	101,40	100,27	99,70	99,45	99,30	100,12
Neto kupovine u inozemstvu (minus) / Net purchases abroad (minus)		101,94	99,50	99,88	100,03	100,00	99,65
Izdaci za krajnju potrošnju kućanstava - nacionalni koncept <i>Households final consumption expenditure - national concept</i>		102,65	100,81	99,48	99,63	99,92	101,66

11.1 BRUTO INVESTICIJE U STALNA SREDSTVA, u cijenama 2010 (lančano povezane vrijedosti)
11.1 GROSS FIXED CAPITAL FORMATION, At prices of 2010 (chain-linked values)

tisuća KM/thousand KM

Namjena investicije Purpose of investment	2007	2008	2009	2010	2011	2012	2013	2014	2015	2016	2017
Strojevi i oprema / Machinery and equipment	2.151.111	2.459.618	1.861.959	1.773.437	1.953.491	1.819.725	1.805.167	2.154.550	2.179.351	2.298.943	2.486.709
Građevinski objekti / Construction	2.788.773	3.331.290	2.751.138	2.361.011	2.452.204	2.494.189	2.575.891	2.796.094	2.602.559	2.625.638	2.725.560
Ostale investicije / Other investment	322.362	328.025	338.157	275.644	265.153	456.742	337.714	307.712	287.394	266.826	274.981
Bruto investicije u stalna sredstva / Gross fixed capital formation	5.273.348	6.124.656	4.948.800	4.410.092	4.670.848	4.767.919	4.712.019	5.255.000	5.071.969	5.196.350	5.495.373

Lančano povezane vrijednosti nisu aditivne - agregirane razine se ne mogu dobiti izravno, kao zbir komponenti
 Chain linked values are not additive - the aggregation cannot be obtained directly as the sum of components

11.2 BRUTO INVESTICIJE U STALNA SREDSTVA, Deflatori
11.2 GROSS FIXED CAPITAL FORMATION, Deflators

Namjena investicije Purpose of investment	2007	2008	2009	2010	2011	2012	2013	2014	2015	2016	2017
Strojevi i oprema / Machinery and equipment	-	97,26	96,66	99,52	103,81	100,81	100,15	99,99	98,46	99,69	103,32
Građevinski objekti / Construction	-	108,47	100,24	101,22	104,31	96,42	98,97	98,95	99,64	99,10	102,91
Ostale investicije / Other investment	-	107,43	99,62	102,12	102,31	102,05	99,90	99,10	99,00	98,91	101,30
Bruto investicije u stalna sredstva / Gross fixed capital formation	-	103,47	98,81	100,59	103,99	98,62	99,50	99,40	99,08	99,35	103,02

