



SAOPĆENJE

FIRST RELEASE



Molimo korisnike da prilikom upotrebe podataka obavezno navedu izvor
Users are kindly requested to mention the data source

GODINA/ YEAR III

SARAJEVO, 21.05. 2018.

BROJ/ NUMBER 2

INFORMACIONO DRUŠTVO

INFORMATION SOCIETY

ELEKTRONSKE KOMUNIKACIJE, drugi kvartal 2017.

ELECTRONIC COMMUNICATIONS, *the second quarter 2017.*

Ukupan broj aktivnih fiksnih telefonskih linija dominantnih operatora u drugom kvartalu 2017. godine iznosio je 677.737, što predstavlja pad od 4,6 % u odnosu na drugi kvartal 2016. godine.

Total number of fixed telephone lines of dominant operators in the second quarter 2017 was 677.737 which represents a decrease of 4,6% compared to the second quarter 2016th.

Ukupni odlazni saobraćaj fiksne telefonske mreže u drugom kvartalu 2017. godine iznosio je 455.175.167 minuta, što pokazuje pad od 7,9% u odnosu na drugi kvartal 2016. godine.

The total traffic of fixed telephone network in the second quarter 2017 was 455.175.167 minutes which shows a decrease of 7,9% compared the second quarter 2016th.

Broj pretplatnika mobilne mreže u drugom kvartalu 2017. godine iznosio je 3.319.084 i bilježi rast od 2,2 % u odnosu na drugi kvartal 2016. godine. Ukupni odlazni saobraćaj mobilne mreže u drugom kvartalu 2017. godine iznosio je 594.650.077 minuta, što predstavlja pad od 6,1 % u odnosu na drugi kvartal 2016. godine.

Total mobile telephone subscribers in the second quarter 2017 was 3.319.084 which shows an increase of 2,2% compared to the second quarter 2016th year. The total traffic of mobile telephone network in the second quarter 2017 was 594.650.077 minutes which represents a decrease of 6,1% compared to the second quarter 2016th year.

Broj poslanih SMS poruka u drugom kvartalu 2017. godine manji je za 22,6%, dok je broj poslanih MMS poruka manji za 2,2% u odnosu na drugom kvartal 2016. godine.

Number of SMS messages sent in the second quarter 2017 decreased by 22,6%, while the number of MMS messages sent decreased by 2,2% compared to the second quarter 2016th.

Ukupan broj internet priključaka putem fiksne mreže u drugom kvartalu 2017. godine iznosio je 671.068 i bilježi rast od 5,3% u odnosu na drugi kvartal 2016. godine

The total number of Internet connections via the fixed network in the second quarter of 2017 was 671.068 an increase of 5,3% compared the second quarter of 2016.

1.FIKSNA TELEFONSKA MREŽA

Tabela 1.1 Fiksna telefonska mreža

Table. 1. 1. Fixed telephone network

| | II | II | I | II | II 2017 | II 2017 | |
|--|---------|---------|---------|---------|------------------|---------|---|
| | Kvartal | Kvartal | Kvartal | Kvartal | II 2016 | I 2017 | |
| | 2015. | 2016. | 2017. | | Indeksi/Indicies | | |
| Ukupan broj aktivnih fiksnih telefonskih linija incumbent ¹ operatera | 744.936 | 710.178 | 683.984 | 677.737 | 95,4 | 99,08 | Total number of fixed telephone lines of incumbenm ¹ operators |
| Broj novih operatera fiksne telefonije | 13 | 13 | 12 | 12 | 92,3 | 100,0 | The number of new fixed telephony operator |
| Ukupan broj vlastitih pretplatnika novih operatera | 77.950 | 97.478 | 107.140 | 111.364 | 114,2 | 103,9 | The total number of own subscribers to new operators |
| Ukupan broj pretplatnika alternativnih operatera sa indirektnim pristupom | 41.681 | 40.114 | 38.672 | 38.535 | 99,1 | 99,6 | Alternative operators - Number of Indirect Access Subscribers |
| Ukupan broj prenesenih brojeva | 25.776 | 40.102 | 54.223 | 58.603 | 146,1 | 108,1 | The total number of transferred fixed numbers |

Izvor podataka: Regulatorna agencija za komunikacije Bosne i Hercegovine (RAK BiH)

Data source: Communication Regulatory Agency of Bosnia and Herzegovina (CRA BiH)

Grafikon 1.1 Fiksna telefonska mreža- Ukupan broj aktivnih fiksnih telefonskih linija inkumbent operatera

Graph 1.1 Fixed telephone network- Total number of fixed telephone lines of incumbent operator

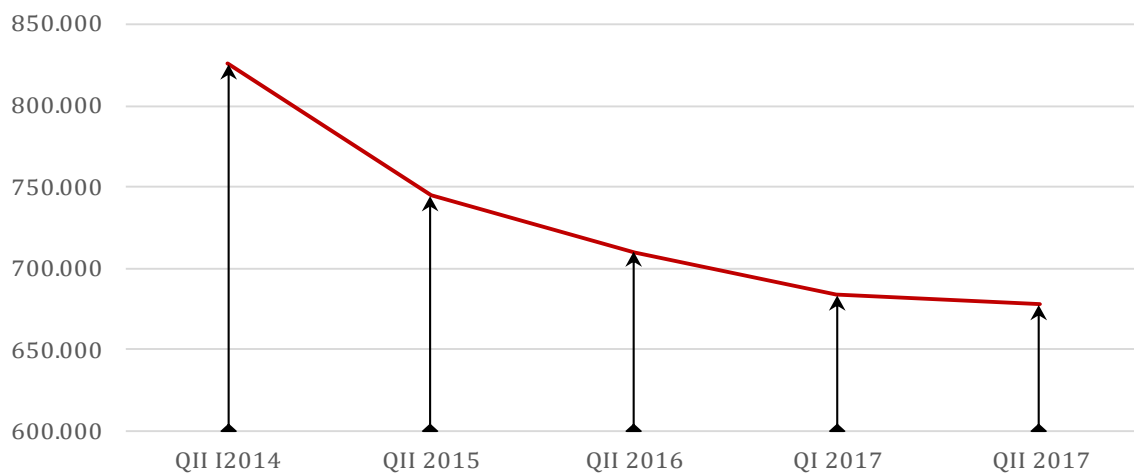


Tabela 1.2. Odlazni saobraćaj operatera fiksne telefonije
Table 1.2 Outgoing traffic fixed - line operator

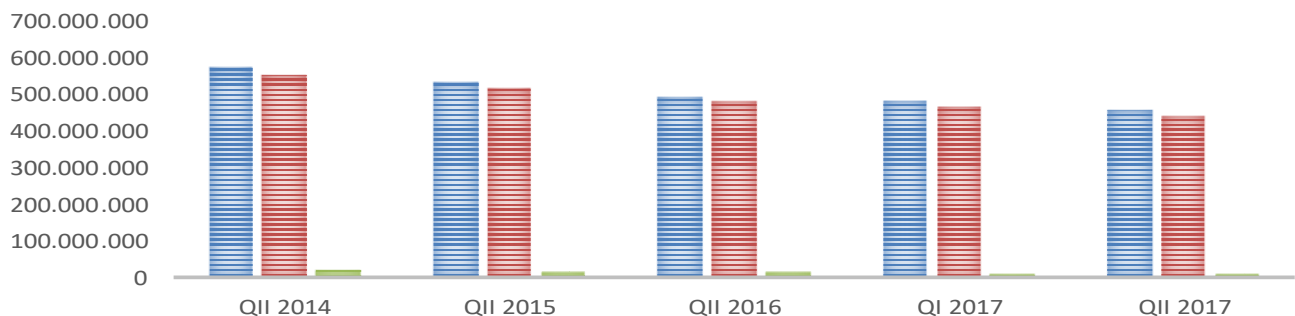
| Odlazni saobraćaj operatera u milionama minuta | II kvartal/ quarter | II kvartal/ quarter | II kvartal/ quarter | I kvartal/ quarter | II kvartal/ quarter | Outgoing traffic operators in millions of minutes |
|--|------------------------|------------------------|------------------------|-----------------------|------------------------|---|
| | 2014 | 2015 | 2016 | 2017 | 2017 | |
| Ukupno odlazni saobraćaj operatera fiksne telefonije | 574.098.494 | 533.380.593 | 494.017.927 | 482.453.309 | 455.175.167 | Outgoing total traffic fixed Networks operators |
| Ukupni domaći odlazni saobraćaj | 555.539.549 | 517.493.047 | 480.658.109 | 469.951.257 | 443.466.685 | Outgoing domestic traffic |
| Ukupni međunarodni odlazni telefonski saobraćaj | 18.558.945 | 15.887.546 | 13.359.818 | 12.502.052 | 11.708.482 | Interantional outgoing fixed telephone traffic |

Izvor podataka: Regulatorna agencija za komunikacije Bosne i Hercegovine (RAK BiH)
 Data source: Communication Regulatory Agency of Bosnia and Herzegovina (CRA BiH)

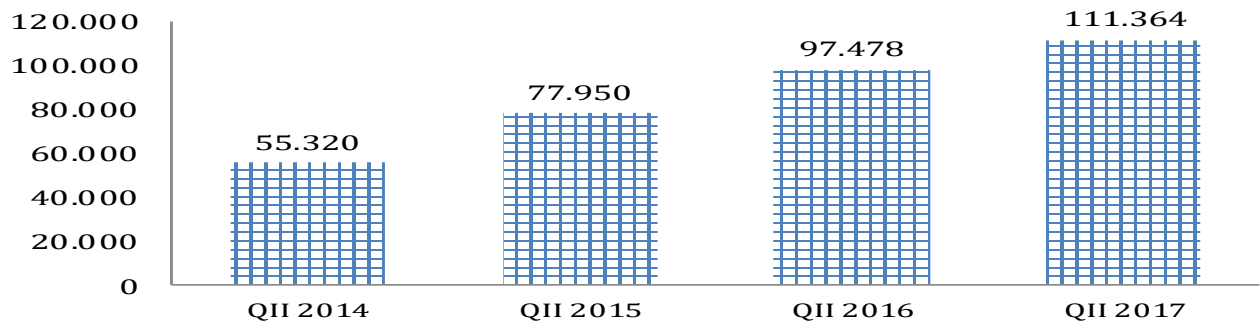
| Indeksi po indikatorima odlaznog saobraćaja operatera fiksne telefonije | II 2017 II 2015 | II 2017 II 2016 | II 2017 I 2017 | Indicies by indicators outgoing traffic fixed-line operator |
|---|--|--------------------|-------------------|---|
| | Ukupno odlazni saobraćaj operatera fiksne telefonije | 85,3 | 92,1 | |
| Ukupni domaći odlazni saobraćaj | 85,7 | 92,3 | 94,7 | Outgoing domestic traffic |
| Ukupni međunarodni odlazni telefonski saobraćaj | 73,7 | 87,6 | 93,7 | Interantional outgoing fixed telephone traffic |

Grafikon 1.2. Saobraćaj ostvaren putem fiksne telefonske mreže
Graph 1.2 Traffic accomplished via fixed telephone network

- Ukupni odlazni saobraćaj operatera fiksne telefonije(u minutama) / Outgoing total traffic fixed networksoperators (in minutes)
- Ukupni domaći odlazni saobraćaj(u minutama) / Outgoing domestic traffic (in minutes)
- Ukupan međunarodni odlazni telefonski saobraćaj(u minutama) / Interantional outgoing fixed telephone traffic (in minutes)



Grafikon 1.3. Ukupan broj vlastitih pretplatnika novih operatera
Graph 1.3 Alternative operators- Total number of direct access subscriber



▣ Ukupan broj vlastitih pretplatnika novih operatera
 Alternative operators – Total number of Direct Access Subscriber

2.MOBILNA TELEFONSKA MREŽA

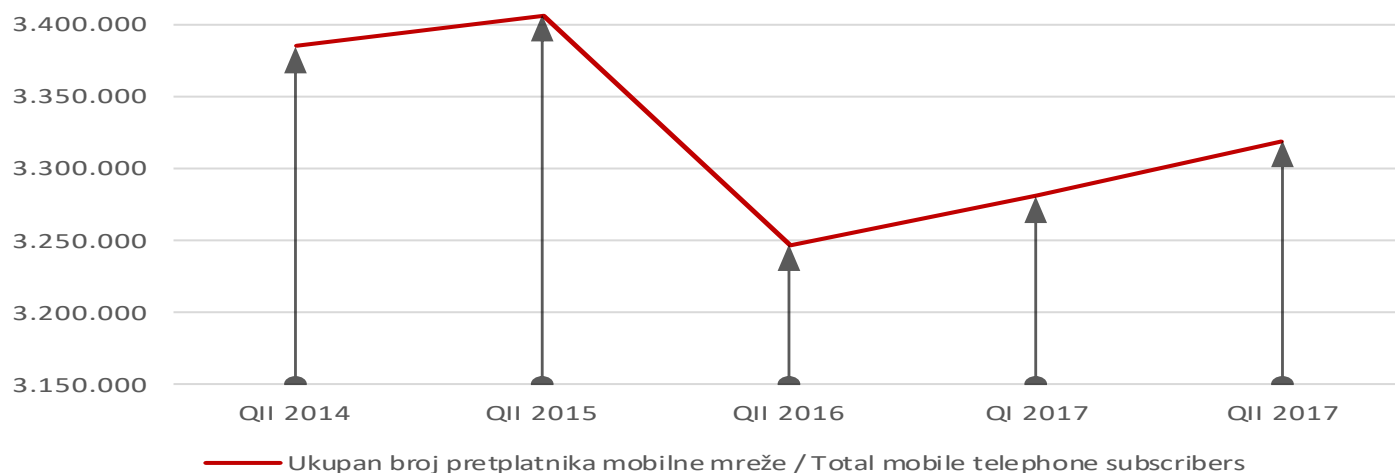
Tabela 2. Mobilna telefonska mreža
Table 2. Mobile telephone network

| | I Kvartal quarter | II Kvartal quarter | I Kvartal quarter | II Kvartal quarter | II 2017 II 2016 | II 2017 I 2017 | |
|---|-------------------------|--------------------------|-------------------------|--------------------------|--------------------|-------------------|---|
| | 2015. | 2016. | 2017. | 2017. | Indeksi/Indices | | |
| Ukupan broj pretplatnika mobilne mreže | 3.407.144 | 3.247.236 | 3.281.402 | 3.319.084 | 102,2 | 101,1 | Total number mobile telephone subscribers |
| Penetracija mobilne telefonije | 88,68 | 84,84% | 92,93% | 93,99% | 110,8 | 107,6 | Penetration of mobile telephony |
| Ukupan broj prenesenih brojeva | 20.720 | 33.842 | 43.554 | 46.126 | 136,3 | 105,9 | The total number of transferred numbers |
| Ukupan odlazni saobraćaj operatora mobilne telefonije (minutama) | 685.074.191 | 633.506.883 | 557.631.668 | 594.650.077 | 93,9 | 106,6 | Total outgoing traffic of mobile operators (in minutes) |
| Broj poslatih SMS poruka | 266.311.828 | 209.836.101 | 168.611.585 | 162.394.070 | 77,4 | 96,3 | SMS sent |
| Broj poslatih MMS poruka | 316.360 | 299.703 | 267.059 | 293.113 | 97,8 | 109,8 | MMS sent |

Izvor podataka: Regulatorna agencija za komunikacije Bosne i Hercegovine (RAK BiH)
 Data source: Communication Regulatory Agency of Bosnia and Herzegovina (CRA BiH)

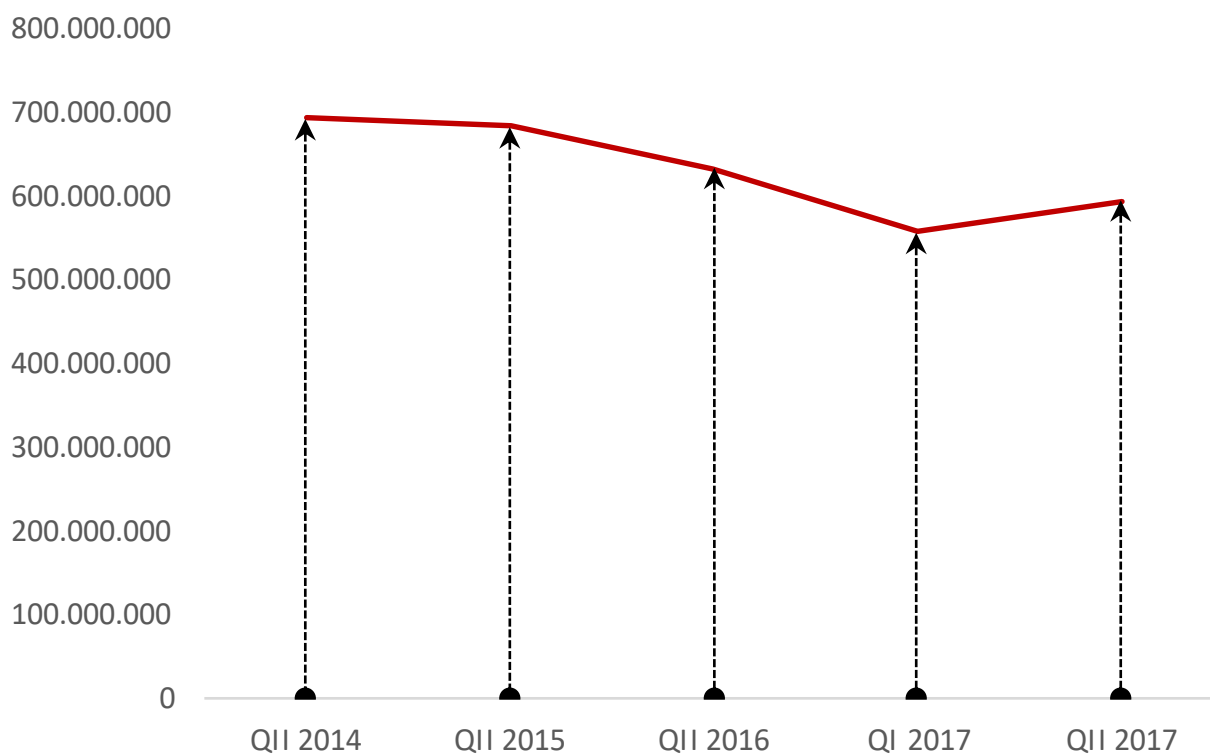
Grafikon 2.1. Broj pretplatnika mobilne mreže

Graph.2.1 Mobile telephone subscribers



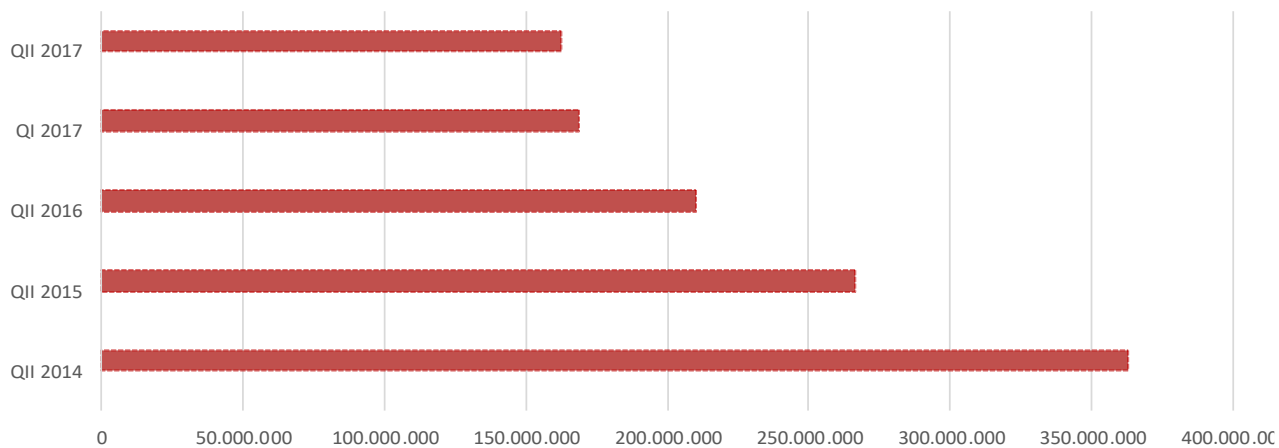
Grafikon 2.2. Odlazni saobraćaj mobilne telefonije, u minutama.

Graph.2.2 Outgoing traffic of mobile operators, in minutes.



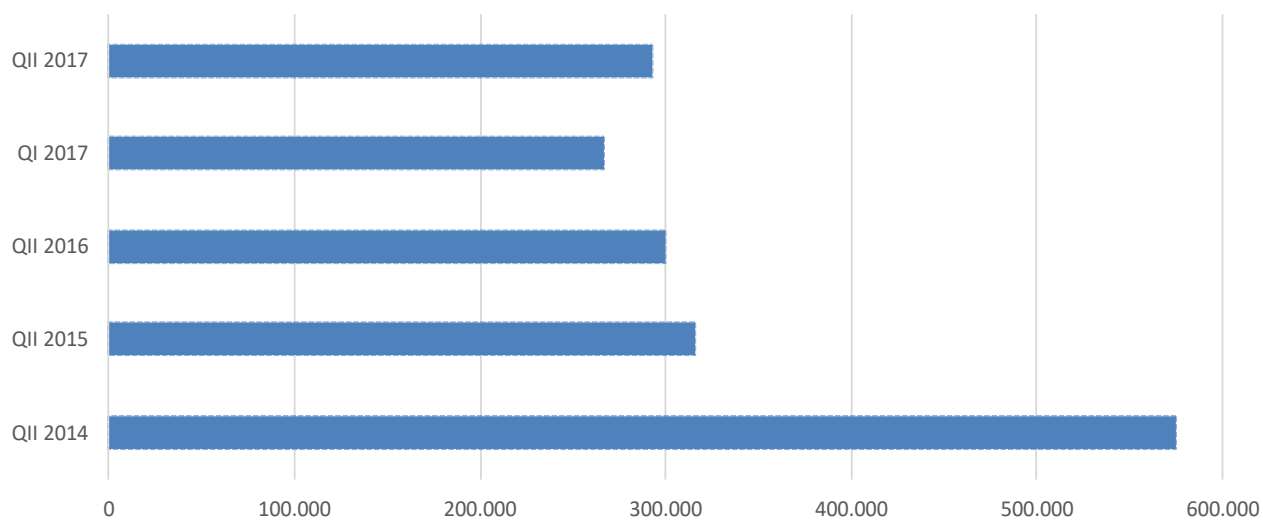
Grafikon 2.3. Broj poslatih SMS poruka

Graph.2.3. SMS sent

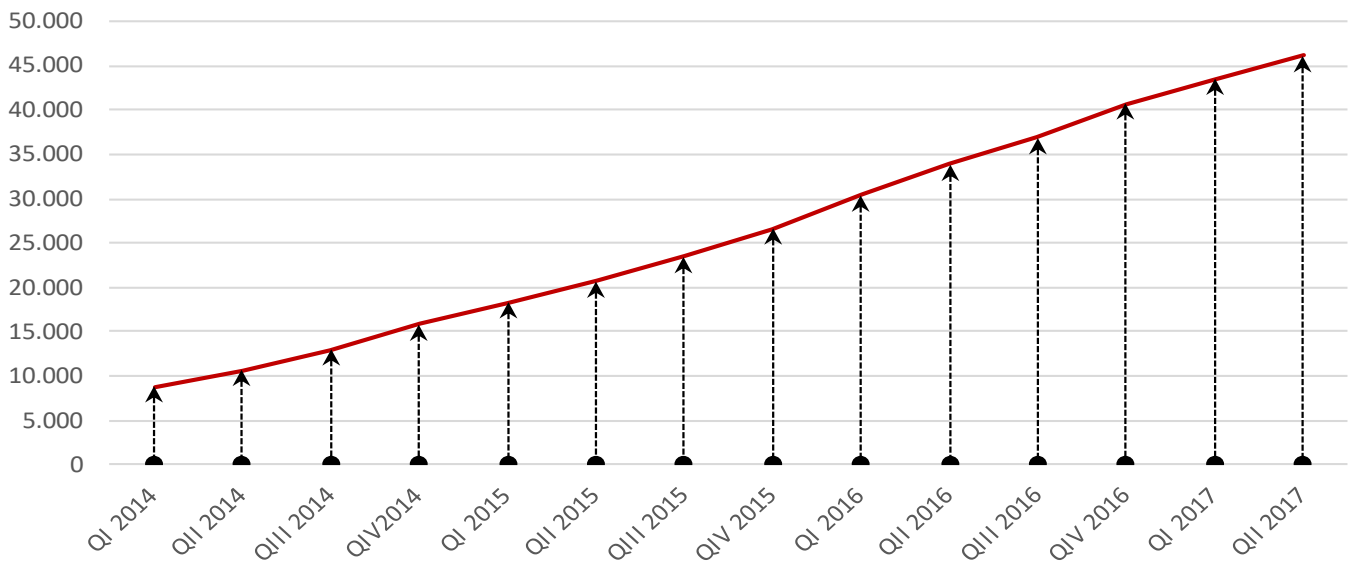


Grafikon 2.4. Broj poslatih MMS poruka

Graph.2.4. MMS sent



Grafikon 2.4. Ukupan broj prenesenih brojeva
Graph.2.4. The total number of transferred numbers



3. PRISTUP INTERNETU

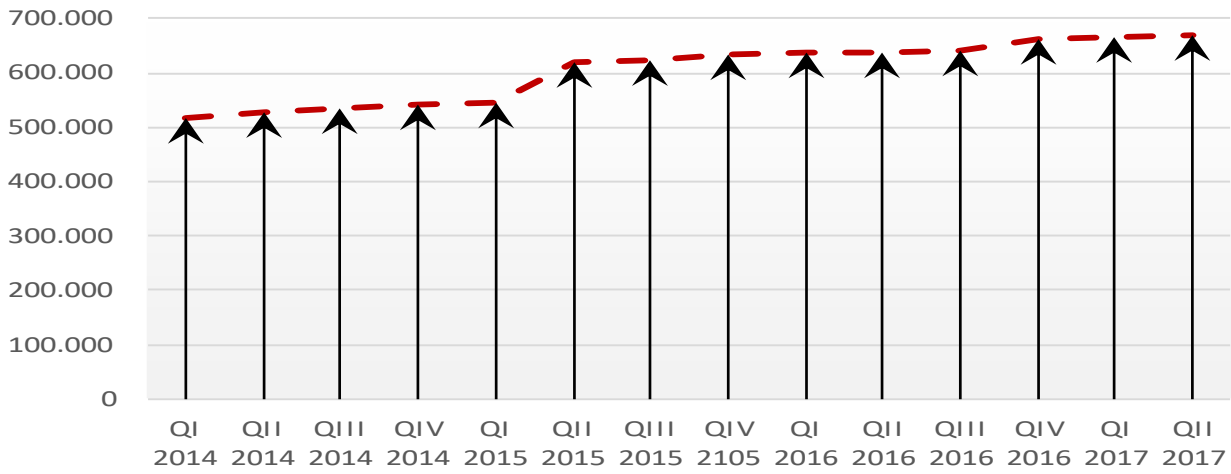
Tabela 3. Pristup internetu
Table 3. Internet access

| | II Kvartal quarter 2015 | II Kvartal quarter 2016 | I Kvartal quarter 2017 | II Kvartal quarter 2017 | II 2017 II 2016 | II 2017 I 2017 | |
|--|----------------------------------|----------------------------------|---------------------------------|----------------------------------|--------------------|-------------------|--|
| | | | | | Indeksi/Indicies | | |
| Ukupan broj priključaka širokopolasnog pristupa internetu putem fiksne mreže | 544.483 | 637.039 | 666.344 | 671.068 | 105,3 | 100,7 | Total number of broadband subscribers |
| Broj xDSL priključaka | 292.656 | 375.991 | 388.508 | 389.310 | 103,5 | 100,2 | Number of subscribers using xDSL connection |
| Broj priključaka putem kablovske mreže | 191.316 | 203.843 | 218.225 | 221.559 | 108,7 | 101,5 | Number of subscribers by cable network |
| Broj priključaka fiksni bežični pristup | 58.510 | 55.049 | 57.214 | 57.661 | 104,7 | 100,8 | Number of subscribers fixed wireless connection |
| Broj priključaka putem iznajmljene linije | 1.290 | 1.255 | 1.220 | 1.206 | 96,1 | 98,9 | Number of subscribers via leased lines |
| Broj priključaka FTTx | 432 | 659 | 1.019 | 894 | 135,7 | 87,7 | Number of subscribers via FTTx connection |
| Broj priključaka putem ostalih tehnologija | 279 | 242 | 158 | 438 | 181,0 | 272,2 | Number of subscribers using other technologies |
| Stopa penetracije korisnika interneta putem fiksne mreže | 61,3% | 73,4% | 83,4% | 83,5% | 113,7 | 100,1 | Penetration rate of Internet users via the fixed network |

Izvor podataka: Regulatorna agencija za komunikacije Bosne i Hercegovine (RAK BiH)
 Data source: Communication Regulatory Agency of Bosnia and Herzegovina (CRA BiH)

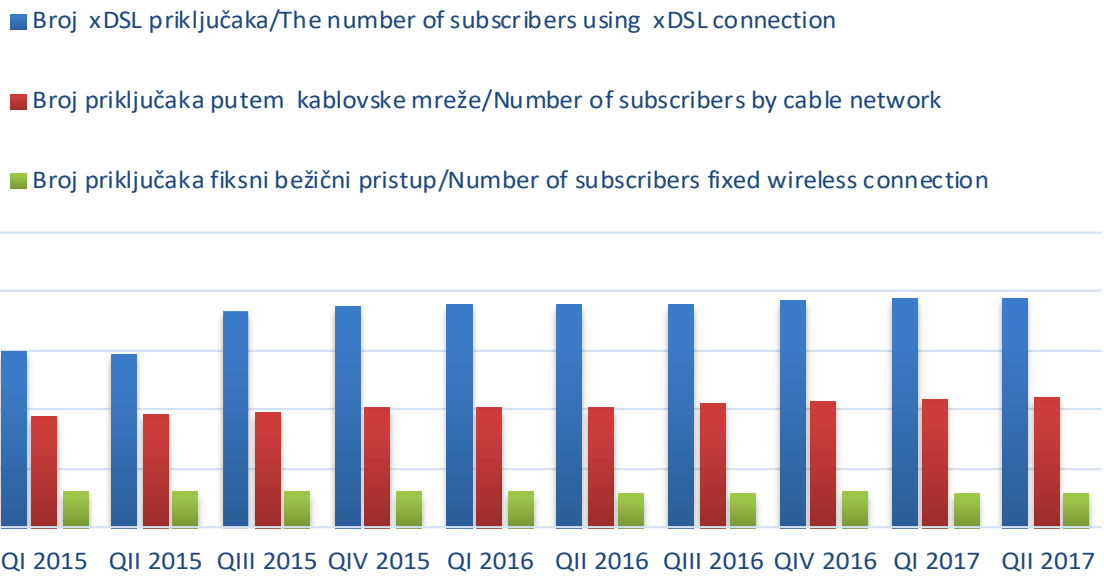
Grafikon 3.1 Ukupan broj priključaka pristupa internetu putem fiksne mreže

Graph 3.1 Number of broadband subscribers



Grafikon 3.2. Tip priključaka pristupa internetu putem fiksne mreže

Graph 3.2. Type connectors of Internet access connections via the fixed network



METODOLOŠKA OBJAŠNENJA

Izvor prikupljanja podataka

Podaci o telekomunikacionim uslugama preuzeti su od Regulatorne agencije za komunikacije Bosne i Hercegovine (RAK BiH)

Obuhvat

Telekomunikacione usluge obuhvataju saobraćaj ostvaren u fiksnoj i mobilnoj mreži

Unutrašnji saobraćaj u fiksnoj ili mobilnoj mreži obuhvata ukupno ostvaren saobraćaj unutar vlastite fiksne ili mobilne mreže prema drugim fiksnim i mobilnim mrežama.

Međunarodni saobraćaj obuhvata ukupno ostvaren saobraćaj u fiksnim i mobilnim mrežama koji počinje unutar Bosne i Hercegovine i završava izvan Bosne i Hercegovine.

DEFINICIJE

Telekomunikaciona usluga je usluga prijenosa, odašiljanja ili primanja znakova, signala, pisanog teksta, slika, govora i zvukova ili saopćenja bilo koje prirode koja se pruža žičnim, svjetlosnim, bežičnim ili drugim elektromagnetskim sistemima uključujući omogućavanje upotrebe tih sistema kao cjeline ili djelomično davanjem u najam, prodajom ili na neki drugi način.

Priključak je fizička mrežna priključna tačka preko koje korisnik pristupa javnoj komunikacionoj mreži, a uključuje sve tehničke načine pristupa, kao što su PSTN, ISDN, xDSL i sl

Preneseni brojevi su telefonski brojevi koji su preneseni u druge mreže.

FTTx je pristup širokopojasnim internet uslugama realizovan putem optičkog vlakna.

xDSL (Digitalna Pretplatnička Linija) je širokopojasni pristup internet uslugama realizovan putem upredene bakarne parice. Tu spadaju širokopojasne tehnologije kao što su ADSL, VDSL, HDSL, SDSL, itd.

Utrošene minute u fiksnoj i mobilnoj mreži obuhvataju ukupni saobraćaj ostvaren u unutrašnjem i međunarodnom saobraćaju izražen u jedinici vremena – minutama.

Fiksna mreža je telekomunikaciona mreža kod koje je međusobna povezanost svih elemenata ostvarena žično.

Mobilna mreža je telekomunikaciona mreža kod koje je međusobna povezanost nekih elemenata ostvarena bežično i time se omogućava uspostavljanje veza i u uslovima fizičkoga kretanja korisnika usluga te mreže.

SMS poruke (Short Message Service) su kratke tekstualne poruke.

MMS poruke (Multimedia Messaging Service) su poruke koje uključuju i multimedijalne sadržaje (npr. slike, muzika).

NOTES ON METHODOLOGY

Sources of data collection

Data on telecommunication services were picked up from Communication Regulatory Agency of Bosnia and Herzegovina (CRA BiH).

Coverage

Telecommunication services include traffic realized in fixed and mobile telephone network.

The domestic traffic in fixed and mobile network includes the total traffic realized in the own fixed and mobile network, the traffic directed to other fixed and mobile networks.

The international traffic includes the total traffic realized in the fixed and mobile network that starts within and ends outside the Bosnia and Herzegovina.

DEFINITIONS

Telecommunication service is a service of transfer, transmission or reception of signs, written text, pictures, speech, sounds or releasing of any kind rendered through wire, light, wireless or other electromagnetic systems, including the possibility of using those systems either as a whole or in part, through renting, sale or some other way.

Connection is a physical network connection point through which users access to a public communications network, and includes all the technical means of access such as PSTN, ISDN, xDSL, etc..

Ported numbers are phone numbers that have been transferred to other networks.

FTTx has access to broadband internet services realized through optical fibers.

xDSL (Digital Subscriber Line) is a broadband internet services realized via twisted copper pairs. These include broadband technologies such as ADSL, VDSL, HDSL, SDSL, etc.

Minutes spent in the fixed and mobile telephone network include the total traffic realized in the domestic and international traffic and measured by time units – minutes.

Fixed network is telecommunication network in which all elements are connected by using wires.

Mobile network is a telecommunication network in which some elements are not connected by using wires. In that way, a connection is possible even when users are physically moving.

SMS messages (Short Message Service) are short text messages.

MMS messages (Multimedia Messaging Service) are messages which include multimedia services (pictures, music).

Izdaje i štampa Agencija za statistiku Bosne i Hercegovine, 71000 Sarajevo, Zelenih beretki 26
Published and printed by the Agency for Statistics of the Bosnia and Herzegovina, 71000 Sarajevo, Zelenih beretki 26

Telefon/Phone: +387 (33) 911 911 · Telefaks/Telefax: +387 (33) 220 622
Elektronska pošta/E-mail : bhas@bhas.gov.ba · Internetska stranica/Web site: <http://www.bhas.ba>

Odgovara direktor: mr.sc. Velimir Jukić
Person responsible: mr.sc.Velimir Jukić Director

Saopćenje priredio: Dragan Jovović
Prepared by: Dragan Jovović

Podaci iz ovog saopćenja objavljuju se i na internetu
First Release data are also published on the Internet
