



# SAOPĆENJE

## FIRST RELEASE



Molimo korisnike da prilikom upotrebe podataka obavezno navedu izvor  
*Users are kindly requested to mention the data source*

GODINA/ YEAR IV

SARAJEVO, 28.09.2018.

BROJ/ NUMBER 2

## SAOBRAĆAJ TRANSPORT

### GRANIČNI PROMET ROBE I CESTOVNIH TERETNIH MOTORNIH VOZILA II kvartal 2018. ROAD CROSS-BORDER TRAFFIC OF FREIGHT MOTOR VEHICLES AND GOODS 2<sup>nd</sup> quarter 2018

U ulazu u Bosnu i Hercegovinu u drugom kvartalu 2018. godine ušlo je 11.296 teretnih motornih vozila, što je za 13,3% više u odnosu na drugi kvartal 2017. godine. Broj tranzitnih teretnih motornih vozila na ulazu u drugom kvartalu 2018. godine iznosi 7.871 vozila.

*There were 11.296 freight motor vehicles that arrived in Bosnia and Herzegovina in the second quarter of 2018, which represents an increase of 13,3% in comparison with the second quarter of 2017. Number of transit freight motor vehicles on entrance in the second quarter 2018 was 7.871 vehicles.*

U drugom kvartalu 2018. godine ušlo je 534.863 tona robe, što je za 9,0% više u poređenju sa drugim kvartalom prethodne godine.

*In road cross-border traffic there were 534.863 tonnes of goods that entered in the second quarter of 2018 which was by 9,0% more compared with second quarter of 2017.*

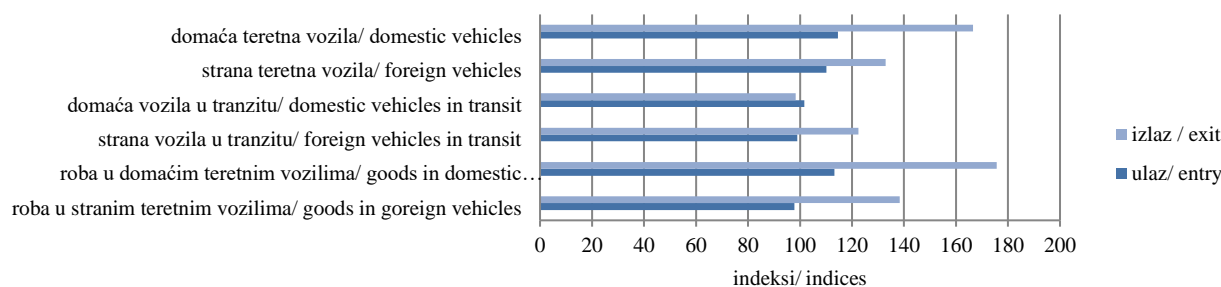
Na izlazu iz Bosne i Hercegovine u drugom kvartalu 2018. godine izašlo je 45.228 teretnih motornih vozila, što je za 54,6% više u odnosu na drugi kvartal 2017. godine. Broj tranzitnih teretnih motornih vozila na izlazu u drugom kvartalu 2018. godine iznosi 379.

*There were 45.228 freight motor vehicles that exited from Bosnia and Herzegovina in the second quarter of 2018. which represents an increase of 54,6% in comparison to the second quarter of 2017. Number of transit freight motor vehicles on exit in the second quarter 2018 was 379.*

U drugom kvartalu 2018. godine izašlo je 1.047.744 tona robe, što je za 62,7% više nego u drugom kvartalu prethodne godine.

*In road cross-border traffic there were 1.047.744 tonnes of goods that exited in the second quarter of 2018. which was by 62,7% more than in the second quarter of the previous year*

#### G.1. Cestovni granični promet teretnih motornih vozila i robe, ulaz i izlaz, II kvartal 2018/ II kvartal 2017. Road cross-border traffic of freight motor vehicles and goods, entry and exit, 2<sup>nd</sup> quarter 2018/ 2<sup>nd</sup> quarter 2017



**T.1. Cestovni granični promet teretnih motornih vozila i robe**
*Road cross-border traffic of freight motor vehicles and goods*

Registracija vozila	Ulaz/Entry			Izlaz/Exit			Vehicle's registration
	2017	2018	Indeks /index	2017	2018	Indeks /index	
	II kvartal 2 <sup>nd</sup> quarter	II kvartal 2 <sup>nd</sup> quarter	II 2018 II 2017	II kvartal 2 <sup>nd</sup> quarter	II kvartal 2 <sup>nd</sup> quarter	II 2018 II 2017	
Teretna vozila							<b>Freight vehicles</b>
UKUPNO	51.138	55.171	107,9	65.909	81.307	123,4	<b>TOTAL</b>
domaća	26.896	32.655	121,4	42.683	54.421	127,5	domestic
strana	24.242	22.516	92,9	23.226	26.886	115,8	foreign
Teretna vozila							<i>Freight vehicles</i>
Uvoz/ izvoz	9.971	11.296	113,3	29.247	45.228	154,6	<i>Import/ export</i>
domaća	6.997	8.018	114,6	18.919	31.504	166,5	domestic
strana	2.974	3.278	110,2	10.328	13.724	132,9	foreign
Teretna vozila							<i>Freight vehicles</i>
Tranzit	7.911	7.871	99,5	368	379	103,0	<i>Transit</i>
domaća	1.786	1.816	101,7	297	292	98,3	domestic
strana	6.125	6.055	98,9	71	87	122,5	foreign
Prazna teretna vozila	33.256	36.004	108,3	36.294	35.700	98,4	<i>Empty freight vehicles</i>
domaća	18.113	22.821	126,0	23.467	22.625	96,4	domestic
strana	15.143	13.183	87,1	12.827	13.075	101,9	foreign
Roba, hilj,t	491	535	109,0	644	1.048	162,7	<i>Goods, '000t</i>
domaća	355	402	113,2	422	741	175,6	domestic
strana	136	133	97,8	222	307	138,3	foreign
U teretnim vozilima							<i>In freight vehicles</i>
Uvoz/ izvoz, hilj,t	133	168	126,3	639	1.043	163,2	<i>Import/ export</i>
domaća	110	145	131,8	417	737	176,7	domestic
strana	23	23	100,0	222	306	137,8	foreign
U teretnim vozilima							<i>In freight vehicles</i>
Tranzit, hilj,t	358	367	102,5	5	5	100,0	<i>Transit, '000t</i>
domaća	244	257	105,3	5	4	80,0	domestic
strana	114	110	96,5	-	1		foreign

**T.2. Cestovni granični promet teretnih motornih vozila prema smjerovima kretanja, II kvartal 2018.**
*Road cross-border traffic of freight motor vehicles by directions, 2<sup>nd</sup> quarter 2018*

Registracija vozila	Ulaz/Entry			Izlaz/Exit			Vehicle's registration
	Teretna vozila sa teretom <i>Loaded freight motor vehicles</i>	Prazna teretna vozila <i>Empty freight vehicles</i>	Roba u teretnim vozilima, tona <i>Goods in freight vehicles, t</i>	Teretna vozila sa teretom <i>Loaded freight motor vehicles</i>	Prazna teretna vozila <i>Empty freight vehicles</i>	Roba u teretnim vozilima, tona <i>Goods in freight vehicles, t</i>	
<b>UKUPNO</b>	<b>19.167</b>	<b>36.004</b>	<b>534.863</b>	<b>45.607</b>	<b>35.700</b>	<b>1.047.744</b>	<b>TOTAL</b>
Preko bosanskohercegovačko-hrvatske granice	13.645	24.400	398.599	34.906	19.807	813.525	<i>Across Bosnia and Herzegovina- Croatia border</i>
Preko bosanskohercegovačko-srbijanske granice	4.430	8.409	98.351	8.541	15.316	189.345	<i>Across Bosnia and Herzegovina- Serbia border</i>
Preko bosanskohercegovačko-crnogorske granice	1.092	3.195	37.913	2.160	577	44.874	<i>Across Bosnia and Herzegovina- Montenegro border</i>

**T.3. Cestovni granični promet robe u teretnim motornim vozilima prema smjerovima kretanja i graničnim prijelazima***Road cross- border traffic of goods in freight motor vehicles, by directions and border crossings*

	Roba u teretnim vozilima, tona <i>Goods in freight vehicles, t</i>			
	II kvartal 2017. / 2 <sup>nd</sup> quarter 2017		II kvartal 2018. / 2 <sup>nd</sup> quarter 2018	
	Ulaz <i>Entry</i>	Izlaz <i>Exit</i>	Ulaz <i>Entry</i>	Izlaz <i>Exit</i>
Ukupno Total	<b>491.738</b>	<b>644.312</b>	<b>534.863</b>	<b>1.047.744</b>
<b>Preko bosanskohercegovačko-hrvatske granice/ Across Bosnia and Herzegovina- Croatia border</b>	<b>369.540</b>	<b>462.101</b>	<b>398.599</b>	<b>813.525</b>
Bijača	24.037	19.510	23.103	21.010
Brčko	2.150	13.050	2.449	14.988
Bosanski Brod	92.141	67.895	95.817	77.080
Gorica	64.709	5.719	61.381	10.447
Gradina	16.642	36.192	16.543	47.466
Gradiška	47.077	73.190	55.237	96.837
Hukića Brdo	21.930	494	25.110	322
Izačić	17.388	46.754	14.217	55.859
Kamensko	55.169	45.291	74.568	45.226
Orašje	13.546	85.367	17.335	204.911
Šamac	11.137	62.208	8.308	218.137
Strmica	3.610	6.430	4.530	11.042
Ivanjica	2	1	1	10.200
<b>Preko bosanskohercegovačko-srbijanske granice/ Across Bosnia and Herzegovina- Serbia border</b>	<b>92.396</b>	<b>145.957</b>	<b>98.351</b>	<b>189.345</b>
Karakaj	11.640	62.984	16.775	80.189
Pavlovića Most	7.555	12.682	6.673	19.730
Rača	29.168	42.543	24.940	58.653
Uvac	1.185	15.028	2.530	19.318
Vardište	42.848	12.720	47.433	11.455
<b>Preko bosanskohercegovačko- crnogorske granice/ Across Bosnia and Herzegovina- Montenegro border</b>	<b>21.061</b>	<b>36.037</b>	<b>37.913</b>	<b>44.874</b>
Deluša	27	18.493	20.203	26.922
Hum	83	58	34	72
Klobuk	20.299	16.337	17.232	16.921
Metaljka	652	1.150	444	959

**T.4. Cestovni granični promet teretnih motornih vozila prema smjerovima kretanja i graničnim prijelazima (ulaz)**
*Road cross – border traffic of freight motor vehicles, by directions and border crossings(entry)*

	<b>Ulaz</b> <i>Entry</i>			
	II kvartal 2017. / <i>2<sup>nd</sup> quarter 2017</i>		II kvartal 2018. / <i>2<sup>nd</sup> quarter 2018</i>	
	<b>Teretna vozila sa teretom</b> <i>Loaded freight vehicles</i>	<b>Prazna teretna vozila</b> <i>Empty freight vehicles</i>	<b>Teretna vozila sa teretom</b> <i>Loaded freight vehicles</i>	<b>Prazna teretna vozila</b> <i>Empty freight vehicles</i>
<b>Ukupno</b> <i>Total</i>	<b>17.882</b>	<b>33.256</b>	<b>19.167</b>	<b>36.004</b>
<b>Preko bosanskohercegovačko-hrvatske granice/ Across Bosnia and Herzegovina- Croatia border</b>	<b>12.355</b>	<b>21.567</b>	<b>13.645</b>	<b>24.400</b>
Bijača	722	2.131	624	2.254
Brčko	421	619	446	480
Bosanski Brod	2.689	31	2.991	3
Gorica	1.045	816	966	634
Gradina	639	1.875	723	1.615
Gradiška	2.400	13	2.708	491
Hukića Brdo	528	159	562	69
Izačić	594	1.156	528	1.066
Kamensko	2.147	2.621	2.746	2.459
Orašje	614	5.498	806	6.713
Šamac	472	5.883	476	7.915
Strmica	76	514	62	97
Ivanjica	8	129	7	534
Osoje		122		70
<b>Preko bosanskohercegovačko-srbijanske granice/ Across Bosnia and Herzegovina- Serbia border</b>	<b>4.964</b>	<b>9.573</b>	<b>4.430</b>	<b>8.409</b>
Karakaj	638	4.089	710	3.748
Pavlovića Most	467	3.697	475	3.270
Rača	2.568	586	1.968	680
Uvac	122	163	122	134
Vardište	1.169	5	1.155	6
Bratunac		791		400
Skelani		242		171
<b>Preko bosanskohercegovačko- crnogorske granice/ Across Bosnia and Herzegovina- Montenegro border</b>	<b>412</b>	<b>2.116</b>	<b>1.092</b>	<b>3.195</b>
Deluša	32		716	
Hum	74	804	87	1.222
Klobuk	267	1.035	251	1.726
Metaljka	39	277	38	247

**T.5. Cestovni granični promet teretnih motornih vozila prema smjerovima kretanja i graničnim prijelazima (izlaz)**
*Road cross – border traffic of freight motor vehicles, by directions and border crossings(exit)*

	<b>Izlaz</b> Exit			
	II kvartal 2017. / 2 <sup>nd</sup> quarter 2017		II kvartal 2018. / 2 <sup>nd</sup> quarter 2018	
	<b>Teretna vozila sa teretom</b> <i>Loaded freight vehicles</i>	<b>Prazna teretna vozila</b> <i>Empty freight vehicles</i>	<b>Teretna vozila sa teretom</b> <i>Loaded freight vehicles</i>	<b>Prazna teretna vozila</b> <i>Empty freight vehicles</i>
<b>Ukupno</b> <i>Total</i>	<b>29.615</b>	<b>36.294</b>	<b>45.607</b>	<b>35.700</b>
<b>Preko bosanskohercegovačko-hrvatske granice/ Across Bosnia and Herzegovina- Croatia border</b>	<b>21.184</b>	<b>21.016</b>	<b>34.906</b>	<b>19.807</b>
Bijača	1.063	6.806	1.102	6.899
Brčko	565	2.016	636	2.271
Bosanski Brod	3.040	3	3.523	
Gorica	381	1.481	550	1.117
Gradina	1.680	2.857	1.779	1.903
Gradiška	3.481	95	4.537	478
Hukića Brdo	159	197	197	52
Izačić	2.351	3.487	2.735	3.496
Kamensko	1.983	17	2.062	
Orašje	3.590	2.899	8.140	2.803
Šamac	2.615	945	8.783	712
Strmica	270	70	464	9
Ivanjica	6	21	398	23
Osoje		122		44
<b>Preko bosanskohercegovačko-srbijanske granice/ Across Bosnia and Herzegovina- Serbia border</b>	<b>6.653</b>	<b>14.947</b>	<b>8.541</b>	<b>15.316</b>
Karakaj	2.724	6.108	3.451	6.359
Pavlovića Most	660	3.770	952	3.288
Rača	2.046	4.241	2.726	4.889
Uvac	580	58	810	23
Vardište	643	66	602	278
Bratunac		436		363
Skelani				116
<b>Preko bosanskohercegovačko- crnogorske granice/ Across Bosnia and Herzegovina- Montenegro border</b>	<b>1.741</b>	<b>331</b>	<b>2.160</b>	<b>577</b>
Deluša	801		1.165	
Hum	79	37	96	208
Klobuk	800	274	851	325
Metaljka	61	20	48	44

**T.6. Cestovni granični promet robe u teretnim motornim vozilima ( ulaz), prema zemljama registracije**
*Road cross-border traffic of goods in freight motor vehicles(entry), by country of registration*

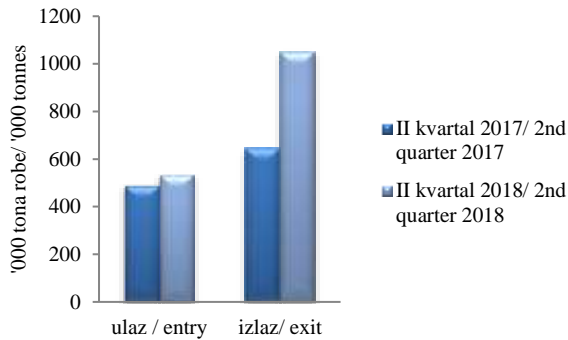
Zemlja registracije	Ulaz Entry				Country of registration
	II kvartal 2017. 2 <sup>nd</sup> quarter 2017		II kvartal 2018. 2 <sup>nd</sup> quarter 2018		
	Broj vozila sa teretom Number of loaded vehicles	Tona robe Tonnes of goods	Broj vozila sa teretom Number of loaded vehicles	Tona robe Tonnes of goods	
<b>Ukupno</b>			<b>19.167</b>	<b>534.863</b>	<b>Total</b>
Bosna i Hercegovina	8.783	355.421	9.834	402.100	Bosnia and Herzegovina
Strane zemlje	8.901	133.053	9.333	132.763	Foreign countries
Albanija	40	40	39	762	Albania
Andora	16	13	21	8	Andorra
Austrija	369	2.592	378	2.252	Austria
Bahrein	4	1			Bahrain
Belgija	43	255	57	140	Belgium
Bjelorusija	15	408			Belarus
Bugarska	172	2.337	161	2.248	Bulgaria
Crna Gora	250	9.837	353	8.968	Montenegro
Češka	73	589	67	515	Czech Republic
Danska	42	85	33	101	Denmark
Estonija	3	66	3	69	Estonia
Finska	1	12			Finland
Francuska	88	207	101	254	France
Grčka	1		2	10	Greece
Holandija	246	1.136	224	915	Netherlands
Hrvatska	1.533	31.176	1.616	28.193	Croatia
Italija	178	1.595	151	660	Italy
Litva	2	3			Lithuania
Luksemburg	17	37	16	50	Luxembourg
Mađarska	131	2.913	109	1.145	Hungary
Makedonija	457	10.013	358	8.311	FYR Macedonia
Moldavija	13	248	5	88	Moldova
Norveška	7	21	14	33	Norway
Njemačka	890	7.321	881	6.804	Germany
Poljska	173	2.019	169	1.725	Poland
Rumunija	77	863	55	795	Romania
Rusija	22	345	8	87	Russia Federation
SAD	13	45	9	19	USA
Slovačka	85	464	47	468	Slovakia
Slovenija	759	13.876	754	13.665	Slovenia
Srbija	1.888	28.096	2.043	30.603	Serbia
Španija	10	136	6	50	Spain
Švedska	121	1.793	164	511	Sweden
Švicarska	524	1.793	551	1.851	Switzerland
Turska	606	12.230	613	15.639	Turkey
Ukrajina	24	458	41	764	Ukraine
Velika Britanija	8	32	12	29	
Ostale zemlje	198	3.256	272	5.031	Other countries

**T.7. Cestovni granični promet robe u teretnim motornim vozilima ( izlaz), prema zemljama registracije**
*Road cross-border traffic of goods in freight motor vehicles(exit), by country of registration*

Zemlja registracije	Izlaz Exit				Country of registration
	II kvartal 2017. 2 <sup>nd</sup> quarter 2017		II kvartal 2018. 2 <sup>nd</sup> quarter 2018		
	Broj vozila sa teretom Number of loaded vehicles	Tona robe Tonnes of goods	Broj vozila sa teretom Number of loaded vehicles	Tona robe Tonnes of goods	
<b>Ukupno</b>			<b>45.607</b>	<b>1.047.744</b>	<b>Total</b>
Bosna i Hercegovina	19.216	421.826	31.796	740.872	Bosnia and Herzegovina
Strane zemlje	10.184	217.903	13.811	306.872	Foreign countries
Albanija	31	768	9	220	Albania
Andora	24	73	21	52	Andorra
Austrija	27	16	21	12	Austria
Bahrein	8	78			Bahrain
Belgija	7	37	3	10	Belgium
Bugarska	111	2.424	78	1.517	Bulgaria
Crna Gora	767	18.484	976	23.252	Montenegro
Češka	8	1	10	117	Czech Republic
Danska			2	3	Denmark
Francuska	3	1	4	1	France
Holandija	7	55	17	84	Netherlands
Hrvatska	4.270	94.213	6.630	156.130	Croatia
Italija	9	113	20	185	Italy
Litva	10	237			Lithuania
Mađarska	15	117	21	347	Hungary
Makedonija	136	3.047	72	1.599	FYR Macedonia
Moldavija	1	23	1	22	Moldova
Njemačka	41	54	61	88	Germany
Poljska	37	697	55	1.250	Poland
Rumunija	3	28	3	1	Romania
Rusija	6	106	6	111	Russia Federation
SAD			2	4	USA
Slovačka	26	544	4	47	Slovakia
Slovenija	1.068	23.751	1.074	23.072	Slovenia
Srbija	3.394	69.940	4.383	92.013	Serbia
Španija	1	27	2		Spain
Švedska	2	2			Sweeden
Švicarska	9	24	6	4	Switzerland
Turska	136	2.561	74	1.112	Turkey
Ukrajina	21	437	4	84	Ukraine
Velika Britanija	1		5	23	
Ostale zemlje	218	4.606	247	5.512	Other countries

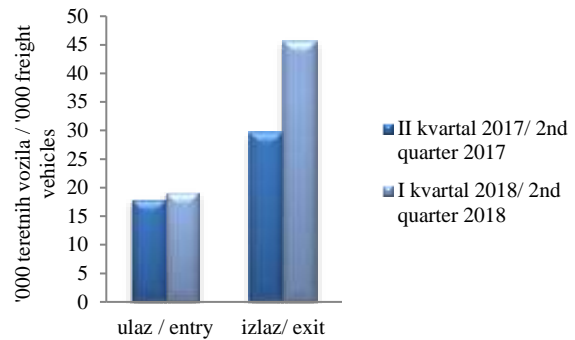
G.2. Cestovni granični promet robe u teretnim motornim vozilima, ulaz i izlaz

Road cross-border traffic of freight in motor vehicles, entry and exit



G.3. Cestovni granični promet teretnih motornih vozila sa teretom, ulaz i izlaz

Road cross-border traffic of loaded freight motor vehicles, entry and exit



## METODOLOŠKA OBJAŠNJENJA

### Izvori i metode prikupljanja

Svrha istraživanja je prikupiti podatke o radu pretovarnih preduzeća te prikupiti podatke o uvozu, izvozu, tranzitu, broju vozila na ulazu, broju vozila na izlazu, međunarodnom cestovnom prometu na ulazu, međunarodnom cestovnom prometu na izlazu. U obuhvat istraživanja o graničnom prometu teretnih motornih vozila uključeni su svi cestovni granični prijelazi na kojima postoji carinska ispostava. Podatke za cestovni granični promet teretnih motornih vozila i robe Agencija za statistiku BiH preuzela je od Uprave za indirektno oporezivanje BiH. Podaci obuhvataju sva cestovna teretna motorna vozila i robu koja je prešla granicu i ušla u državu Bosnu i Hercegovinu odnosno izašla iz Bosne i Hercegovine. Teretna cestovna motorna vozila razvrstavaju se prema zemlji u kojoj su registrovana i prate se prema smjervima kretanja i graničnim prijelazima.

### DEFINICIJE

**Granični prijelaz** je mjesto namjenjeno prijelazu državne granice. Granični prijelazi su međunarodni, međudržavni ili pogranični. Mogu biti cestovni, zračni, pomorski prijelazi i prijelazi na unutrašnjim vodenim putevima

**Granični prijelazi za međunarodni promet** namjenjeni su graničnom prometu građana države Bosne i Hercegovine i građanima drugih zemalja

**Granični prijelazi za pogranični promet** namjenjeni su graničnom prometu građana određenog područja države Bosne i Hercegovine i određenog područja susjedne zemlje prema međunarodnom sporazumu

**Roba na ulazu** je roba koja je ušla u carinsko područje države Bosne i Hercegovine, a **roba na izlazu** je roba koja napušta carinsko područje Bosne i Hercegovine

## NOTES OF METHODOLOGY

### Source and methods of data collection

The purpose of the research is to gather information on the work of transfer companies and gather information on the temporary import, temporary export, transit, the number of vehicles at the exit international road transport at the door, international road transport at the exit. Data on cross-border traffic of freight motor vehicles cover all border crossings where there are customs offices. Data for cross-border traffic of freight vehicles and goods Agency for Statistics of BiH has taken from the Indirect Taxation Authority BiH. Data includes all freight road vehicles and goods crossing the border and entering or exiting the Bosnia and Herzegovina. Freight motor vehicles are grouped according to a country of registration and monitored according to the directions of movement and border crossings.

### DEFINITION

Border crossing is a place intended for crossing the state border. Border crossings are international, interstate or local ones. They may be road, railway, air, maritime crossings or crossings on inland waterways.

Border crossings for the international traffic are intended for a cross-border traffic of citizens of the Bosnia and Herzegovina and citizens of other countries.

Border crossings for the local traffic are intended for a cross-border traffic of citizens from a certain area of the Bosnia and Herzegovina and a certain area of the neighbouring country according to the international agreement

Goods in entry are goods that entered the customs territory of the Bosnia and Herzegovina, while goods in exit are goods that exited from the customs territory of the Bosnia and Herzegovina.



**Teretno vozilo** je motorno vozilo kojim se prevozi roba i koje je evidentirano na ulazu u carinsko područje države Bosne i Hercegovine ili na izlazu iz carinskog područja države Bosne i Hercegovine od strane carinske uprave.

*Freight vehicle is a motor vehicle used for the transport of goods, which is recorded by the Customs Authority in the entry to the customs territory of the Bosnia and Herzegovina or in the exit from the customs territory of Bosnia and Herzegovina*

**Tranzit** označava prijevoz robe od carinarnice na teritoriji jedne strane ugovornice do druge carinarnice u istoj teritoriji, u skladu sa uslovima predviđenim nacionalnim zakonima i propisima te strane ugovornice.

*Transit means the transport of goods from the customs territory of one part to another office in the same territory, in accordance with the conditions provided for by national laws and regulations of that country*

#### **Skraćenice**

t                    tona  
'000 t            hiljade tona

#### **Abbreviations**

t                    tonne  
'000 t            '000 tonne

### **Izdaje i štampa Agencija za statistiku Bosne i Hercegovine, 71000 Sarajevo, Zelenih beretki 26**

*Published and printed by the Agency for Statistics of the Bosnia and Herzegovina, 71000 Sarajevo, Zelenih beretki 26*

Telefon/Phone: +387 (33) 911 911 · Telefaks/Telefax: +387 (33) 220 622

Elektronska pošta/E-mail : bhas@bhas.gov.ba · Internetska stranica/Web site: <http://www.bhas.ba>

#### **Odgovara direktor mr.sc. Velimir Jukić**

*Person responsible: mr.sc. Velimir Jukić, Director General*

#### **Saopćenje priredili: Emina Mehanović**

*Prepared by: Emina Mehanović*

#### **Podaci iz ovog saopćenja objavljuju se i na internet**

*First Release data are also published on the Internet*