



FIRST RELEASE



Users are kindly requested to mention the data source

GODINA XI

SARAJEVO, 04.10.2018.

BROJ 8

TOURISM STATISTICS

Tourism in BiH, August 2018

In August 2018 tourists realised 185,648 tourist arrivals in Bosnia and Hercegovina which represent the increase by 7.9% as compared to July 2018 and increase by 15.3% as compared to August 2017. Tourists realised 432,012 tourist nights which represent the increase by 10.9% as compared to July 2018 and increase by 16.1% as compared to August 2017. Domestic tourists share of total number of overnight stays was 20.7% and foreign tourists share was 79.3%.

The number of domestic tourist nights increased by 2.6% as compared to July 2018 and increased by 17.8% as compared to August 2017. Foreign tourist nights increased by 15.0% as compared to July 2018 and increased by 15.6% as compared to August 2017.

Concerning the structure of foreign tourist nights in August 2018, the most of them (49.5%) were realised by tourists from: United Arab Emirates (9.9%), Saudi Arabia (8.1%), Italy (6.8%), Poland (5.5%), Turkey (5.1%), Serbia and Croatia (4.8%) and Slovenia (4.5%). Tourists from other countries realised 50.5% of tourist nights.

Regarding the average detention of foreign tourist stays in our country on the first place comes: Malta with average stay by 7.4 nights, Ireland with 4.3 nights, Estonia and Kuwait with 4.0 nights, Iceland with 3.9 nights France with (3.8%) and Izrael with (3.5.0%) nights.

Available rooms, apartments and camping sites for tourists in Bosnia and Hercegovina in August 2018 amounted to 20,818, which is 8.3% increase compared to August 2017. Number of available beds was 44.534 beds, which is increase by 7.3%, compared to the same month of 2017.

In August 2018, in the activity - Hotels and similar accommodation, number of rooms and apartments available to tourists amounted to 17,572, which is an increase of 6.8% compared to August 2017., and number of available beds amounted to 35.577 which is an increase of 5.0%, compared to the same month of the previous year.

Net occupancy rate of permanent beds was 34.2%.

According to the type of accommodation facility the highest number of nights was recorded in Hotels and similar accommodation with share of 89.9%.

Tourist nights by months August 2017 - August 2018

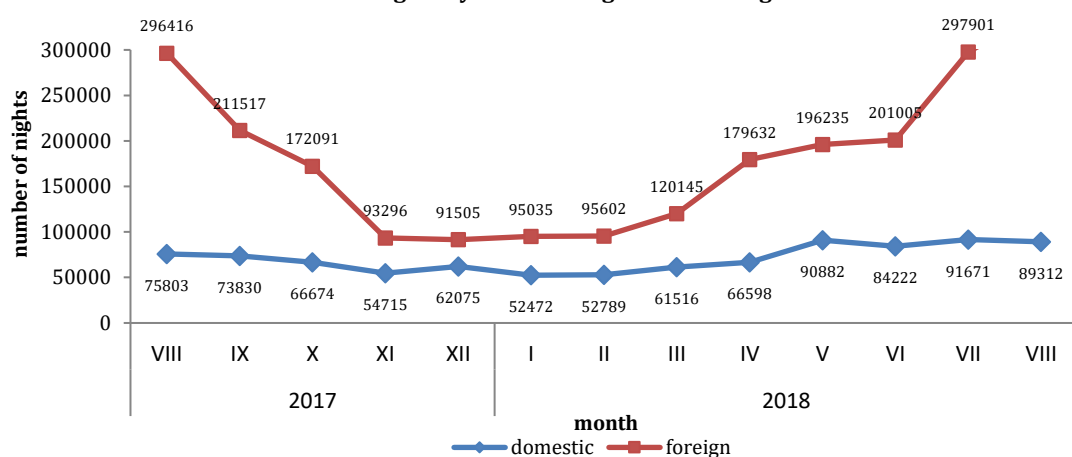
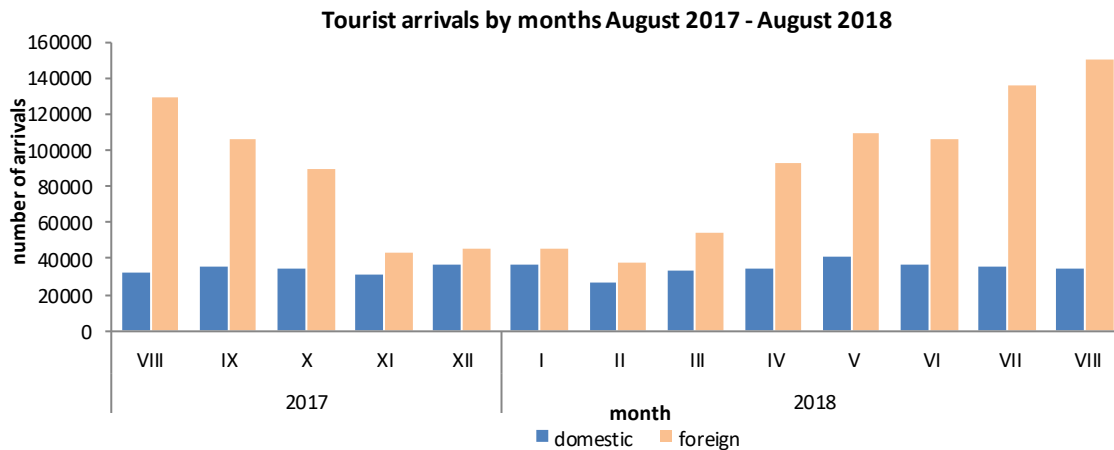


Table 1: Tourist arrivals and nights

	Arrivals					Nights					VIII 2018	
	VIII 2017*	VII 2018	VIII 2018	Indices VIII 2018 VII 2018	Indices VIII 2018 VIII 2017	VIII 2017*	VII 2018	VIII 2018	Indices VIII 2018 VII 2018	Indices VIII 2018 VIII 2017	Structure of nights %	Average number of nights by arrivals
TOTAL	160.993	172.102	185.648	107,9	115,3	372.219	389.572	432.012	110,9	116,1	100,0	2,3
Domestic tourist	32.086	35.732	34.782	97,3	108,4	75.803	91.671	89.312	97,4	117,8	20,7	2,6
Foreign tourist	128.907	136.370	150.866	110,6	117,0	296.416	297.901	342.700	115,0	115,6	79,3	2,3

*final data


Table 2: Foreign tourist arrivals and nights, by country of residence

	Arrivals					Nights					VIII 2018	
	VIII 2017*	VII 2018	VIII 2018	Indices VIII 2018 VII 2018	Indices VIII 2018 VIII 2017	VIII 2017*	VII 2018	VIII 2018	Indices VIII 2018 VII 2018	Indices VIII 2018 VIII 2017	Structure of nights %	Average number of nights by arrivals
TOTAL	128.907	136.370	150.866	110,6	117,0	296.416	297.901	342.700	115,0	115,6	100,0	2,3
Albania	250	292	405	138,7	162,0	673	460	857	186,3	127,3	0,3	2,1
Austria	3.303	2.708	3.471	128,2	105,1	6.710	5.714	7.181	125,7	107,0	2,1	2,1
Belgium	675	1.207	904	74,9	133,9	1.621	2.773	2.373	85,6	146,4	0,7	2,6
Bulgaria	457	390	357	91,5	78,1	753	713	862	120,9	114,5	0,3	2,4
Montenegro	1.088	1.217	1.392	114,4	127,9	2.828	2.844	3.408	119,8	120,5	1,0	2,4
Czech Republic	1.140	946	1.094	115,6	96,0	1.968	1.575	2.514	159,6	127,7	0,7	2,3
Denmark	511	1.207	591	49,0	115,7	1.165	2.833	1.786	63,0	153,3	0,5	3,0
Estonia	107	92	70	76,1	65,4	233	210	281	133,8	120,6	0,1	4,0
Finland	152	331	224	67,7	147,4	330	615	639	103,9	193,6	0,2	2,9
France	3.184	2.421	3.742	154,6	117,5	13.400	9.870	14.301	144,9	106,7	4,2	3,8
Greece	1.535	1.010	2.326	230,3	151,5	3.625	1.997	4.798	240,3	132,4	1,4	2,1
Netherlands	2.086	2.578	2.738	106,2	131,3	4.548	5.502	5.936	107,9	130,5	1,7	2,2
Croatia	7.410	6.300	8.752	138,9	118,1	14.248	11.952	16.381	137,1	115,0	4,8	1,9
Ireland	467	890	1.061	119,2	227,2	1.623	3.457	4.519	130,7	278,4	1,3	4,3
Iceland	28	57	79	138,6	282,1	66	117	307	262,4	465,2	0,1	3,9

(continued on next page)

(continued)

	Arrivals					Nights					VIII 2018	
	VIII 2017*	VII 2018	VIII 2018	Indices VIII 2018 VII 2018	Indices VIII 2018 VIII 2017	VIII 2017*	VII 2018	VIII 2018	Indices VIII 2018 VII 2018	Indices VIII 2018 VIII 2017	Structure of nights %	Average number of nights by arrivals
Italy	8563	4068	9396	231,0	109,7	22081	9376	23310	248,6	105,6	6,8	2,5
Cyprus	136	315	256	81,3	188,2	199	379	483	127,4	242,7	0,1	1,9
Latvia	142	151	200	132,5	140,8	382	286	520	181,8	136,1	0,2	2,6
Lithuania	165	224	255	113,8	154,5	261	264	356	134,8	136,4	0,1	1,4
Luxembourg	163	69	207	300,0	127,0	474	115	535	465,2	112,9	0,2	2,6
Hungary	1.743	1.871	2.635	140,8	151,2	4.551	3.420	5.371	157,0	118,0	1,6	2,0
FYR of Macedonia	535	633	634	100,2	118,5	1.123	1.226	1.482	120,9	132,0	0,4	2,3
Malta	254	131	230	175,6	90,6	1.801	396	1.695	428,0	94,1	0,5	7,4
Norway	445	968	590	61,0	132,6	894	2.034	1.382	67,9	154,6	0,4	2,3
Germany	5.105	5.178	6.617	127,8	129,6	11.448	11.908	14.592	122,5	127,5	4,3	2,2
Poland	7.189	8.212	7.415	90,3	103,1	17.964	25.528	18.917	74,1	105,3	5,5	2,6
Portugal	524	864	798	92,4	152,3	860	1.121	1.461	130,3	169,9	0,4	1,8
Romania	608	806	898	111,4	147,7	2.067	1.669	2.550	152,8	123,4	0,7	2,8
Russian Federation	656	500	578	115,6	88,1	1.303	904	1.272	140,7	97,6	0,4	2,2
Slovakia	588	757	920	121,5	156,5	1.242	1.556	1.728	111,1	139,1	0,5	1,9
Slovenia	6.407	4.748	8.207	172,9	128,1	11.968	10.693	15.304	143,1	127,9	4,5	1,9
Serbia	6.853	7.151	7.855	109,8	114,6	15.168	12.948	16.479	127,3	108,6	4,8	2,1
Spain	2.586	2.318	3.476	150,0	134,4	5.002	4.338	5.475	126,2	109,5	1,6	1,6
Switzerland (including Liechtenstein)	1.409	1.768	1.407	79,6	99,9	2.836	3.731	2.945	78,9	103,8	0,9	2,1
Sweden	1.293	2.843	1.435	50,5	111,0	3.031	6.781	3.285	48,4	108,4	1,0	2,3
Turkey	13.710	17.886	13.233	74,0	96,5	18.877	22.396	17.422	77,8	92,3	5,1	1,3
United Kingdom	1.883	1.556	2.221	142,7	118,0	4.386	3.493	4.971	142,3	113,3	1,5	2,2
Ukraine	218	274	364	132,8	167,0	424	534	855	160,1	201,7	0,2	2,3
Other European countries	275	621	499	80,4	181,5	598	1.302	1.293	99,3	216,2	0,4	2,6
Egypt	236	92	97	105,4	41,1	444	328	286	87,2	64,4	0,1	2,9
South Africa	31	130	69	53,1	222,6	56	287	180	62,7	321,4	0,1	2,6
Other African countries	205	280	226	80,7	110,2	481	698	706	101,1	146,8	0,2	3,1
Canada	858	1.022	802	78,5	93,5	1.911	2.034	1.607	79,0	84,1	0,5	2,0
USA	2.826	3.805	3.347	88,0	118,4	6.801	8.535	8.037	94,2	118,2	2,3	2,4
Other Northern American countries	115	134	68	50,7	59,1	228	299	151	50,5	66,2	0,0	2,2
Brazil	342	373	362	97,1	105,8	592	705	732	103,8	123,6	0,2	2,0
Other Southern and Central American countries	814	461	848	183,9	104,2	2.098	1.024	1.411	137,8	67,3	0,4	1,7
Bahrain ¹⁾	2.613	1.574	2.719	172,7	104,1	7.167	4.816	7.204	149,6	100,5	2,1	2,6
India	189	206	364	176,7	192,6	433	417	734	176,0	169,5	0,2	2,0
Iran	35	165	76	46,1	217,1	93	498	188	37,8	202,2	0,1	2,5
Israel	1.656	1.928	1.802	93,5	108,8	3.827	5.001	6.253	125,0	163,4	1,8	3,5
Japan	469	689	607	88,1	129,4	734	949	980	103,3	133,5	0,3	1,6
Republic of Korea	5.015	4.797	5.028	104,8	100,3	5.809	5.499	6.055	110,1	104,2	1,8	1,2
Qatar ¹⁾	630	976	1.025	105,0	162,7	2.405	3.657	3.048	83,3	126,7	0,9	3,0
China	2.562	4.166	4.564	109,6	178,1	3.082	5.019	5.950	118,5	193,1	1,7	1,3
Kuwait	3.248	1.711	2.644	154,5	81,4	13.107	5.820	10.481	180,1	80,0	3,1	4,0
Malaysia ²⁾	454	213	391	183,6	86,1	710	313	531	169,6	74,8	0,2	1,4
Oman ²⁾	2.484	3.569	2.126	59,6	85,6	6.594	9.193	5.422	59,0	82,2	1,6	2,6
Saudi Arabia	9.114	10.463	10.649	101,8	116,8	23.988	25.696	27.591	107,4	115,0	8,1	2,6
United Arab Emirates ¹⁾	7.802	10.113	10.755	106,3	137,8	25.120	32.647	33.930	103,9	135,1	9,9	3,2
Other Asian countries	1.556	1.930	2.645	137,0	170,0	4.480	3.787	7.188	189,8	160,4	2,1	2,7
Australia	1.496	1.761	1.808	102,7	120,9	2.889	3.224	3.585	111,2	124,1	1,0	2,0
New Zealand	195	205	237	115,6	121,5	335	349	418	119,8	124,8	0,1	1,8
Other countries of Oceania	119	49	75	153,1	63,0	301	76	206	271,1	68,4	0,1	2,7

1) The 2016 Bahrain, Qatar and United Arab Emirates are separately from Other Asian countries and presented individually

2) The 2017 Malaysia and Oman are separately from Other Asian countries and presented individually

*correct data

Foreign tourist nights and arrivals, by country of residence, August 2018

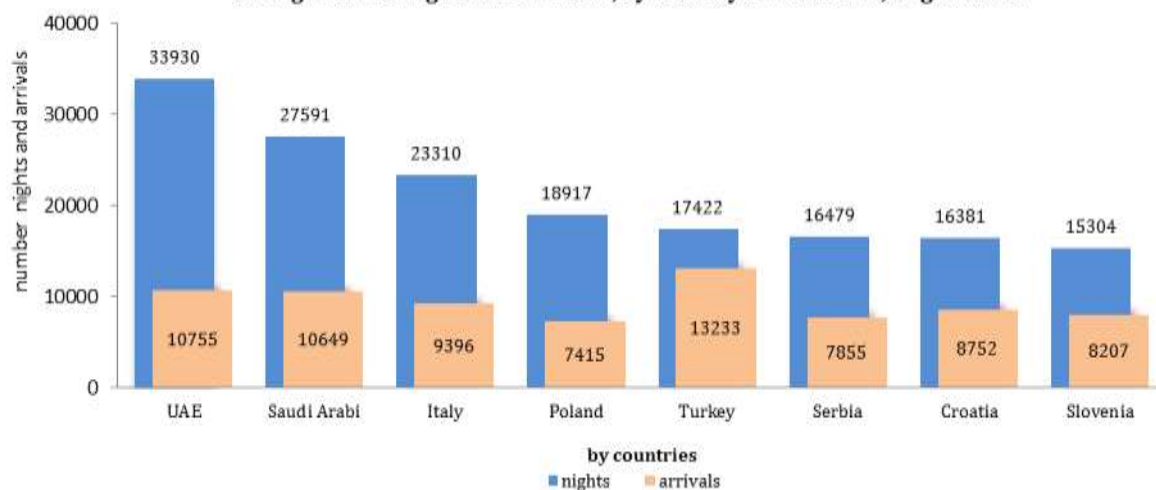


Table 3: Tourist arrivals and nights according to the classification of activities ¹⁾

	Arrivals					Nights					VIII 2018
	VIII 2017*	VII 2018	VIII 2018	Indices VIII 2018 VII 2018	Indices VIII 2018 VIII 2017	VIII 2017*	VII 2018	VIII 2018	Indices VIII 2018 VII 2018	Indices VIII 2018 VIII 2017	Structure of nights %
Total	160.993	172.102	185.648	107,9	115,3	372.219	389.572	432.012	110,9	116,1	100,0
Hotels and similar accommodation	146.425	157.134	168.722	107,4	115,2	335.144	351.373	388.594	110,6	115,9	89,9
Holiday and other short-stay accommodation	7.565	7.851	9.088	115,8	120,1	18.404	17.418	21.608	124,1	117,4	5,0
Camps and camping grounds	3.626	4.158	4.653	111,9	128,3	7.223	7.335	7.373	100,5	102,1	1,7
Other accommodation	3.377	2.959	3.185	107,6	94,3	11.448	13.446	14.437	107,4	126,1	3,3
Domestic tourist	32.086	35.732	34.782	97,3	108,4	75.803	91.671	89.312	97,4	117,8	20,7
Hotels and similar accommodation	29.043	31.257	30.320	97,0	104,4	65.867	75.983	72.717	95,7	110,4	16,8
Holiday and other short-stay accommodation	1.524	1.952	1.993	102,1	130,8	3.178	3.754	4.801	127,9	151,1	1,1
Camps and camping grounds	217	662	349	52,7	160,8	334	857	453	52,9	135,6	0,1
Other accommodation	1.302	1.861	2.120	113,9	162,8	6.424	11.077	11.341	102,4	176,5	2,6
Foreign tourist	128.907	136.370	150.866	110,6	117,0	296.416	297.901	342.700	115,0	115,6	79,3
Hotels and similar accommodation	117.382	125.877	138.402	110,0	117,9	269.277	275.390	315.877	114,7	117,3	73,1
Holiday and other short-stay accommodation	6.041	5.899	7.095	120,3	117,4	15.226	13.664	16.807	123,0	110,4	3,9
Camps and camping grounds	3.409	3.496	4.304	123,1	126,3	6.889	6.478	6.920	106,8	100,4	1,6
Other accommodation	2.075	1.098	1.065	97,0	51,3	5.024	2.369	3.096	130,7	61,6	0,7

¹⁾ The Classification of Economic Activities of BiH 2010

* correct data

Table 4: Tourist arrivals and nights, by organisation of tourist arrivals

	Individual arrangement						Organised trip					
	Arrivals tourist			Nights tourist			Arrivals tourist			Nights tourist		
	VIII 2017	VIII 2018	Indices $\frac{\text{VIII 2018}}{\text{VIII 2017}}$	VIII 2017	VIII 2018	Indices $\frac{\text{VIII 2018}}{\text{VIII 2017}}$	VIII 2017	VIII 2018	Indices $\frac{\text{VIII 2018}}{\text{VIII 2017}}$	VIII 2017	VIII 2018	Indices $\frac{\text{VIII 2018}}{\text{VIII 2017}}$
Total	111.154	128.569	115,7	259.996	294.549	113,3	49.839	57.079	114,5	112.223	137.463	122,5
Domestic tourist	28.555	30.760	107,7	66.295	80.024	120,7	3.531	4.022	113,9	9.508	9.288	97,7
Foreign tourist	82.599	97.809	118,4	193.701	214.525	110,8	46.308	53.057	114,6	102.715	128.175	124,8

** final data*

NOTES ON METHODOLOGY

The purpose of the statistical survey

The purpose of the statistical survey is to monitor the tourist activity realised in commercial accommodation establishments and to provide internationally comparable BiH's statistics of tourism in accordance with current EU Regulations for the tourism statistics.

Observation units

Observation units are all business entities /legal units which are, by the main activity, registered in accommodation activity (division 55 - KD BiH 2010), persons as well as households that rent accommodation establishments to tourists. For the purpose of the survey, Classification of Activities in Bosnia and Herzegovina - KD BiH 2010 was used, and it is fully compliant with the European Classification of Economic Activities - NACE Rev. 2.

Coverage

Reporting units are all business entities (enterprises, entrepreneurs, institutions, associations etc.) and parts thereof engaged in providing accommodation servi in tourism registered according to the CA BiH 2010 under section : 55.1 (hotels and similar accommodation), 55.2 (holiday and other short - stay accommodation), 55.3 (camps and camping grounds), 55.9 (other accommodation), health institutions for their facilities in which persons stay for medical rehabilitation (costs are on persons themselves), business entities and parts thereof engaged in tourist stay in rural households, houses, camps, apartments and rooms directly rented by private persons/households. Survey covers the entire territory of Bosnia and Herzegovina.

Source and methods of data collection

Data on turnover of tourists (number of tourist arrivals and tourist nights) are collected from regular monthly report (TU-11 form). Reports are usually made on the basis of reception records in guest books, entities and their parts engaged in organising and arranging of tourists.

Definitions

Tourism means the activity of visitors taking a trip to a main destination outside their usual environment for less than a year, for leisure, business or other personal purpose other than to be employed by a resident entity in the place visited.

Tourist is every person who, outside his place of permanent residence, spends one night in a hotel or some other accommodation facility for reasons of rest, recreation, health, study, sport, religion, family, business, public tasks or meeting.

Residence is a place where a person came with the intention of permanent stay. Tourist is registered in every place or establishment where he stays and, therefore, in case he/she changes the place or establishment, he/she must register again, which results in data ambiguity. Consequently, the statistics register the number of tourist arrivals and not the number of tourists.

Domestic tourist is a person with permanent residence in the BiH who spends at least one night in a hotel or same other accommodation establishment outside their place or residence.

Foreign tourist is every person with permanent residence outside in BiH who temporarily resides in BiH and who spends at least one night in a hotel or some other accommodation establishment.

Tourist arrivals refer to the number of persons (tourists) who arrived and registered their stay in an accommodation establishment.

Tourist nights refer to every registered overnight stay of a person (tourist) in an accommodation establishment.

Accommodation capacities are presented as the number of rooms, apartments and camping sites, and the number of permanent beds.

Permanent beds are those that are regularly ready-made for renting to guests.

Occupancy rate of permanent beds (net) in the reference period is obtained by dividing the total number of nights by the number of beds on offer and the number of days when the beds are actually available for use during the reference period. The data are expressed as a percentage.

Organization of tourist arrivals represent the way of organising touristic arrangements. Depending on the way of organising, touristic arrangement can be individual or organised (travel agencier).

Symbols

- no occurrence

0,0 value not zero but less than 0,05 unit of measure use

Published and printed by the Agency for Statistics of the Bosnia and Herzegovina, 71000 Sarajevo, Zelenih beretki 26

Phone: +387 (33) 911 911 · Telefax: +387 (33) 220 622

E-mail : bhas@bhas.ba · Web site: <http://www.bhas.gov.ba>

Person responsible: M.Sc. Velimir Jukić, director

Prepared by: Ms. Azra Demirović- Bander

First Release data are also published on the Internet
