



SAOPĆENJE

FIRST RELEASE



Molimo korisnike da prilikom upotrebe podataka obavezno navedu izvor
Users are kindly requested to mention the data source

GODINA/ YEAR XVII

SARAJEVO, 06.12.2019.

BROJ/ NUMBER 3

BRUTO DOMAĆI PROIZVOD ZA BOSNU I HERCEGOVINU 2005-2018

Proizvodni pristup

GROSS DOMESTIC PRODUCT OF BOSNIA AND HERZEGOVINA 2005-2018

Production approach

Agencija za statistiku BiH (BHAS) u ovom saopćenju objavljuje seriju podataka o bruto domaćem proizvodu (BDP) za Bosnu i Hercegovinu po proizvodnom pristupu za period 2005-2018.

In this First Release, the Agency for Statistics of Bosnia and Herzegovina (BHAS) presents time series of data on gross domestic product (GDP) for Bosnia and Herzegovina by production approach for the period from 2005 to 2018.

Procjene su raspoložive na nivou područja Klasifikacije ekonomskih aktivnosti KD BiH 2010 bazirane na EU NACE Rev.2.

Estimates are available at the section level of the Classification of Economic Activities KD BIH 2010 based on the EU NACE Rev. 2.

Podaci su prikazani u tekućim cijenama, stalnim cijenama prethodne godine te u stalnim cijenama referentne godine (2015=100).

The data are available at current prices, at constant prices of the previous year and at constant prices of the reference year (2015=100).

Obračunu BDP i drugih makroekonomskih agregata je urađen u skladu sa metodologijom Sistema nacionalnih računa SNA2008 i Evropskim sistemom nacionalnih računa ESA2010, međunarodnim standardima i preporukama.

For the calculation of the GDP and other macroeconomic aggregates are used the methodology adjusted to the System National Accounts (SNA2008) and the European System National Accounts (ESA2010).

1.1 BRUTO DOMAĆI PROIZVOD ZA BiH, 2005-2018**1.1 GROSS DOMESTIC PRODUCT FOR BIH, 2005-2018**

	2005	2006	2007	2008	2009	2010	2011	2012	2013	2014	2015	2016	2017	2018 ¹
Bruto domaći proizvod, mil.KM/ Gross domestic product, mln KM	17.650	20.057	22.548	25.519	24.799	25.365	26.231	26.223	26.779	27.359	28.589	29.904	31.376	33.408
Bruto domaći proizvod po stanovniku, KM/ Gross domestic product per capita, KM	4.983	5.663	6.366	7.205	7.003	7.165	7.414	7.418	7.584	7.759	8.127	8.517	8.954	9.556
Bruto domaći proizvod, mil.EUR/ Gross domestic product, mln.EUR	9.025	10.255	11.529	13.048	12.679	12.969	13.412	13.408	13.692	13.989	14.618	15.290	16.043	17.082
Bruto domaći proizvod po stanovniku, EUR/ Gross domestic product per capita, EUR	2.548	2.895	3.255	3.684	3.581	3.664	3.791	3.793	3.878	3.967	4.155	4.355	4.578	4.886
Bruto domaći proizvod, mil.USD/ Gross domestic product, mln.USD	11.221	12.865	15.773	19.093	17.628	17.174	18.655	17.222	18.173	18.566	16.220	16.914	18.079	20.156
Bruto domaći proizvod po stanovniku, USD/ Gross domestic product per capita, USD	3.168	3.632	4.453	5.390	4.978	4.851	5.273	4.872	5.147	5.265	4.611	4.818	5.160	5.765
Stanovništvo, procjena sredinom godine, hilj.^{2/} Population, mid year estimate, 000^{2/}	3.542	3.542	3.542	3.542	3.541	3.540	3.538	3.535	3.531	3.526	3.518	3.511	3.504	3.496
Prosječan godišnji kurs KM / EUR^{3/} Annual average exchange rate KM / EUR^{3/}	1,956	1,956	1,956	1,956	1,956	1,956	1,956	1,956	1,956	1,956	1,956	1,956	1,956	1,956
Prosječan godišnji kurs KM / USD^{3/} Annual average exchange rate KM / USD^{3/}	1,573	1,559	1,430	1,337	1,407	1,477	1,406	1,523	1,474	1,474	1,763	1,768	1,736	1,658

1.2 BRUTO DOMAĆI PROIZVOD ZA BiH I ENTITETE**1.2 GROSS DOMESTIC PRODUCT FOR BIH AND ENTITIES**

	2005	2006	2007	2008	2009	2010	2011	2012	2013	2014	2015	2016	2017	2018 ¹
BDP za BiH, mil KM/ GDP for BiH, mln KM	17.650	20.057	22.548	25.519	24.799	25.365	26.231	26.223	26.779	27.359	28.589	29.904	31.376	33.408
BDP za Federaciju BiH^{4/}, mil KM/ GDP for FBiH^{4/}, mln KM	11506	13037	14.629	16.426	15.987	16.461	16.927	17.013	17.379	17.827	18.688	19.540	20.540	21.946
BDP za Republiku Srpsku^{5/}, mil KM/ GDP for RS^{5/}, mln KM	5695	6550	7.366	8.507	8.257	8.336	8.703	8.615	8.793	8.887	9.205	9.631	10.077	10.682
BDP za Brčko distrikt, mil KM/ GDP for Brcko District, mln KM	448,8	470,5	553	586	555	568	601	595	607	644	696	734	760	781

1.3 UČEŠĆE ENTITETA U BDP BiH - u %**1.3 SHARE OF ENTITIES IN GDP OF BIH - in %**

	2005	2006	2007	2008	2009	2010	2011	2012	2013	2014	2015	2016	2017	2018 ¹
BDP za BiH/ GDP for BiH	100,00	100,00	100,00	100,00	100,00	100,00	100,00	100,00	100,00	100,00	100,00	100,00	100,00	100,00
BDP za Federaciju BiH/ GDP for FBiH	65,19	65,00	64,88	64,37	64,47	64,89	64,53	64,88	64,90	65,16	65,37	65,34	65,46	65,69
BDP za Republiku Srpsku/ GDP for RS	32,27	32,66	32,67	33,34	33,30	32,86	33,18	32,85	32,84	32,48	32,20	32,20	32,12	31,97
BDP za Brčko distrikt/ GDP for Brcko District	2,54	2,35	2,45	2,29	2,24	2,24	2,29	2,27	2,27	2,35	2,43	2,45	2,42	2,34

1) Prvi rezultati / First results

2) Izvor: Agencija za statistiku BiH / Source: Agency for statistics of BiH

3) Izvor: Bilten Centralne banke BiH / Source: Bulletin of Central bank of BH

4) Izvor: Federalni zavod za statistiku/ Source: Institute for Statistics of FBiH

5) Izvor: Republički zavod za statistiku/Source: Republika Srpska Institute of Statistics

2.1 BIH - BRUTO DODANA VRIJEDNOST PO DJELATNOSTIMA I BRUTO DOMAĆI PROIZVOD, TEKUĆE CIJENE
2.1 BIH - GROSS VALUE ADDED BY ACTIVITIES AND GROSS DOMESTIC PRODUCT, CURRENT PRICES

														000 KM
Djelatnost/ Activities	2005	2006	2007	2008	2009	2010	2011	2012	2013	2014	2015	2016	2017	2018 ¹⁾
A Poljoprivreda, šumarstvo i ribolov/ <i>Agriculture, forestry and fishing</i>	1.464.514	1.615.466	1.737.302	1.839.247	1.754.892	1.723.995	1.772.642	1.609.464	1.832.039	1.628.133	1.783.432	1.904.729	1.757.652	1.969.179
B Vađenje ruda i kamena/ <i>Mining and quarrying</i>	319.943	355.173	429.009	506.131	495.726	485.332	573.386	590.276	580.936	549.798	565.333	568.979	610.782	592.015
C Prerađivačka industrija/ <i>Manufacturing</i>	1.754.932	2.009.289	2.437.666	2.810.260	2.598.275	2.760.926	2.863.408	2.765.214	2.928.824	2.993.096	3.336.450	3.698.953	4.114.997	4.412.557
D Proizvodnja i snabdijevanje električnom energijom, plinom, parom i klimatizacija/ <i>Electricity, gas, steam and air conditioning supply</i>	724.335	779.436	720.116	974.792	1.013.438	1.060.306	1.024.486	971.271	1.130.402	1.095.090	1.109.369	1.171.212	1.169.776	1.463.806
E Snabdijevanje vodom; uklanjanje otpadnih voda/ <i>Water supply; sewerage, waste management and remediation activities</i>	202.281	206.234	230.689	248.421	252.954	273.642	283.917	299.102	292.005	303.396	307.261	310.998	346.953	360.264
F Građevinarstvo/ <i>Construction</i>	766.746	853.441	1.075.944	1.368.294	1.303.247	1.099.465	1.058.695	1.023.090	1.021.804	1.095.258	1.124.836	1.176.793	1.258.826	1.339.689
G Trgovina na veliko i malo; popravak motornih vozila i motocikala/ <i>Wholesale and retail trade; repair of motor vehicles and motorcycles</i>	2.103.718	2.420.320	2.769.591	3.364.576	3.189.570	3.314.270	3.419.902	3.510.510	3.561.022	3.681.554	3.826.588	4.038.762	4.370.156	4.681.685
H Prijevoz i skladištenje/ <i>Transportation and storage</i>	598.763	663.488	744.028	839.535	795.092	822.967	858.859	887.218	925.353	995.742	1.034.562	1.078.692	1.177.394	1.203.953
I Djelatnosti pružanja smještaja te pripreme i usluživanja hrane/ <i>Accommodation and food service activities</i>	424.592	454.450	493.369	521.990	512.400	543.249	544.740	553.614	551.900	543.717	568.316	585.863	658.173	684.406
J Informacije i komunikacije/ <i>Information and communication</i>	921.208	949.080	1.025.032	1.145.722	1.161.901	1.177.524	1.229.375	1.243.753	1.272.379	1.293.746	1.313.876	1.308.986	1.330.827	1.374.883
K Finansijske djelatnosti i djelatnosti osiguranja/ <i>Financial and insurance activities</i>	616.606	679.839	847.510	891.703	917.247	939.520	995.986	988.688	995.239	1.030.849	1.072.656	1.119.244	1.217.509	1.284.610
L Poslovanje nekretninama/ <i>Real estate activities</i>	1.223.307	1.216.678	1.217.122	1.241.262	1.303.022	1.319.586	1.322.667	1.353.117	1.396.931	1.411.190	1.435.717	1.472.409	1.604.182	1.668.347
Od toga: imputirana renta/ <i>Of which: imputed rent</i>	1.121.939	1.114.312	1.112.128	1.128.851	1.164.414	1.164.877	1.163.989	1.179.352	1.223.963	1.222.855	1.220.480	1.244.563	1.323.792	1.378.202
M Stručne, naučne i tehničke djelatnosti/ <i>Professional, scientific and technical activities</i>	468.585	497.704	573.471	638.368	660.365	686.706	731.111	752.614	698.193	708.080	795.666	863.077	863.010	916.314
N Administrativne i pomoćne uslužne djelatnosti/ <i>Administrative and support service activities</i>	108.510	125.210	148.343	175.308	160.896	168.449	169.164	179.927	191.329	221.155	237.226	250.978	271.624	299.704
O Javna uprava i odbrana; obavezno socijalno osiguranje/ <i>Public administration and defence; compulsory social security</i>	1.485.062	1.650.291	1.861.482	2.183.553	2.355.769	2.281.221	2.385.955	2.372.826	2.368.426	2.431.360	2.467.429	2.436.397	2.442.073	2.490.640
P Obrazovanje/ <i>Education</i>	696.100	795.256	914.231	1.125.063	1.172.917	1.190.132	1.260.903	1.272.264	1.260.130	1.302.124	1.316.196	1.320.645	1.328.210	1.384.147
Q Djelatnosti zdravstvene i socijalne zaštite/ <i>Human health and social work activities</i>	674.250	733.210	832.405	1.089.355	1.091.948	1.142.025	1.213.015	1.249.825	1.278.508	1.326.609	1.359.385	1.373.492	1.419.891	1.545.205
R Umjetnost, zabava i rekreacija/ <i>Arts, entertainment and recreation</i>	122.383	146.210	177.348	184.466	197.317	204.400	218.829	234.063	254.251	292.532	326.098	403.149	468.381	465.289
S Ostale uslužne djelatnosti/ <i>Other service activities</i>	215.427	231.738	258.515	303.503	296.604	305.475	308.084	313.688	308.548	321.624	331.752	344.206	350.562	369.549
T Djelatnosti domaćinstava kao poslodavaca/ <i>Activities of households as employers</i>	-	-	-	-	-	-	-	-	-	-	-	-	-	-
U Djelatnosti vanteritorijalnih organizacija i organa/ <i>Activities of extraterritorial organisations and bodies</i>	-	-	-	-	-	-	-	-	-	-	-	-	-	-
Ukupno sve djelatnosti/ Total of activities	14.891.260	16.382.513	18.493.173	21.451.550	21.233.580	21.499.189	22.235.121	22.170.523	22.848.219	23.225.052	24.312.149	25.427.563	26.760.980	28.506.243
FISIM (-)	408.025	468.589	626.870	682.945	675.832	674.924	735.407	707.773	700.964	697.988	729.866	763.531	790.510	813.696
Bruto dodana vrijednost, bazne cijene/ Gross value added, basic prices	14.483.235	15.913.924	17.866.303	20.768.605	20.557.748	20.824.265	21.499.714	21.462.750	22.147.255	22.527.064	23.582.283	24.664.032	25.970.469	27.692.547
Porezi na proizvode i usluge i uvoz minus subvencije (+)/ Taxes on products and services and import less subsidies (+)	3.167.103	4.143.290	4.681.556	4.750.724	4.240.772	4.540.688	4.731.548	4.759.960	4.631.499	4.831.645	5.006.770	5.240.428	5.405.768	5.715.665
Bruto domaći proizvod (BDP) u tržišnim cijenama/ Gross domestic product (GDP) at market prices	17.650.339	20.057.215	22.547.859	25.519.330	24.798.520	25.364.953	26.231.262	26.222.710	26.778.754	27.358.710	28.589.054	29.904.460	31.376.237	33.408.211

1) Prvi rezultati / First results

2.3 BIH - BRUTO DODANA VRIJEDNOST PO DJELATNOSTIMA I BRUTO DOMAĆI PROIZVOD, TEKUĆE CIJENE, NOMINALNI INDEKSI
2.3 BIH - GROSS VALUE ADDED BY ACTIVITIES AND GROSS DOMESTIC PRODUCT, CURRENT PRICE, NOMINAL INDICIES

Prethodna godina = 100 / Previous year = 100

	Djelatnost/ Activities	2005	2006	2007	2008	2009	2010	2011	2012	2013	2014	2015	2016	2017	2018 ¹⁾
A	Poljoprivreda, šumarstvo i ribolov/ Agriculture, forestry and fishing	-	110,31	107,54	105,87	95,41	98,24	102,82	90,79	113,83	88,87	109,54	106,80	92,28	112,03
B	Vađenje ruda i kamena/ Mining and quarrying	-	111,01	120,79	117,98	97,94	97,90	118,14	102,95	98,42	94,64	102,83	100,64	107,35	96,93
C	Preradivačka industrija/ Manufacturing	-	114,49	121,32	115,28	92,46	106,26	103,71	96,57	105,92	102,19	111,47	110,86	111,25	107,23
D	Proizvodnja i snabdijevanje električnom energijom, plinom, parom i klimatizacija/ Electricity, gas, steam and air conditioning supply	-	107,61	92,39	135,37	103,96	104,62	96,62	94,81	116,38	96,88	101,30	105,57	99,88	125,14
E	Snabdijevanje vodom; uklanjanje otpadnih voda/ Water supply; sewerage, waste management and remediation activities	-	101,95	111,86	107,69	101,82	108,18	103,75	105,35	97,63	103,90	101,27	101,22	111,56	103,84
F	Građevinarstvo/ Construction	-	111,31	126,07	127,17	95,25	84,36	96,29	96,64	99,87	107,19	102,70	104,62	106,97	106,42
G	Trgovina na veliko i malo; popravak motornih vozila i motocikala/ Wholesale and retail trade; repair of motor vehicles and motorcycles	-	115,05	114,43	121,48	94,80	103,91	103,19	102,65	101,44	103,38	103,94	105,54	108,21	107,13
H	Prijevoz i skladištenje/ Transportation and storage	-	110,81	112,14	112,84	94,71	103,51	104,36	103,30	104,30	107,61	103,90	104,27	109,15	102,26
I	Djelatnosti pružanja smještaja te pripreme i usluživanja hrane/ Accommodation and food service activities	-	107,03	108,56	105,80	98,16	106,02	100,27	101,63	99,69	98,52	104,52	103,09	112,34	103,99
J	Informacije i komunikacije/ Information and communication	-	103,03	108,00	111,77	101,41	101,34	104,40	101,17	102,30	101,68	101,56	99,63	101,67	103,31
K	Finansijske djelatnosti i djelatnosti osiguranja/ Financial and insurance activities	-	110,26	124,66	105,21	102,86	102,43	106,01	99,27	100,66	103,58	104,06	104,34	108,78	105,51
L	Poslovanje nekretninama/ Real estate activities	-	99,46	100,04	101,98	104,98	101,27	100,23	102,30	103,24	101,02	101,74	102,56	108,95	104,00
	Od toga: imputirana renta/ Of which: imputed rent	-	99,32	99,80	101,50	103,15	100,04	99,92	101,32	103,78	99,91	99,81	101,97	106,37	104,11
M	Stručne, naučne i tehničke djelatnosti/ Professional, scientific and technical activities	-	106,21	115,22	111,32	103,45	103,99	106,47	102,94	92,77	101,42	112,37	108,47	99,99	106,18
N	Administrativne i pomoćne uslužne djelatnosti/ Administrative and support service activities	-	115,39	118,47	118,18	91,78	104,69	100,42	106,36	106,34	115,59	107,27	105,80	108,23	110,34
O	Javna uprava i odbrana; obavezno socijalno osiguranje/ Public administration and defence; compulsory social security	-	111,13	112,80	117,30	107,89	96,84	104,59	99,45	99,81	102,66	101,48	98,74	100,23	101,99
P	Obrazovanje/ Education	-	114,24	114,96	123,06	104,25	101,47	105,95	100,90	99,05	103,33	101,08	100,34	100,57	104,21
Q	Djelatnosti zdravstvene i socijalne zaštite/ Human health and social work activities	-	108,74	113,53	130,87	100,24	104,59	106,22	103,03	102,30	103,76	102,47	101,04	103,38	108,83
R	Umjetnost, zabava i rekreacija/ Arts, entertainment and recreation	-	119,47	121,30	104,01	106,97	103,59	107,06	106,96	108,63	115,06	111,47	123,63	116,18	99,34
S	Ostale uslužne djelatnosti/ Other service activities	-	107,57	111,55	117,40	97,73	102,99	100,85	101,82	98,36	104,24	103,15	103,75	101,85	105,42
T	Djelatnosti domaćinstava kao poslodavaca/ Activities of households as employers	-	-	-	-	-	-	-	-	-	-	-	-	-	-
U	Djelatnosti vanteritorijalnih organizacija i organa/ Activities of extraterritorial organisations and bodies	-	-	-	-	-	-	-	-	-	-	-	-	-	-
	Ukupno sve djelatnosti/ Total of activities	-	110,01	112,88	116,00	98,98	101,25	103,42	99,71	103,06	101,65	104,68	104,59	105,24	106,52
	FISIM (-)	-	114,84	133,78	108,95	98,96	99,87	108,96	96,24	99,04	99,58	104,57	104,61	103,53	102,93
	Bruto dodana vrijednost, bazne cijene/ Gross value added, basic prices	-	109,88	112,27	116,24	98,98	101,30	103,24	99,83	103,19	101,71	104,68	104,59	105,30	106,63
	Porezi na proizvode i usluge i uvoz minus subvencije (+)/ Taxes on products and services and import less subsidies (+)	-	130,82	112,99	101,48	89,27	107,07	104,20	100,60	97,30	104,32	103,62	104,67	103,16	105,73
	Bruto domaći proizvod (BDP) u tržišnim cijenama/ Gross domestic product (GDP) at market prices	-	113,64	112,42	113,18	97,18	102,28	103,42	99,97	102,12	102,17	104,50	104,60	104,92	106,48

1) Prvi rezultati / First results

3.1 BIH - BRUTO DODANA VRIJEDNOST PO DJELATNOSTIMA I BRUTO DOMAĆI PROIZVOD, STALNE CIJENE (U CIJENAMA PRETHODNE GODINE)
3.1 BIH - GROSS VALUE ADDED BY ACTIVITIES AND GROSS DOMESTIC PRODUCT, CONSTANT PRICES (AT PRICES OF THE PREVIOUS YEAR)

														000 KM
Djelatnost/ Activities	2005	2006	2007	2008	2009	2010	2011	2012	2013	2014	2015	2016	2017	2018 ¹⁾
A Poljoprivreda, šumarstvo i ribolov/ Agriculture, forestry and fishing	-	1.548.270	1.650.029	1.811.063	1.805.117	1.685.309	1.720.929	1.571.563	1.863.039	1.600.142	1.777.719	1.918.956	1.750.454	1.917.146
B Vađenje ruda i kamena/ Mining and quarrying	-	346.412	368.980	478.773	469.445	495.647	561.153	564.727	581.298	560.805	550.720	584.681	600.866	600.594
C Preradaivačka industrija/ Manufacturing	-	2.006.254	2.223.039	2.593.916	2.656.757	2.785.652	2.759.820	2.840.402	2.903.728	3.054.619	3.184.454	3.516.179	4.006.271	4.180.558
D Proizvodnja i snabdijevanje električnom energijom, plinom, parom i klimatizacija/ Electricity, gas, steam and air conditioning supply	-	803.790	788.858	788.246	987.499	1.052.565	1.014.946	935.412	1.084.750	1.032.534	1.086.748	1.187.931	1.125.785	1.347.307
E Snabdijevanje vodom; uklanjanje otpadnih voda/ Water supply; sewerage, waste management and remediation activities	-	202.610	211.310	224.481	241.590	268.566	277.243	283.348	282.978	314.462	301.117	305.659	328.403	356.362
F Građevinarstvo/ Construction	-	776.892	963.826	1.255.462	1.269.792	1.138.177	1.049.469	1.039.163	1.009.067	1.100.041	1.130.198	1.154.180	1.219.960	1.293.977
G Trgovina na veliko i malo; popravak motornih vozila i motocikala/ Wholesale and retail trade; repair of motor vehicles and motorcycles	-	2.218.138	2.654.926	2.963.381	3.159.280	3.193.922	3.386.331	3.464.581	3.524.951	3.635.397	3.803.826	3.993.643	4.301.070	4.607.889
H Prijevoz i skladištenje/ Transportation and storage	-	625.009	691.464	777.192	782.680	812.631	858.822	847.799	928.549	1.005.415	1.031.804	1.079.478	1.157.917	1.191.814
I Djelatnosti pružanja smještaja te pripreme i usluživanja hrane/ Accommodation and food service activities	-	475.483	473.127	477.834	482.345	535.595	541.652	543.110	548.600	544.259	567.041	583.410	644.288	677.472
J Informacije i komunikacije/ Information and communication	-	974.994	992.266	1.121.969	1.115.166	1.146.645	1.203.228	1.251.880	1.266.498	1.266.871	1.310.759	1.310.068	1.323.587	1.376.820
K Finansijske djelatnosti i djelatnosti osiguranja/ Financial and insurance activities	-	707.360	814.406	874.477	949.586	922.086	963.251	1.020.492	1.010.485	1.026.282	1.064.342	1.124.294	1.202.589	1.294.684
L Poslovanje nekretninama/ Real estate activities	-	1.226.466	1.221.991	1.226.415	1.255.690	1.319.218	1.314.847	1.331.466	1.345.813	1.411.200	1.427.610	1.440.017	1.484.836	1.599.232
Od toga: imputirana renta/ Of which: imputed rent	-	1.122.013	1.114.223	1.112.207	1.129.026	1.162.258	1.163.988	1.163.754	1.177.232	1.222.854	1.220.555	1.218.193	1.242.091	1.321.006
M Stručne, naučne i tehničke djelatnosti/ Professional, scientific and technical activities	-	466.552	546.597	588.958	627.401	684.569	732.135	728.961	706.280	728.094	765.488	836.670	854.017	906.329
N Administrativne i pomoćne uslužne djelatnosti/ Administrative and support service activities	-	118.582	142.461	158.059	159.937	163.700	163.629	174.099	189.378	222.756	223.594	236.127	267.767	294.139
O Javna uprava i odbrana; obavezno socijalno osiguranje/ Public administration and defence; compulsory social security	-	1.512.336	1.658.822	1.926.866	2.221.249	2.383.914	2.281.955	2.423.826	2.374.091	2.401.804	2.447.495	2.429.879	2.456.476	2.453.701
P Obrazovanje/ Education	-	717.231	813.553	945.084	1.144.788	1.197.455	1.211.308	1.273.919	1.281.394	1.281.105	1.307.465	1.326.662	1.334.612	1.335.948
Q Djelatnosti zdravstvene i socijalne zaštite/ Human health and social work activities	-	687.029	751.768	849.516	1.120.304	1.125.259	1.160.161	1.231.228	1.258.053	1.314.308	1.341.559	1.372.977	1.415.435	1.449.201
R Umjetnost, zabava i rekreacija/ Arts, entertainment and recreation	-	136.771	169.258	182.209	181.084	182.745	218.149	224.520	245.426	287.806	308.734	341.151	439.440	489.019
S Ostale uslužne djelatnosti/ Other service activities	-	223.995	250.500	288.960	288.748	297.047	303.476	308.728	300.091	325.212	316.384	335.973	350.642	362.842
T Djelatnosti domaćinstava kao poslodavaca/ Activities of households as employers	-	-	-	-	-	-	-	-	-	-	-	-	-	-
U Djelatnosti vanteritorijalnih organizacija i organa/ Activities of extraterritorial organisations and bodies	-	-	-	-	-	-	-	-	-	-	-	-	-	-
Ukupno sve djelatnosti/ Total of activities	-	15.774.174	17.387.182	19.532.861	20.918.458	21.390.703	21.722.504	22.059.225	22.704.470	23.113.111	23.947.057	25.077.935	26.264.417	27.735.030
FISIM (-)	-	503.516	558.588	693.922	760.570	683.236	710.815	748.623	723.637	717.049	729.493	768.874	806.796	839.330
Bruto dodana vrijednost, bazne cijene/ Gross value added, basic prices	-	15.270.658	16.828.595	18.838.939	20.157.889	20.707.466	21.011.689	21.310.602	21.980.833	22.396.062	23.217.564	24.309.061	25.457.621	26.895.700
Porezi na proizvode i usluge i uvoz minus subvencije (+)/ Taxes on products and services and import less subsidies (+)	-	3.335.722	4.403.088	4.932.530	4.595.158	4.307.335	4.596.501	4.705.110	4.858.381	4.690.122	4.986.045	5.179.305	5.392.885	5.617.469
Bruto domaći proizvod (BDP) u tržišnim cijenama/ Gross domestic product (GDP) at market prices	-	18.606.380	21.231.683	23.771.470	24.753.047	25.014.801	25.608.191	26.015.713	26.839.214	27.086.184	28.203.608	29.488.366	30.850.506	32.513.169

1) Prvi rezultati / First results

3.2 BIH - BRUTO DODANA VRIJEDNOST PO DJELATNOSTIMA I BRUTO DOMAĆI PROIZVOD, STALNE CIJENE (U CIJENAMA PRETHODNE GODINE) - Realni indeksi

3.2 BIH - GROSS VALUE ADDED BY ACTIVITIES AND GROSS DOMESTIC PRODUCT, CONSTANT PRICES (AT PRICES OF THE PREVIOUS YEAR) - Real indices

Prethodna godina/ Previous year = 100

Djelatnost/ Activities	2005	2006	2007	2008	2009	2010	2011	2012	2013	2014	2015	2016	2017	2018 ¹⁾
A Poljoprivreda, šumarstvo i ribolov/ Agriculture, forestry and fishing	-	105,72	102,14	104,25	98,14	96,03	99,82	88,66	115,76	87,34	109,19	107,60	91,90	109,07
B Vađenje ruda i kamena/ Mining and quarrying	-	108,27	103,89	111,60	92,75	99,98	115,62	98,49	98,48	96,53	100,17	103,42	105,60	98,33
C Prerađivačka industrija/ Manufacturing	-	114,32	110,64	106,41	94,54	107,21	99,96	99,20	105,01	104,30	106,39	105,39	108,31	101,59
D Proizvodnja i snabdijevanje električnom energijom, plinom, parom i klimatizacija/ Electricity, gas, steam and air conditioning supply	-	110,97	101,21	109,46	101,30	103,86	95,72	91,31	111,68	91,34	99,24	107,08	96,12	115,18
E Snabdijevanje vodom; uklanjanje otpadnih voda/ Water supply; sewerage, waste management and remediation activities	-	100,16	102,46	97,31	97,25	106,17	101,32	99,80	94,61	107,69	99,25	99,48	105,60	102,71
F Građevinarstvo/ Construction	-	101,32	112,93	116,68	92,80	87,33	95,45	98,16	98,63	107,66	103,19	102,61	103,67	102,79
G Trgovina na veliko i malo; popravak motornih vozila i motocikala/ Wholesale and retail trade; repair of motor vehicles and motorcycles	-	105,44	109,69	107,00	93,90	100,14	102,17	101,31	100,41	102,09	103,32	104,37	106,49	105,44
H Prijevoz i skladištenje/ Transportation and storage	-	104,38	104,22	104,46	93,23	102,21	104,36	98,71	104,66	108,65	103,62	104,34	107,34	101,22
I Djelatnosti pružanja smještaja te pripreme i usluživanja hrane/ Accommodation and food service activities	-	111,99	104,11	96,85	92,40	104,53	99,71	99,70	99,09	98,62	104,29	102,66	109,97	102,93
J Informacije i komunikacije/ Information and communication	-	105,84	104,55	109,46	97,33	98,69	102,18	101,83	101,83	99,57	101,32	99,71	101,12	103,46
K Finansijske djelatnosti i djelatnosti osiguranja/ Financial and insurance activities	-	114,72	119,79	103,18	106,49	100,53	102,53	102,46	102,20	103,12	103,25	104,81	107,45	106,34
L Poslovanje nekretninama/ Real estate activities	-	100,26	100,44	100,76	101,16	101,24	99,64	100,67	99,46	101,02	101,16	100,30	100,84	99,69
Od toga: imputirana renta/ Of which: imputed rent	-	100,01	99,99	100,01	100,02	99,81	99,92	99,98	99,82	99,91	99,81	99,81	99,80	99,79
M Stručne, naučne i tehničke djelatnosti/ Professional, scientific and technical activities	-	99,57	109,82	102,70	98,28	103,67	106,62	99,71	93,84	104,28	108,11	105,15	98,95	105,02
N Administrativne i pomoćne uslužne djelatnosti/ Administrative and support service activities	-	109,28	113,78	106,55	91,23	101,74	97,14	102,92	105,25	116,43	101,10	99,54	106,69	108,29
O Javna uprava i odbrana; obavezno socijalno osiguranje/ Public administration and defence; compulsory social security	-	101,84	100,52	103,51	101,73	101,19	100,03	101,59	100,05	101,41	100,66	98,48	100,82	100,48
P Obrazovanje/ Education	-	103,04	102,30	103,37	101,75	102,09	101,78	101,03	100,72	101,66	100,41	100,80	101,06	100,58
Q Djelatnosti zdravstvene i socijalne zaštite/ Human health and social work activities	-	101,90	102,53	102,06	102,84	103,05	101,59	101,50	100,66	102,80	101,13	101,00	103,05	102,06
R Umjetnost, zabava i rekreacija/ Arts, entertainment and recreation	-	111,76	115,76	102,74	98,17	92,62	106,73	102,60	104,85	113,20	105,54	104,62	109,00	104,41
S Ostale uslužne djelatnosti/ Other service activities	-	103,98	108,10	111,78	95,14	100,15	99,35	100,21	95,67	105,40	98,37	101,27	101,87	103,50
T Djelatnosti domaćinstava kao poslodavaca/ Activities of households as employers	-	-	-	-	-	-	-	-	-	-	-	-	-	-
U Djelatnosti vanteritorijalnih organizacija i organa/ Activities of extraterritorial organisations and bodies	-	-	-	-	-	-	-	-	-	-	-	-	-	-
Ukupno sve djelatnosti/ Total of activities	-	105,93	106,13	105,62	97,51	100,74	101,04	99,21	102,41	101,16	103,11	103,15	103,29	103,64
FISIM (-)	-	123,40	119,21	110,70	111,37	101,10	105,32	101,80	102,24	102,29	104,51	105,34	105,67	106,18
Bruto dodana vrijednost, bazne cijene/ Gross value added, basic prices	-	105,44	105,75	105,44	97,06	100,73	100,90	99,12	102,41	101,12	103,07	103,08	103,22	103,56
Porezi na proizvode i usluge i uvoz minus subvencije (+)/ Taxes on products and services and import less subsidies (+)	-	105,32	106,27	105,36	96,73	101,57	101,23	99,44	102,07	101,27	103,20	103,45	102,91	103,92
Bruto domaći proizvod (BDP) u tržišnim cijenama/ Gross domestic product (GDP) at market prices	-	105,42	105,86	105,43	97,00	100,87	100,96	99,18	102,35	101,15	103,09	103,15	103,16	103,62

1) Prvi rezultati / First results

3.3 BIH - BRUTO DODANA VRIJEDNOST PO DJELATNOSTIMA I BRUTO DOMAĆI PROIZVOD, LANČANO POVEZANE VRIJEDNOSTI U CIJENAMA 2015. GODINE

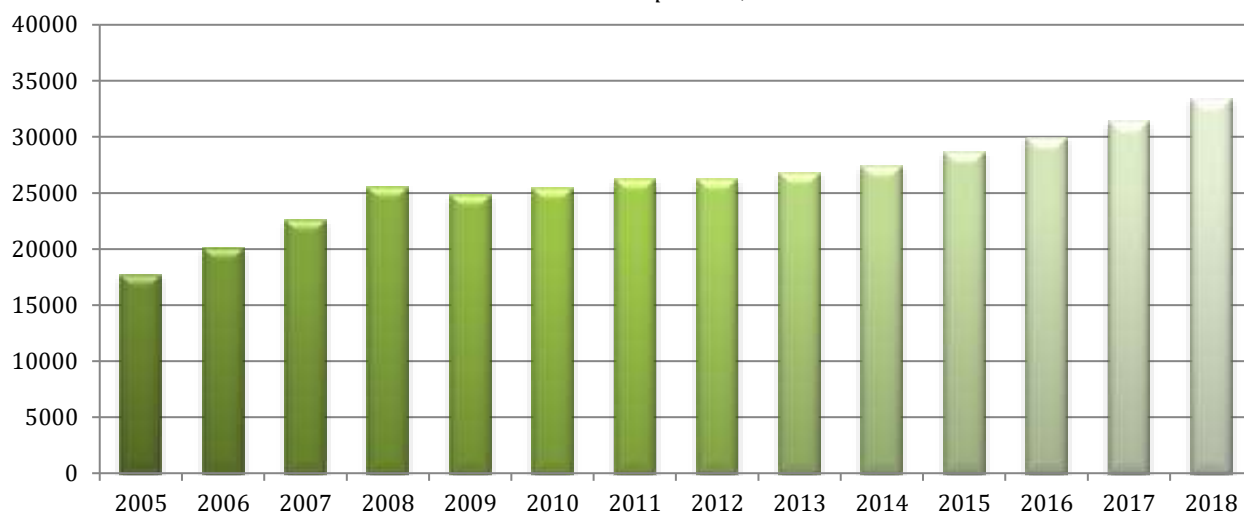
3.3 BIH - GROSS VALUE ADDED BY ACTIVITIES AND GROSS DOMESTIC PRODUCT, CHAIN LINKED AT PRICE 2015

														000 KM
Djelatnost/ Activities	2005	2006	2007	2008	2009	2010	2011	2012	2013	2014	2015	2016	2017	2018 ¹⁾
A Poljoprivreda, šumarstvo i ribolov/ <i>Agriculture, forestry and fishing</i>	1.720.604	1.819.007	1.857.925	1.936.808	1.900.867	1.825.496	1.822.248	1.615.542	1.870.075	1.633.364	1.783.430	1.918.956	1.763.528	1.923.555
B Vađenje ruda i kamena/ <i>Mining and quarrying</i>	447.833	484.882	503.732	562.164	521.416	521.333	602.779	593.676	584.646	564.386	565.333	584.681	617.448	607.149
C Prerađivačka industrija/ <i>Manufacturing</i>	2.116.888	2.420.045	2.677.491	2.849.114	2.693.489	2.887.732	2.886.575	2.863.383	3.006.815	3.135.960	3.336.451	3.516.179	3.808.311	3.868.986
D Proizvodnja i snabdijevanje električnom energijom, plinom, parom i klimatizacija/ <i>Electricity, gas, steam and air conditioning supply</i>	969.327	1.075.656	1.088.659	1.191.658	1.207.191	1.253.798	1.200.161	1.095.813	1.223.843	1.117.886	1.109.369	1.187.931	1.141.855	1.315.148
E Snabdijevanje vodom; uklanjanje otpadnih voda/ <i>Water supply; sewerage, waste management and remediation activities</i>	291.436	291.909	299.095	291.047	283.044	300.513	304.468	303.858	287.477	309.586	307.261	305.659	322.765	331.518
F Građevinarstvo/ <i>Construction</i>	1.012.553	1.025.951	1.158.648	1.351.965	1.254.638	1.095.726	1.045.900	1.026.605	1.012.534	1.090.061	1.124.836	1.154.180	1.196.518	1.229.928
G Trgovina na veliko i malo; popravak motornih vozila i motocikala/ <i>Wholesale and retail trade; repair of motor vehicles and motorcycles</i>	2.999.724	3.162.877	3.469.461	3.712.221	3.485.712	3.490.468	3.566.360	3.612.952	3.627.815	3.703.585	3.826.588	3.993.643	4.253.021	4.484.381
H Prijevoz i skladištenje/ <i>Transportation and storage</i>	787.178	821.683	856.329	894.499	833.921	852.317	889.451	877.997	918.900	998.404	1.034.562	1.079.478	1.158.760	1.172.952
I Djelatnosti pružanja smještaja te pripreme i usluživanja hrane/ <i>Accommodation and food service activities</i>	514.340	575.988	599.661	580.779	536.669	560.963	559.314	557.641	552.590	544.940	568.316	583.410	641.590	660.403
J Informacije i komunikacije/ <i>Information and communication</i>	1.056.587	1.118.278	1.169.163	1.279.729	1.245.599	1.229.244	1.256.077	1.279.070	1.302.461	1.296.823	1.313.876	1.310.068	1.324.682	1.370.462
K Finansijske djelatnosti i djelatnosti osiguranja/ <i>Financial and insurance activities</i>	618.165	709.149	849.517	876.548	933.448	938.372	962.074	985.745	1.007.477	1.038.901	1.072.656	1.124.294	1.208.016	1.284.589
L Poslovanje nekretninama/ <i>Real estate activities</i>	1.355.080	1.358.579	1.364.512	1.374.930	1.390.912	1.408.201	1.403.143	1.412.478	1.404.853	1.419.203	1.435.717	1.440.017	1.452.170	1.447.689
Od toga: imputirana renta/ <i>Of which: imputed rent</i>	1.229.291	1.229.372	1.229.274	1.229.362	1.229.553	1.227.276	1.226.340	1.226.092	1.223.888	1.222.779	1.220.480	1.218.193	1.215.773	1.213.214
M Stručne, naučne i tehničke djelatnosti/ <i>Professional, scientific and technical activities</i>	618.342	615.660	676.140	694.400	682.470	707.484	754.288	752.070	705.770	735.995	795.666	836.670	827.887	869.444
N Administrativne i pomoćne uslužne djelatnosti/ <i>Administrative and support service activities</i>	155.750	170.207	193.657	206.342	188.249	191.530	186.050	191.477	201.535	234.639	237.226	236.127	251.923	272.804
O Javna uprava i odbrana; obavezno socijalno osiguranje/ <i>Public administration and defence; compulsory social security</i>	2.179.501	2.219.527	2.231.001	2.309.364	2.349.232	2.377.299	2.378.064	2.415.811	2.417.098	2.451.162	2.467.429	2.429.879	2.449.905	2.461.570
P Obrazovanje/ <i>Education</i>	1.099.834	1.133.222	1.159.295	1.198.419	1.219.430	1.244.941	1.267.092	1.280.172	1.289.359	1.310.820	1.316.196	1.326.662	1.340.693	1.348.503
Q Djelatnosti zdravstvene i socijalne zaštite/ <i>Human health and social work activities</i>	1.114.944	1.136.076	1.164.832	1.188.776	1.222.549	1.259.845	1.279.852	1.299.068	1.307.621	1.344.236	1.359.385	1.372.977	1.414.905	1.444.113
R Umjetnost, zabava i rekreacija/ <i>Arts, entertainment and recreation</i>	196.720	219.849	254.505	261.481	256.688	237.732	253.724	260.322	272.960	308.985	326.098	341.151	371.862	388.246
S Ostale uslužne djelatnosti/ <i>Other service activities</i>	280.665	291.827	315.453	352.604	335.462	335.963	333.765	334.463	319.965	337.246	331.752	335.973	342.256	354.244
T Djelatnosti domaćinstava kao poslodavaca/ <i>Activities of households as employers</i>	-	-	-	-	-	-	-	-	-	-	-	-	-	-
U Djelatnosti vanteritorijalnih organizacija i organa/ <i>Activities of extraterritorial organisations and bodies</i>	-	-	-	-	-	-	-	-	-	-	-	-	-	-
Ukupno sve djelatnosti/ Total of activities	19.465.104	20.619.204	21.883.691	23.113.994	22.539.589	22.706.376	22.942.231	22.760.741	23.308.903	23.579.136	24.312.148	25.077.935	25.903.282	26.846.114
FISIM (-)	339.710	419.213	499.728	553.181	616.056	622.806	655.926	667.713	682.679	698.344	729.866	768.874	812.442	862.616
Bruto dodana vrijednost, bazne cijene/ Gross value added, basic prices	19.219.200	20.264.107	21.428.809	22.595.387	21.930.953	22.090.671	22.289.494	22.093.435	22.626.742	22.880.936	23.582.282	24.309.061	25.091.228	25.985.135
Porezi na proizvode i usluge i uvoz minus subvencije (+)/ Taxes on products and services and import less subsidies (+)	4.024.851	4.239.137	4.504.945	4.746.451	4.591.025	4.663.085	4.720.403	4.694.028	4.791.086	4.851.729	5.006.770	5.179.305	5.329.984	5.538.718
Bruto domaći proizvod (BDP) u tržišnim cijenama/ Gross domestic product (GDP) at market prices	23.242.111	24.501.034	25.935.714	27.343.175	26.522.126	26.753.439	27.009.992	26.788.044	27.417.840	27.732.607	28.589.052	29.488.366	30.421.249	31.523.577

1) Prvi rezultati / First results

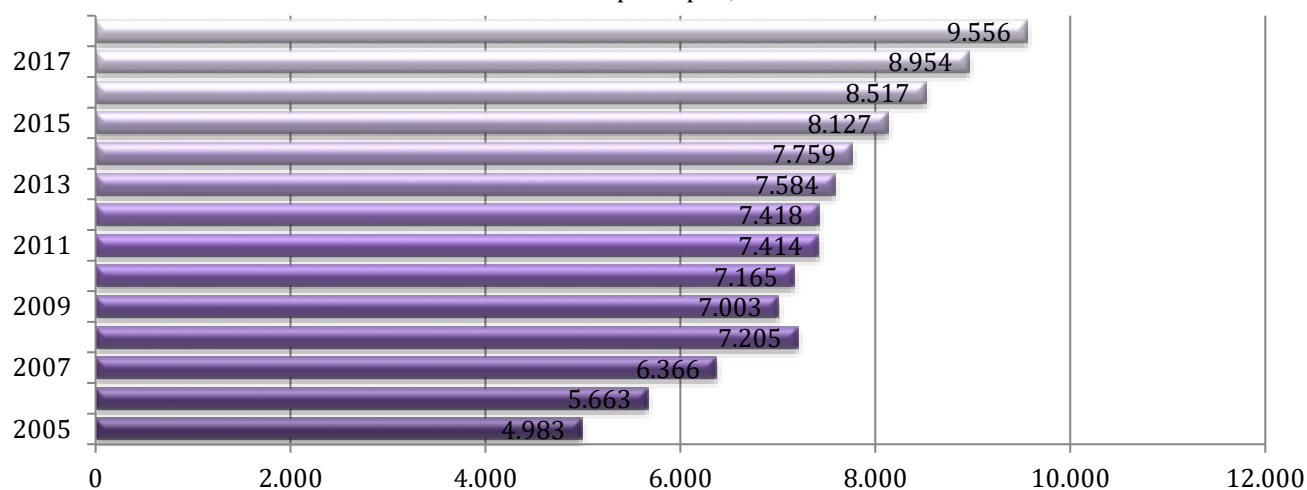
Bruto domaći proizvod, miliona KM

Gross domestic product, mln KM



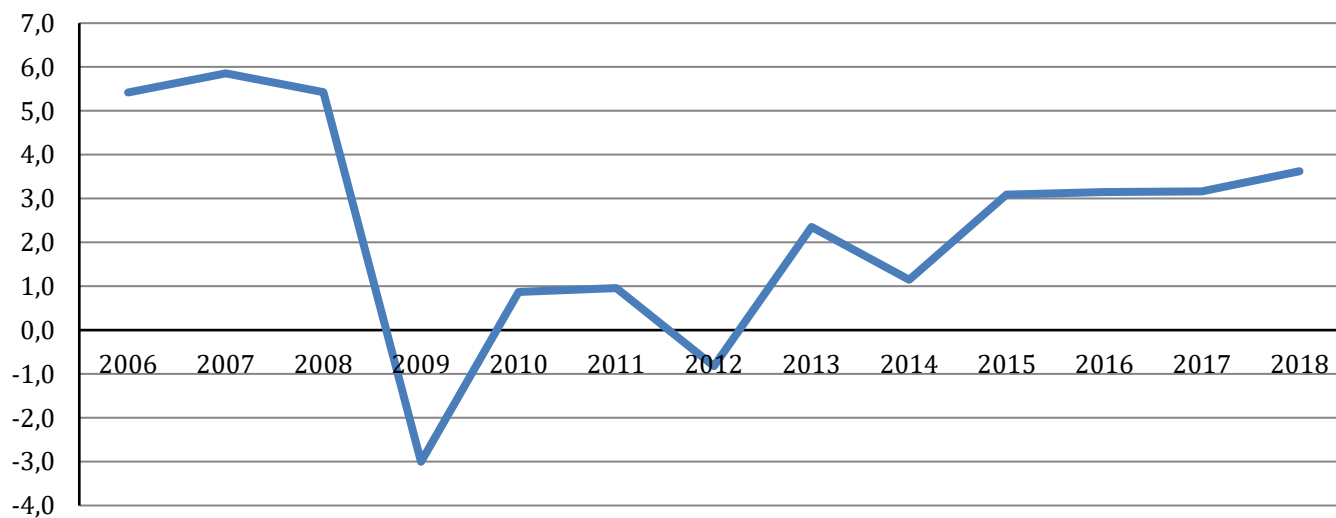
BDP po stanovniku za BiH, KM

GDP per capita, KM



BDP - Stope realnog rasta

GDP - Real growth rates



Definicije i pojašnjenja

Bruto domaći proizvod (BDP) i Bruto dodana vrijednost prema proizvodnom pristupu mjere ukupnu vrijednost proizvoda i usluga koje su proizvele rezidentne institucionalne jedinice u određenom vremenskom periodu.

BDP je jednak vrijednosti svih roba i usluga proizvedenih u ekonomiji (output ili bruto vrijednost proizvodnje) minus vrijednost svih roba i usluga potrošenih u proizvodnom procesu (međufazna potrošnja).

Bruto vrijednost proizvodnje definiše se kao tržišna vrijednost svih proizvedenih roba i pruženih usluga. Obračunata je po djelatnostima u baznim cijenama jer su sve subvencije posmatrane kao subvencije na proizvode.

Međufazna potrošnja predstavlja vrijednost dobara i usluga, upotrebljenih kao inputi u procesu proizvodnje u obračunskom periodu sa ciljem da se proizvedu druga dobra i usluge.

Bruto dodana vrijednost kao povećanje vrijednosti proizvodnje jednaka je razlici između bruto vrijednosti proizvodnje i međufazne potrošnje. Bruto domaći proizvod se računa sabiranjem ukupne bruto dodane vrijednosti i poreza minus subvencije na proizvode.

FISIM (usluge finansijskog posredovanja indirektno mjerene) predstavlja vrijednost usluga finansijskog posredovanja koje se izračunavaju indirektno. FISIM se izračunava kao razlika između potraživanja po kamatama (aktivne kamate) i obaveza po kamatama (pasivne kamate) za institucionalne jedinice finansijskog posredovanja.

U cilju metodološkog poboljšanja u obračun dodane vrijednosti i bruto domaćeg proizvoda uključena je vrijednost imputirane rente (usluge korišćenja stambenih zgrada nastanjenih vlasnicima) kao i vrijednost neobuhvaćenih ekonomskih aktivnosti (NOE). Ilegalne ekonomske aktivnosti nisu uključene.

Obračun BDP u stalnim cijenama izveden je metodom jednostrukih indikatora. Procjene su rađene u cijenama prethodne godine.

Za dodatne metodološke napomene, koncept obračuna, korištenu metodologiju i definicije pogledati Opis izvora i metoda korištenih u kompilaciji Nacionalnih računa, raspoloživ na internet stranici: www.bhas.gov.ba.

Definitions and explanations

Gross domestic product (GDP) and Gross value added by production approach measure the total value of finished goods and services produced by resident institutional units during a certain period of time.

GDP is equal to the value of all goods and services produced in the economy (output) less the value of all goods and services used in the production process (intermediate consumption).

Gross output is defined as a market value of produced goods and services. It is calculated by activities at basic prices, since all subsidies are treated as subsidies on products.

Intermediate consumption includes the value of products and services used as input in process of production to produce other product and services in accounting period.

Gross value added as increase in value of production is equal to difference between gross output and intermediate consumption. Gross domestic product is computed by adding together the total gross value added and taxes less subsidies on products.

FISIM (financial intermediation services indirectly measured) presents the value of services of financial intermediation, which are indirectly measured. FISIM is calculated as difference between the claims according to interest (active interest) and obligations according to interest (passive interest) for the institutional units for financial intermediation.

In order to methodological improvements the calculation of gross value added and gross domestic product, imputed rentals is included (the value of dwellings services for owner occupied dwellings). The value of non-observed economy is included in official data of GDP. Illegal activities are not included.

For the calculation of GDP at constant prices the concept of the single indicator method is used. The estimates were made at prices previous year.

For additional notes on methodology, concepts, compilation practice and definitions see Description of sources and methods used to compilation NA, available on the web site: www.bhas.gov.ba.

SKRAĆENICE / ABBREVIATIONS**PODRUČJA DJELATNOSTI PREMA KD**

A	Poljoprivreda, šumarstvo i ribolov
B	Vađenje ruda i kamena
C	Prerađivačka industrija
D	Proizvodnja i snabdijevanje električnom energijom, plinom, parom i klimatizacija
E	Snabdijevanje vodom; uklanjanje otpadnih voda, upravljanje otpadom
F	Građevinarstvo
G	Trgovina na veliko i malo; popravak motornih vozila i motocikala
H	Prijevoz i skladištenje
I	Djelatnosti pružanja smještaja te pripreme i usluživanja hrane
J	Informacije i komunikacije
K	Finansijske djelatnosti i djelatnosti osiguranja
L	Poslovanje nekretninama
M	Stručne, naučne i tehničke djelatnosti
N	Administrativne i pomoćne uslužne djelatnosti
O	Javna uprava i odbrana; obavezno socijalno osiguranje
P	Obrazovanje
Q	Djelatnosti zdravstvene i socijalne zaštite
R	Umjetnost, zabava i rekreacija
S	Ostale uslužne djelatnosti

SECTIONS ACTIVITIES BY NACE Rev. 2

<i>Agriculture, forestry and fishing</i>
<i>Mining and quarrying</i>
<i>Manufacturing</i>
<i>Electricity, gas, steam and air conditioning supply</i>
<i>Water supply; sewerage, waste management and remediation activities</i>
<i>Construction</i>
<i>Wholesale and retail trade; repair of motor vehicles and motorcycles</i>
<i>Transportation and storage</i>
<i>Accommodation and food service activities</i>
<i>Information and communication</i>
<i>Financial and insurance activities</i>
<i>Real estate activities</i>
<i>Professional, scientific and technical activities</i>
<i>Administrative and support service activities</i>
<i>Public administration and defence; compulsory social security</i>
<i>Education</i>
<i>Human health and social work activities</i>
<i>Arts, entertainment and recreation</i>
<i>Other service activities</i>

Izdaje i štampa Agencija za statistiku Bosne i Hercegovine, 71000 Sarajevo, Zelenih beretki 26
Published and printed by the Agency for Statistics of the Bosnia and Herzegovina, 71000 Sarajevo, Zelenih beretki 26

Telefon/Phone: +387 (33) 911 911 · Telefaks/Telefax: +387 (33) 220 622
Elektronska pošta/E-mail: bhas@bhas.gov.ba · Internetska stranica/Web site: <http://www.bhas.gov.ba>

Odgovara direktor Velimir Jukić
Person Responsible: Velimir Jukić, Director

Saopćenje priredila: Edina Kozić, Vanja Erak
Prepared by: Edina Kozić, Vanja Erak

Podaci iz ovog saopćenja objavljuju se i na internetu
First Release data are also published on the Internet
