



FIRST RELEASE



Users are kindly requested to mention the data source

YEAR XIII

SARAJEVO, 07.10.2019.

NUMBER 8

TOURISM STATISTICS

Tourism in BiH, August 2019

In August 2019 tourists realised 205,238 tourist arrivals in Bosnia and Hercegovina which represent the increase by 6.3% as compared to July 2019 and increase by 10.6% as compared to August 2018. Tourists realised 454,730 tourist nights which represent the increase by 7.5% as compared to July 2019 and increase by 5.3% as compared to August 2018. Domestic tourists share of total number of overnight stays was 21.4% and foreign tourists share was 78.6%.

The number of domestic tourist nights increased by 4,3% as compared to July 2019 and increased by 9.0% as compared to August 2018. Foreign tourist nights increased by 8.4% as compared to July 2019 and increased by 4.3% as compared to August 2018.

Concerning the structure of foreign tourist nights in August 2019, the most of them (56.1%) were realised by tourists from: Saudi Arabi with (12.1%), UAE with (9.0%), Italy with (6.3%), Croatia with (6.0%), Poland with (5.2%), Serbia with (4.8%), Slovenia with (4,4%) Germany with (4.3%) and Turkey with (4.0%) Tourists from other countries realised 43,9% of tourist nights.

Regarding the average detention of foreign tourist stays in our country on the first place comes: Iceland and Malta with average stay by 5.4 nights, Kuwait 3.5 nights, France 3.2 nights, Ireland, Qatar and UAE by 3.1 nights and Bahrain by 2.9 nights.

Available rooms, apartments and camping sites for tourists in Bosnia and Herzegovina in August 2019 amounted to 21.435, which is 3.0% increase compared to August 2018. Number of available beds was 46.585 beds, which is increase by 4.6%, compared to the same month of 2018.

In August 2019, in the activity - Hotels and similar accommodation, number of rooms and apartments available to tourists amounted to 18.353, which is an increase of 5.5% compared to August 2018., and number of available beds amounted to 38.271 which is an increase of 7.6%, compared to the same month of the previous year.

Net occupancy rate of permanent beds was 34.0%.

According to the type of accommodation facility the highest number of nights was recorded in Hotels and similar accommodation with share of 90.7%.

Tourist nights by months August 2018.- August 2019

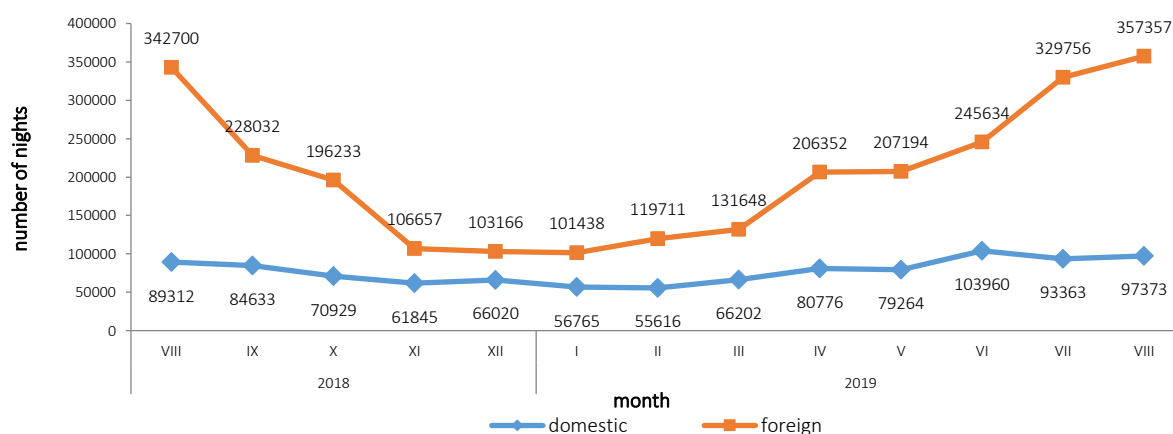
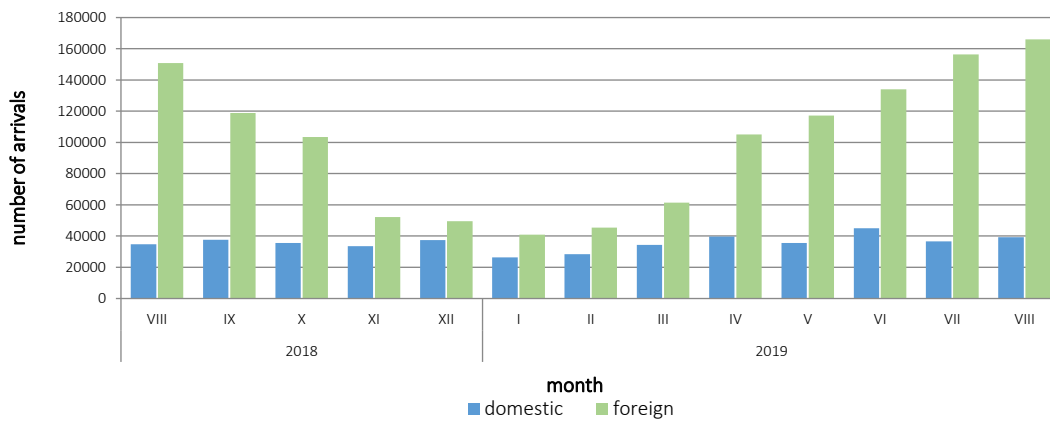


Table 1: Tourist arrivals and nights

	Arrivals					Nights					VIII 2019	
	VIII 2018	VII 2019	VIII 2019	Indices VIII 2019 VII 2019	Indices VIII 2019 VIII 2018	VIII 2018	VII 2019	VIII 2019	Indices VIII 2019 VII 2019	Indices VIII 2019 VIII 2018	Structure of nights %	Average number of nights by arrivals
TOTAL	185.648	193.043	205.238	106,3	110,6	432.012	423.119	454.730	107,5	105,3	100,0	2,2
Domestic tourist	34.782	36.687	39.180	106,8	112,6	89.312	93.363	97.373	104,3	109,0	21,4	2,5
Foreign tourist	150.866	156.356	166.058	106,2	110,1	342.700	329.756	357.357	108,4	104,3	78,6	2,2

Tourist arrivals by months August 2018. - August 2019.

Table 2: Foreign tourist arrivals and nights, by country of residence

	Arrivals					Nights					VIII 2019	
	VIII 2018	VII 2019	VIII 2019	Indices VIII 2019 VII 2019	Indices VIII 2019 VIII 2018	VIII 2018	VII 2019	VIII 2019	Indices VIII 2019 VII 2019	Indices VIII 2019 VIII 2018	Structure of nights %	Average number of nights by arrivals
TOTAL	150.866	156.356	166.058	106,2	110,1	342.700	329.756	357.357	108,4	104,3	100,0	2,2
Albania	405	327	337	103,1	83,2	857	538	770	143,1	89,8	0,2	2,3
Austria	3.471	3.307	4.097	123,9	118,0	7.181	6.117	7.973	130,3	111,0	2,2	1,9
Belgium	904	1.323	886	67,0	98,0	2.373	3.291	1.571	47,7	66,2	0,4	1,8
Bulgaria	357	523	526	100,6	147,3	862	1.005	1.056	105,1	122,5	0,3	2,0
Montenegro	1.392	1.252	1.481	118,3	106,4	3.408	2.853	3.419	119,8	100,3	1,0	2,3
Czech Republic	1.094	1.098	1.463	133,2	133,7	2.514	2.135	2.961	138,7	117,8	0,8	2,0
Denmark	591	1.456	734	50,4	124,2	1.786	3.119	1.912	61,3	107,1	0,5	2,6
Estonia	70	72	74	102,8	105,7	281	123	204	165,9	72,6	0,1	2,8
Finland	224	449	220	49,0	98,2	639	1.107	468	42,3	73,2	0,1	2,1
France	3.742	2.052	3.156	153,8	84,3	14.301	6.881	10.023	145,7	70,1	2,8	3,2
Greece	2.326	772	1.924	249,2	82,7	4.798	1.521	3.645	239,6	76,0	1,0	1,9
Netherlands	2.738	2.509	3.039	121,1	111,0	5.936	5.343	6.248	116,9	105,3	1,7	2,1
Croatia	8.752	8.000	11.473	143,4	131,1	16.381	14.164	21.308	150,4	130,1	6,0	1,9
Ireland	1.061	516	633	122,7	59,7	4.519	1.439	1.976	137,3	43,7	0,6	3,1
Iceland	79	99	91	91,9	115,2	307	281	494	175,8	160,9	0,1	5,4

(continued on next page)

(continued)

	Arrivals					Nights					VIII 2019	
	VIII 2018	VII 2019	VIII 2019	Indices VIII 2019 VII 2019	Indices VIII 2019 VIII 2018	VIII 2018	VII 2019	VIII 2019	Indices VIII 2019 VII 2019	Indices VIII 2019 VIII 2018	Structure of nights %	Average number of nights by arrivals
Italy	9.396	4.071	8.975	220,5	95,5	23.310	10.493	22.525	214,7	96,6	6,3	2,5
Cyprus	256	173	220	127,2	85,9	483	194	249	128,4	51,6	0,1	1,1
Latvia	200	124	81	65,3	40,5	520	351	212	60,4	40,8	0,1	2,6
Lithuania	255	231	272	117,7	106,7	356	605	409	67,6	114,9	0,1	1,5
Luxembourg	207	90	192	213,3	92,8	535	151	378	250,3	70,7	0,1	2,0
Hungary	2.635	2.295	2.778	121,0	105,4	5.371	4.183	5.145	123,0	95,8	1,4	1,9
Malta	230	42	251	597,6	109,1	1.695	66	1.357	2056,1	80,1	0,4	5,4
Norway	590	1.039	496	47,7	84,1	1.382	2.260	1.119	49,5	81,0	0,3	2,3
Germany	6.617	5.243	7.024	134,0	106,2	14.592	11.242	15.316	136,2	105,0	4,3	2,2
Poland	7.415	7.644	7.415	97,0	100,0	18.917	22.060	18.424	83,5	97,4	5,2	2,5
Portugal	798	717	1.022	142,5	128,1	1.461	959	1.205	125,7	82,5	0,3	1,2
Romania	898	819	1.191	145,4	132,6	2.550	1.428	1.958	137,1	76,8	0,5	1,6
Russian Federation	578	699	777	111,2	134,4	1.272	1.444	1.234	85,5	97,0	0,3	1,6
North of Macedonia ¹⁾	634	733	716	97,7	112,9	1.482	1.241	1.721	138,7	116,1	0,5	2,4
Slovakia	920	693	1.042	150,4	113,3	1.728	1.244	2.284	183,6	132,2	0,6	2,2
Slovenia	8.207	5.041	8.330	165,2	101,5	15.304	10.850	15.676	144,5	102,4	4,4	1,9
Serbia	7.855	7.863	9.245	117,6	117,7	16.479	14.220	17.101	120,3	103,8	4,8	1,8
Spain	3.476	2.817	4.241	150,6	122,0	5.475	5.148	6.592	128,0	120,4	1,8	1,6
Switzerland (including Liechtenstein)	1.407	2.099	1.739	82,8	123,6	2.945	3.894	3.524	90,5	119,7	1,0	2,0
Sweden	1.435	3.012	1.579	52,4	110,0	3.285	6.706	3.587	53,5	109,2	1,0	2,3
Turkey	13.233	13.651	9.963	73,0	75,3	17.422	17.327	14.191	81,9	81,5	4,0	1,4
United Kingdom	2.221	1.831	1.881	102,7	84,7	4.971	4.107	4.185	101,9	84,2	1,2	2,2
Ukraine	364	237	341	143,9	93,7	855	521	562	107,9	65,7	0,2	1,6
Other European countries	499	290	479	165,2	96,0	1.293	790	1.085	137,3	83,9	0,3	2,3
Egypt	97	182	155	85,2	159,8	286	551	431	78,2	150,7	0,1	2,8
South Africa	69	122	113	92,6	163,8	180	169	195	115,4	108,3	0,1	1,7
Other African countries	226	352	421	119,6	186,3	706	848	965	113,8	136,7	0,3	2,3
Canada	802	995	1.006	101,1	125,4	1.607	2.190	2.417	110,4	150,4	0,7	2,4
USA	3.347	4.165	4.219	101,3	126,1	8.037	9.223	9.060	98,2	112,7	2,5	2,1
Other Northern American countries	68	104	71	68,3	104,4	151	222	207	93,2	137,1	0,1	2,9
Brazil	362	570	706	123,9	195,0	732	1.054	1.345	127,6	183,7	0,4	1,9
Other Southern and Central American countries	848	744	953	128,1	112,4	1.411	1.402	2.354	167,9	166,8	0,7	2,5
Bahrain	2.719	2.092	2.805	134,1	103,2	7.204	5.834	8.177	140,2	113,5	2,3	2,9
India	364	271	429	158,3	117,9	734	536	837	156,2	114,0	0,2	2,0
Iran	76	112	65	58,0	85,5	188	315	180	57,1	95,7	0,1	2,8
Israel	1.802	1.445	2.304	159,4	127,9	6.253	3.535	5.727	162,0	91,6	1,6	2,5
Japan	607	1.374	833	60,6	137,2	980	1.735	1.096	63,2	111,8	0,3	1,3
Republic of Korea	5.028	4.474	3.736	83,5	74,3	6.055	5.463	4.854	88,9	80,2	1,4	1,3
Qatar	1.025	1.080	1.302	120,6	127,0	3.048	3.418	4.013	117,4	131,7	1,1	3,1
China	4.564	9.223	9.351	101,4	204,9	5.950	11.107	11.880	107,0	199,7	3,3	1,3
Kuwait	2.644	2.110	2.595	123,0	98,1	10.481	7.760	8.958	115,4	85,5	2,5	3,5
Malaysia	391	315	446	141,6	114,1	531	456	791	173,5	149,0	0,2	1,8
Oman	2.126	3.448	1.305	37,8	61,4	5.422	8.597	3.351	39,0	61,8	0,9	2,6
Saudi Arabia	10.649	25.343	17.583	69,4	165,1	27.591	59.622	43.379	72,8	157,2	12,1	2,5
United Arab Emirates	10.755	8.444	10.319	122,2	95,9	33.930	26.265	32.128	122,3	94,7	9,0	3,1
Other Asian countries	2.645	2.126	2.888	135,8	109,2	7.188	4.019	6.624	164,8	92,2	1,9	2,3
Australia	1.808	1.794	1.794	100,0	99,2	3.585	3.458	3.705	107,1	103,3	1,0	2,1
New Zealand	237	230	200	87,0	84,4	418	508	507	99,8	121,3	0,1	2,5
Other countries of Oceania	75,0	32	75	234,4	100,0	206,0	68	109	160,3	52,9	0,0	1,5

¹⁾ previous FYR of Macedonia

Foreign tourist nights and arrivals, by country of residence , August 2019.

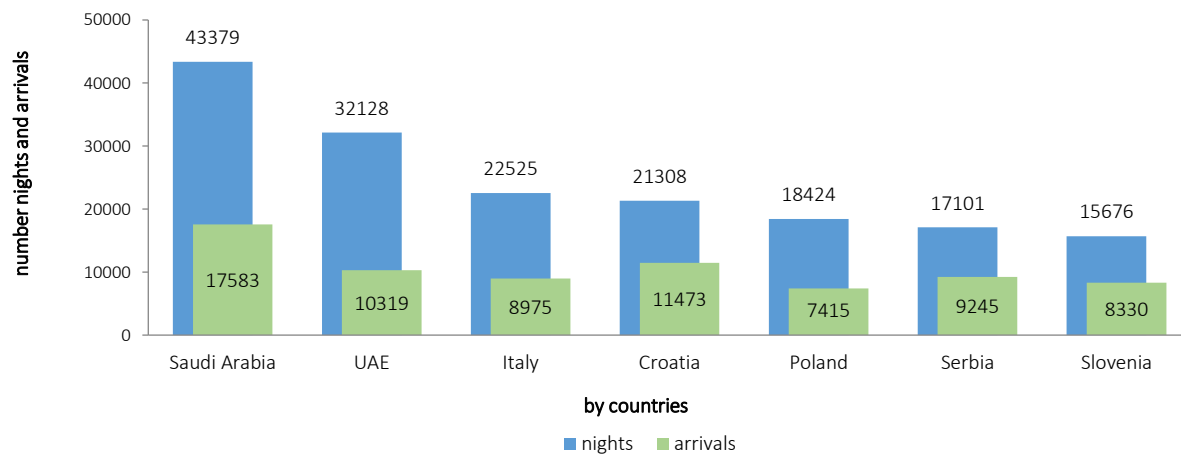


Table 3: Tourist arrivals and nights according to the classification of activities 1)

	Arrivals					Nights					VIII 2019
	VIII 2018	VII 2019	VIII 2019	Indices VIII 2019 VII 2019	Indices VIII 2019 VIII 2018	VIII 2018	VII 2019	VIII 2019	Indices VIII 2019 VII 2019	Indices VIII 2019 VIII 2018	Structure of nights %
Total	185.648	193.043	205.238	106,3	110,6	432.012	423.119	454.730	107,5	105,3	100,0
Hotels and similar accommodation	168.722	178.770	188.222	105,3	111,6	388.594	386.529	412.218	106,6	106,1	90,7
Holiday and other short-stay accommodation	9.088	8.591	10.488	122,1	115,4	21.608	18.417	22.795	123,8	105,5	5,0
Camps and camping grounds	4.653	4.432	4.824	108,8	103,7	7.373	7.527	8.100	107,6	109,9	1,8
Other accommodation	3.185	1.250	1.704	136,3	53,5	14.437	10.646	11.617	109,1	80,5	2,6
Domestic tourist	34.782	36.687	39.180	106,8	112,6	89.312	93.363	97.373	104,3	109,0	21,4
Hotels and similar accommodation	30.320	32.862	34.249	104,2	113,0	72.717	78.408	80.945	103,2	111,3	17,8
Holiday and other short-stay accommodation	1.993	2.208	2.771	125,5	139,0	4.801	4.275	4.627	108,2	96,4	1,0
Camps and camping grounds	349	524	647	123,5	185,4	453	739	842	113,9	185,9	0,2
Other accommodation	2.120	1.093	1.513	138,4	71,4	11.341	9.941	10.959	110,2	96,6	2,4
Foreign tourist	150.866	156.356	166.058	106,2	110,1	342.700	329.756	357.357	108,4	104,3	78,6
Hotels and similar accommodation	138.402	145.908	153.973	105,5	111,3	315.877	308.121	331.273	107,5	104,9	72,9
Holiday and other short-stay accommodation	7.095	6.383	7.717	120,9	108,8	16.807	14.142	18.168	128,5	108,1	4,0
Camps and camping grounds	4.304	3.908	4.177	106,9	97,0	6.920	6.788	7.258	106,9	104,9	1,6
Other accommodation	1.065	157	191	121,7	17,9	3.096	705	658	93,3	21,3	0,1

1) The Classification of Economic Activities of BiH 2010

Table 4: Tourist arrivals and nights, by organisation of tourist arrivals

	Individual arrangement						Organised trip					
	Arrivals tourist			Nights tourist			Arrivals tourist			Nights tourist		
	VIII 2018	VIII 2019	Indices <u>VIII 2019</u> VIII 2018	VIII 2018	VIII 2019	Indices <u>VIII 2019</u> VIII 2018	VIII 2018	VIII 2019	Indices <u>VIII 2019</u> VIII 2018	VIII 2018	VIII 2019	Indices <u>VIII 2019</u> VIII 2018
Total	128.569	141.698	110,2	294.549	322.279	109,4	57.079	63.540	111,3	137.463	132.451	96,4
Domestic tourist	30.760	33.992	110,5	80.024	85.467	106,8	4.022	5.188	129,0	9.288	11.906	128,2
Foreign tourist	97.809	107.706	110,1	214.525	236.812	110,4	53.057	58.352	110,0	128.175	120.545	94,0

NOTES ON METHODOLOGY

The purpose of the statistical survey

The purpose of the statistical survey is to monitor the tourist activity realised in commercial accommodation establishments and to provide internationally comparable BiH's statistics of tourism in accordance with current EU Regulations for the tourism statistics.

Observation units

Observation units are all business entities /legal units which are, by the main activity, registered in accommodation activity (division 55 - KD BiH 2010), persons as well as households that rent accommodation establishments to tourists. For the purpose of the survey, Classification of Activities in Bosnia and Herzegovina - KD BiH 2010 was used, and it is fully compliant with the European Classification of Economic Activities - NACE Rev. 2.

Coverage

Reporting units are all business entities (enterprises, entrepreneurs, institutions, associations etc.) and parts thereof engaged in providing accommodation servi in tourism registered according to the CA BiH 2010 under section : 55.1 (hotels and similar accommodation), 55.2 (holiday and other short - stay accommodation), 55.3 (camps and camping grounds), 55.9 (other accommodation), health institutions for their facilities in which persons stay for medical rehabilitation (costs are on persons themselves), business entities and parts thereof engaged in tourist stay in rural households, houses, camps, apartments and rooms directly rented by private persons/households. Survey covers the entire territory of Bosnia and Herzegovina.

Source and methods of data collection

Data on turnover of tourists (number of tourist arrivals and tourist nights) are collected from regular monthly report (TU-11 form). Reports are usually made on the basis of reception records in guest books, entities and their parts engaged in organising and arranging of tourists.

Definitions

Tourism means the activity of visitors taking a trip to a main destination outside their usual environment for less than a year, for leisure, business or other personal purpose other than to be employed by a resident entity in the place visited.

Tourist is every person who, outside his place of permanent residence, spends one night in a hotel or some other accommodation facility for reasons of rest, recreation, health, study, sport, religion, family, business, public tasks or meeting.

Residence is a place where a person came with the intention of permanent stay. Tourist is registered in every place or establishment where he stays and, therefore, in case he/she changes the place or establishment, he/she must register again, which results in data ambiguity. Consequently, the statistics register the number of tourist arrivals and not the number of tourists.

Domestic tourist is a person with permanent residence in the BiH who spends at least one night in a hotel or same other accommodation establishment outside their place or residence.

Foreign tourist is every person with permanent residence outside in BiH who temporarily resides in BiH and who spends at least one night in a hotel or same other accommodation establishment.

Tourist arrivals refer to the number of persons (tourists) who arrived and registered their stay in an accommodation establishment. **Tourist nights** refer to every registered overnight stay of a person (tourist) in an accommodation establishment.

Accommodation capacities are presented as the number of rooms, apartments and camping sites, and the number of permanent beds.

Permanent beds are those that are regularly ready-made for renting to guests.

Occupancy rate of permanent beds (net) in the reference period is obtained by dividing the total number of nights by the number of beds on offer and the number of days when the beds are actually available for use during the reference period. The data are expressed as a percentage.

Organization of tourist arrivals represent the way of organising touristic arrangements. Depending on the way of organising, touristic arrangement can be individual or organised (travel agency).

Symbols

- no occurrence

0,0 value not zero but less than 0,05 unit of measure use

Published and printed by the Agency for Statistics of the Bosnia and Herzegovina, 71000 Sarajevo, Zelenih beretki 26

Phone: +387 (33) 911 911 · Telefax: +387 (33) 220 622

E-mail : bhas@bhas.gov.ba · Web site: <http://www.bhas.gov.ba>

Person responsible: Velimir Jukić, PhD, director

Prepared by: Ms. Azra Bander- Demirović

First Release data are also published on the Internet
