



Users are kindly requested to mention the data source

YEAR XIII

SARAJEVO, 13.11.2019.

NUMBER 08

## TOURISM STATISTICS

### Cumulative data, January –September 2019

In the period from January – September 2019 tourists realised 1,281,751 tourists arrivals which represent the increase by 11.1% and 2,661,261 overnight stays which is increase by 9.3% as compared to the same period of 2018.

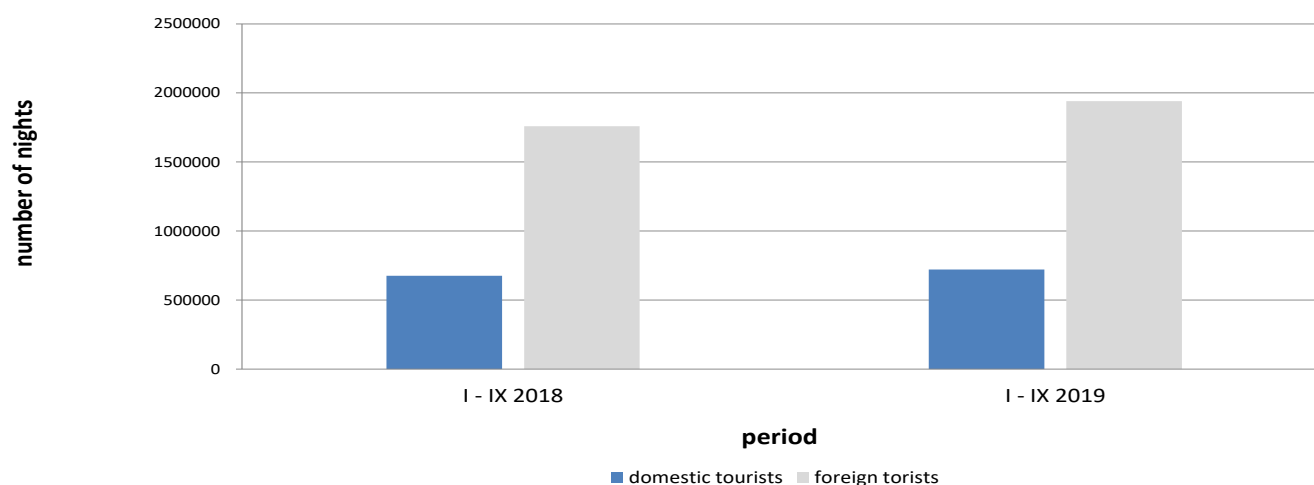
The number of domestic tourist nights increased by 6.7% and number of foreign tourist nights increased by 10.3% as compared to the same period of 2018. Domestic tourist's share of total number of overnight stays was 27.1% and foreign tourists share was 72.9%.

Concerning the structure of foreign tourist nights, most of them (59.9%) were realised by tourists from Croatia (11.4%), Serbia (8.1%), Saudi Arabia (7.7%), Slovenia (5.0%), Italy (4.9%), Germany (4.8%), China (4.7%), Turkey (4.6%), United Arab Emirates (4.4%) and Poland (4.3%). Tourists from other countries realised 40.1% of tourist nights.

Regarding the average detention of foreign tourist stays, on the first place comes Malta with average stay of 4.7 nights, Kuwait with 3.4 nights, Island with 3.3 nights, Ireland with 3.2 nights and United Arab Emirates with 3.0 nights.

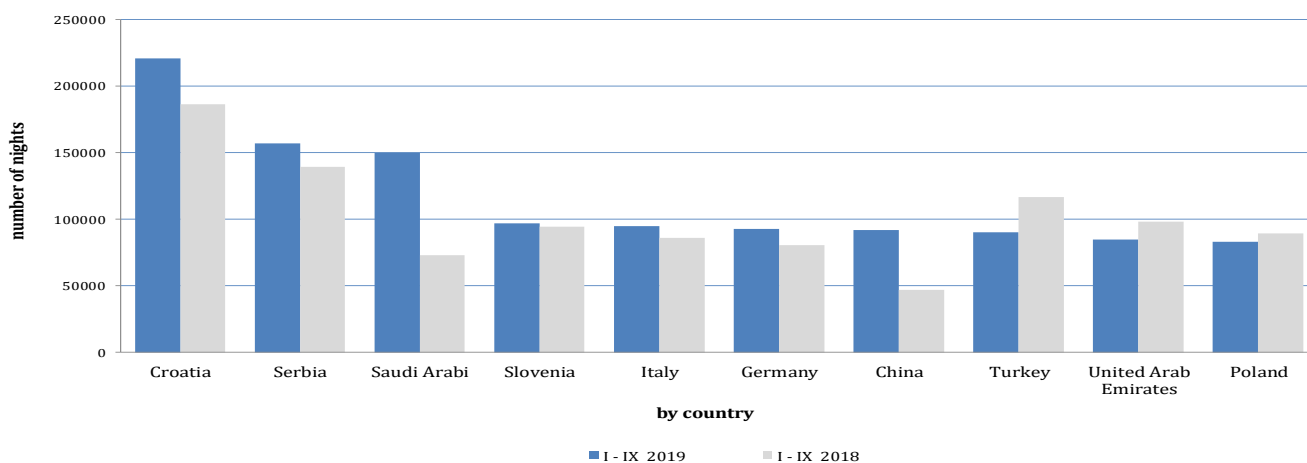
According to the type of accommodation facility the highest number of nights was recorded in Hotels and similar accommodation with share of 92.1%.

**Tourists nights, January - September 2018. and 2019.**



**Table1 : Tourist arrivals and nights**

	ARRIVALS			NIGHTS			I - IX 2019	
	I - IX 2018	I - IX 2019	Indices $\frac{I-IX\ 2019}{I-IX\ 2018}$	I - IX 2018	I - IX 2019	Indices $\frac{I-IX\ 2019}{I-IX\ 2018}$	Structure of nights %	Average number of nights by arrivals
<b>TOTAL</b>	<b>1,153,704</b>	<b>1,281,751</b>	<b>111.1</b>	<b>2,435,340</b>	<b>2,661,261</b>	<b>109.3</b>	<b>100.0</b>	<b>2,1</b>
Domestic tourist	306,022	325,911	106.5	675,992	720,973	106.7	27,1	2,2
Foreign tourist	847,682	955,840	112.8	1,759,348	1,940,288	110.3	72.9	2.0

**Foreign tourist nights by country of residence,  
January - September 2018. and 2019.**

**Table 2 : Foreign tourist arrivals and nights by country of residence**

	ARRIVALS			NIGHTS			I - IX 2019	
	I - IX 2018	I - IX 2019	Indices $\frac{I-IX\ 2019}{I-IX\ 2018}$	I - IX 2018	I - IX 2019	Indices $\frac{I-IX\ 2019}{I-IX\ 2018}$	Structure of nights %	Average number of nights by arrivals
<b>TOTAL</b>	<b>847,682</b>	<b>955,840</b>	<b>112.8</b>	<b>1,759,348</b>	<b>1,940,288</b>	<b>110.3</b>	<b>100.0</b>	<b>2.0</b>
Albania	3,083	3,227	104.7	5373,000	6,110	113.7	0.3	1,9
Austria	21,104	22,119	104.8	40,999	41,884	102.2	2.2	1,9
Belgium	5,825	6,494	111.5	13,961	14,913	106.8	0.8	2,3
Bulgaria	5,672	6,439	113.5	10,147	11,328	111.6	0.6	1,8
Montenegro	12,887	13,660	106.0	28,370	29,986	105.7	1.5	2,2
Czech Republic	5,173	7,768	150.2	10,344	14,732	142.4	0.8	1,9
Denmark	4,899	5,743	117.2	12,745	14,170	111.2	0.7	2,5
Estonia	507	465	91.7	1,237	1,084	87.6	0.1	2,3
Finland	1,897	2,368	124.8	3,665	5,243	143.1	0.3	2,2
France	18,116	17,811	98.3	54,973	49,022	89.2	2,5	2,8
Greece	5,625	5,275	93.8	11,556	10,498	90.8	0.5	2,0
Netherlands	13,797	14,663	106.3	35,649	35,400	99.3	1,8	2,4
Croatia	82,276	98,735	120.0	186,500	221,036	118.5	11,4	2,2
Ireland	4,687	3,760	80.2	17,352	11,959	68.9	0.6	3,2
Iceland	251	388	154.6	655	1,280	195.4	0.1	3,3

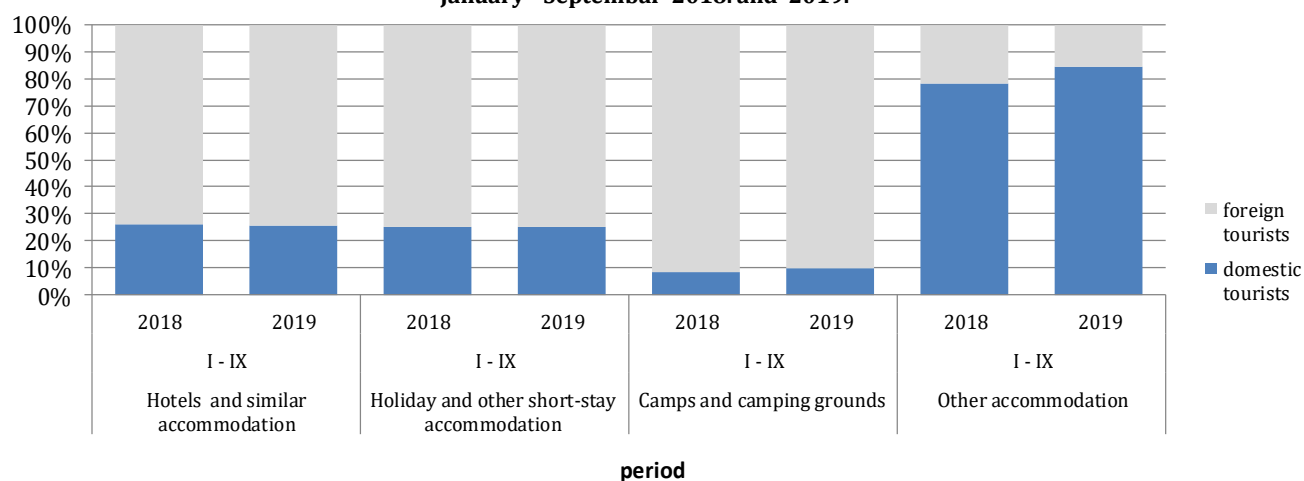
(continued on next page)

(continued)

	ARRIVALS			NIGHTS			I - IX 2019	
	I - IX 2018	I - IX 2019	Indices <u>I-IX 2019</u> I-IX 2018	I - IX 2018	I - IX 2019	Indices <u>I-IX 2019</u> I-IX 2018	Structure of nights %	Average number of nights by arrivals
Italy	36,964	38,084	103.0	86,181	94,725	109.9	4.9	2.5
Cyprus	828	789	95.3	1,422	1,080	75.9	0.1	1.4
Latvia	634	693	109.3	1,349	1,703	126.2	0.1	2.5
Lithuania	1,126	1,230	109.2	1,565	2,414	154.2	0.1	2.0
Luxembourg	547	699	127.8	1,207	1,493	123.7	0.1	2.1
Hungary	12,747	14,727	115.5	22,992	25,930	112.8	1.3	1.8
Malta	520	455	87.5	2,856	2,154	75.4	0.1	4.7
Norway	4,088	3,937	96.3	9,261	8,769	94.7	0.5	2.2
Germany	38,052	43,670	114.8	80,66	92,978	115.3	4.8	2.1
Poland	37,372	34,945	93.5	89,551	83,050	92.7	4.3	2.4
Portugal	2,796	3,466	124.0	4,745	4,710	99.3	0.2	1.4
Romania	5,615	5,309	94.6	13,626	10,287	75.7	0.5	1.9
Russian Federation	4,588	5,252	114.5	9,591	10,322	107.6	0.5	2.0
Southern Macedonia 1)	6,835	7,011	102.6	14,473	14,307	98.9	0.7	2.0
Slovakia	3,603	3,873	107.5	6,862	8,238	120.1	0.4	2.1
Slovenia	49,383	50,440	102.1	94,572	96,775	102.3	5.0	1.9
Serbia	67,601	77,379	114.5	139,268	156,924	112.7	8.1	2.0
Spain	12,294	15,319	124.6	21,347	25,917	121.4	1.3	1.7
Switzerland (including Liechtenstein)	8,866	10,079	113.7	18,156	21,825	120.2	1.1	2.2
Sweden	10,401	10,991	105.7	24,027	24,547	102.2	1.3	2.2
Turkey	77,655	58,866	75.8	116,846	90,147	77.2	4.6	1.5
United Kingdom	11,712	12,401	105.9	26,569	28,865	108.6	1.5	2.3
Ukraine	1,446	1,652	114.2	3,135	4,310	137.5	0.2	2.6
Other European countries	2,978	2,669	89.6	6,815	6,851	100.5	0.4	2.6
Egypt	637	1,009	158.4	1,835	2,738	149.2	0.1	2.7
South Africa	651	546	83.9	1,374	1,205	87.7	0.1	2.2
Other African countries	1,620	2,216	136.8	5,495	6,127	111.5	0.3	2.8
Canada	5,798	6,400	110.4	10,934	13,104	119.8	0.7	2.0
USA	23,078	27,795	120.4	49,529	58,411	117.9	3.0	2.1
Other Northern American countries	733	726	99.0	1,494	1,477	98.9	0.1	2.0
Brazil	3,192	4,930	154.4	5,660	9,211	162.7	0.5	1.9
Other Southern and Central American countries	5,603	6,007	107.2	10,463	12,262	117.2	0.6	2.0
Bahrain	6,548	6,717	102.6	18,340	19,450	106.1	1.0	2.9
India	1,894	2,046	108.0	4,283	4,212	98.3	0.2	2.1
Iran	692	417	60.3	1,627	1,050	64.5	0.1	2.5
Israel	7,418	6,106	82.3	19,646	14,418	73.4	0.7	2.4
Japan	5,764	8,364	145.1	7,907	11,087	140.2	0.6	1.3
Republic of Korea	37,174	35,882	96.5	41,910	41,008	97.8	2.1	1.1
Qatar	3,419	4,036	118.0	11,316	11,580	102.3	0.6	2.9
China	40,861	77,303	189.2	46,924	91,743	195.5	4.7	1.2
Kuwait	7,457	7,546	101.2	26,985	25,982	96.3	1.3	3.4
Malaysia	11,330	10,636	93.9	14,983	13,945	93.1	0.7	1.3
Oman	10,199	8,674	85.0	25,355	21,026	82.9	1.1	2.4
Saudi Arabia	29,093	62,761	215.7	73,145	150,092	205.2	7.7	2.4
United Arab Emirates	31,548	28,648	90.8	98,403	84,873	86.3	4.4	3.0
Other Asian countries	18,434	24,049	130.5	32,354	38,541	119.1	2.0	1.6
Australia	8,132	8,650	106.4	15,656	16,968	108.4	0.9	2.0
New Zealand	1,175	1,145	97.4	1,922	2,236	116.3	0.1	2.0
Other countries of Oceania	782	380	48.6	1,206	576	47.8	0.0	1.5

1) before FYR of Macedonia

**Structure of tourists nights according to the classification of activity <sup>1)</sup>,  
January - September 2018. and 2019.**



**Table 3 : Tourist arrivals and nights according to the classification of activities <sup>1)</sup>**

	ARRIVALS			NIGHTS			I - IX 2019
	I - IX 2018	I - IX 2019	Indices $\frac{I-IX\ 2019}{I-IX\ 2018}$	I - IX 2018	I - IX 2019	Indices $\frac{I-IX\ 2019}{I-IX\ 2018}$	Structure of nights %
<b>TOTAL</b>	<b>1,153,704</b>	<b>1,281,751</b>	<b>111.1</b>	<b>2,435,340</b>	<b>2,661,261</b>	<b>109.3</b>	<b>100.0</b>
Hotels and similar accommodation	1,073,828	1,205,850	112.3	2,215,792	2,449,854	110.6	92.1
Holiday and other short-stay accommodation	46,147	50,309	109.0	101,164	108,783	107.5	4.1
Camps and camping grounds	13,835	16,059	116.1	23,592	26,410	111.9	1.0
Other accommodation	19,894	9,533	47.9	94,792	76,214	89.4	2.9
<b>Domestic tourists</b>	<b>306,022</b>	<b>325,911</b>	<b>106.5</b>	<b>675,992</b>	<b>720,973</b>	<b>106.7</b>	<b>27.1</b>
Hotels and similar accommodation	276,832	300,726	108.6	574,188	626,345	109.1	23.5
Holiday and other short-stay accommodation	13,727	15,529	113.1	25,385	27,497	108.3	1.0
Camps and camping grounds	1,529	1,905	124.6	2,022	2,596	128.4	0.1
Other accommodation	13,934	7,751	55.6	74,397	64,535	86.7	2.4
<b>Foreign tourist</b>	<b>847,682</b>	<b>955,840</b>	<b>112.8</b>	<b>1,759,348</b>	<b>1,940,288</b>	<b>110.3</b>	<b>72.9</b>
Hotels and similar accommodation	796,996	905,124	113.6	1,641,604	1,823,509	111.1	68.5
Holiday and other short-stay accommodation	32,420	34,780	107.3	75,779	81,286	107.3	3.1
Camps and camping grounds	12,306	14,154	115.0	21,570	23,814	110.4	0.9
Other accommodation	5,960	1,782	29.9	20,395	11,679	57.3	0.4

<sup>1)</sup> The Classification of Economic Activities of BiH 2010

## NOTES ON METHODOLOGY

### The purpose of the statistical survey

The purpose of the statistical survey is to monitor the tourist activity realised in commercial accommodation establishments and to provide internationally comparable BiH's statistics of tourism in accordance with current EU standards for the tourism statistics.

### Observation units

Observation units are all business entities /legal units which are, by the main activity, registered in accommodation activity (division 55 - KD BiH 2010), persons as well as households that rent accommodation establishments to tourists. For the purpose of the survey, Classification of Activities in Bosnia and Herzegovina - KD BiH 2010 was used, and it is fully compliant with the European Classification of Economic Activities - NACE Rev. 2.

### Coverage

Reporting units are all business entities (enterprises, entrepreneurs, institutions, associations etc.) and parts thereof engaged in providing accommodation services in tourism registered according to the CA BiH 2010 under section : 55.1 (hotels and similar accommodation), 55.2 (holiday and other short - stay accommodation), 55.3 (camps and camping grounds), 55.9 (other accommodation), health institutions for their facilities in which persons stay for medical rehabilitation (costs are on persons themselves), business entities and parts thereof engaged in tourist stay in rural households, houses, camps, apartments and rooms directly rented by private persons/households. Survey covers the entire territory of Bosnia and Herzegovina.

### Source and methods of data collection

Data on turnover of tourists (number of tourist arrivals and tourist nights) are collected from regular monthly report (TU-11 form). Reports are usually made on the basis of reception records in guest books, entities and their parts engaged in organising and arranging of tourists.

### Definitions

**Tourism** means the activity of visitors taking a trip to a main destination outside their usual environment for less than a year, for leisure, business or other personal purpose other than to be employed by a resident entity in the place visited.

**Tourist** is every person who, outside his place of permanent residence, spends one night in a hotel or some other accommodation facility for reasons of rest, recreation, health, study, sport, religion, family, business, public tasks or meeting.

**Residence** is a place where a person came with the intention of permanent stay. Tourist is registered in every place or establishment where he stays and, therefore, in case he/she changes the place or establishment, he/she must register again, which results in data ambiguity. Consequently, the statistics register the number of tourist arrivals and not the number of tourists.

**Domestic tourist** is a person with permanent residence in the BiH who spends at least one night in a hotel or some other accommodation establishment outside their place or residence.

**Foreign tourist** is every person with permanent residence outside in BiH who temporarily resides in BiH and who spends at least one night in a hotel or some other accommodation establishment.

### Symbols

- no occurrence

0,0 value not zero but less than 0,05 unit of measure use

---

Published and printed by the Agency for Statistics of the Bosnia and Herzegovina, 71000 Sarajevo, Zelenih beretki 26

Phone: +387 (33) 911 911 · Telefax: +387 (33) 220 622

E-mail : [bhas@bhas.gov.ba](mailto:bhas@bhas.gov.ba) · Web site: <http://www.bhas.gov.ba>

Person responsible: dr.sc. Velimir Jukić, director

Prepared by: Ms. Jasmina Omić

First Release data are also published on the Internet

---