



SAOPĆENJE

FIRST RELEASE



Molimo korisnike da prilikom upotrebe podataka obavezno navedu izvor
Users are kindly requested to mention the data source

GODINA/ YEAR: I

SARAJEVO, 31.12.2020.

BROJ/ NUMBER: 2

DEMOGRAFIJA I SOCIJALNE STATISTIKE

DEMOGRAPHY AND SOCIAL STATISTICS

ANKETA O RADNOJ SNAZI

LABOUR FORCE SURVEY

II kvartal 2020. godine

II quarter 2020

U ovom saopćenju objavljuju se podaci dobijeni putem Ankete o radnoj snazi koja je provedena u drugom kvartalu 2020. godine, tj. u periodu od aprila do juna 2020. godine. Anketa o radnoj snazi u Bosni i Hercegovini se od januara 2020. godine provodi kontinuirano na uzorku koji je u drugom kvartalu obuhvatio 10.718 domaćinstava. Anketirani su svi rezidentni članovi privatnih domaćinstva.

This Release contains data received through the Labour Force Survey conducted in the second quarter 2020 and the observation period was from April to June 2020. Continuous Labour Force Survey in Bosnia and Herzegovina was implemented starting from January 2020. The sample size in the second quarter 2020 was 10.718 households. All resident members of private households were surveyed.

Prema ovim podacima, u drugom kvartalu 2020. godine, u Bosni i Hercegovini aktivnog stanovništva je bilo 1.379 miliona osoba od kojih je 1.159 miliona (84%) zaposlenih i 220 hiljada (16%) nezaposlenih osoba. Broj zaposlenih osoba u drugom kvartalu 2020. godine u odnosu na prethodni kvartal se povećao za 0,9%, dok se broj nezaposlenih osoba u istom periodu smanjio za 4,1%. Broj neaktivnog stanovništva u Bosni i Hercegovini, u drugom kvartalu 2020. godine, je iznosio 1.547 miliona osoba. Broj neaktivnih osoba u drugom kvartalu 2020. godine u odnosu na prvi kvartal se nije mijenjao.

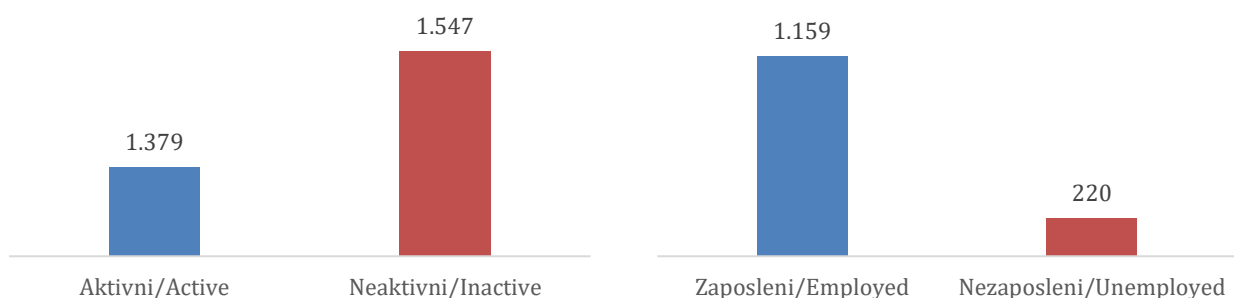
According to the data for the second quarter of 2020 there were 1.379 million active persons in Bosnia and Herzegovina, out of which there were 1.159 million (84%) of employed persons and 220 thousand (16%) of unemployed persons. The number of employed persons for the second quarter 2020 in comparison with the previous quarter has increased 0,9% and the number of unemployed persons in the same period has decreased 4,1%. There were 1.547 million of inactive persons in Bosnia and Herzegovina in the second quarter of 2020. The number of inactive persons in second quarter 2020 in comparison with the previous quarter remained the same.

U drugom kvartalu 2020. godine, stopa aktivnosti je bila 47,1%, stopa zaposlenosti 39,6%, stopa nezaposlenosti 16% i stopa neaktivnosti 52,9%.

In the second quarter of 2020 the activity rate for was 47,1%, the employment rate 39,6%, the unemployment rate 16%, and the inactivity rate 52,9 %.

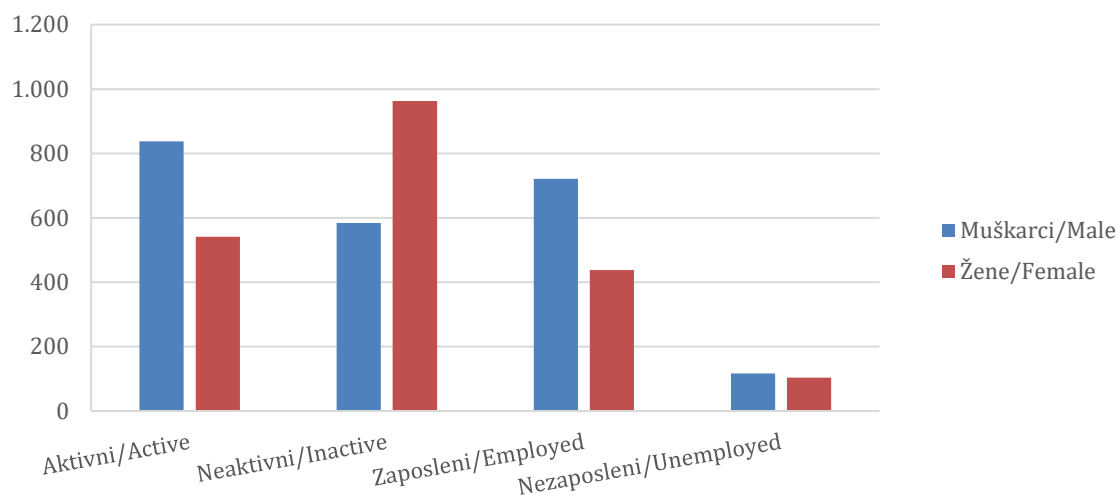
Grafikon 1. Radno sposobno stanovništvo prema aktivnosti, BiH (u hiljadama)

Graph 1. Working age population by status in activity, B&H (in thousands)



Grafikon 2. Radno sposobno stanovništvo prema aktivnosti i spolu, BiH (u hiljadama)

Graph 2. Working age population by status in activity and sex, B&H (in thousands)



Prema podacima iz Ankete o radnoj snazi u drugom kvartalu 2020. godine od ukupnog broja aktivnog stanovništva 838 hiljada (60,8%) osoba su muškarci, a 541 hiljada (39,2%) osoba su žene.

U ukupnom broju neaktivnih osoba 584 hiljade (37,8%) su muškarci, a 963 hiljade (62,2%) su žene.

Od ukupnog broja zaposlenih osoba 721 hiljada (62,2%) su muškarci, a 438 hiljada (37,8%) su žene, dok od ukupnog broja nezaposlenih osoba 117 hiljada (53%) su muškarci, a 104 hiljade (47%) su žene.

According to the data from the Labour Force Survey in the second quarter of 2020, out of the total active population, 838 thousand (60,8%) persons are men and 541 thousand (39,2%) persons are women.

In the total number of inactive persons, 584 thousand (37,8%) persons are men and 963 thousand (62,2%) persons are women.

Out of the total number of employed persons, 721 thousand (62,2%) persons are men and 438 thousand (37,8%) persons are women, while out of the total number of unemployed persons 117 thousand (53%) persons are men and 104 thousand (47%) persons are women.

Grafikon 3. Radno sposobno stanovništvo aktivnosti i starosnim grupama, BiH (u hiljadama)

Graph 3. Working age population by activity and age groups, B&H (in thousands)



U posmatranom periodu, od ukupnog aktivnog stanovništva 62,8% aktivnih osoba pripada starosnoj grupi od 25 do 49 godina, zatim 25,2% starosnoj grupi od 50 do 64 godine, 9,9% starosnoj grupi od 15 do 24 godine i 2,1% ima 65 i više godina.

Od ukupnog neaktivnog stanovništva, 35,8% neaktivnih osoba je u starosnoj grupi od 65 i više godina, zatim 26% neaktivnih osoba u starosnoj grupi od 50 do 64 godine, 20% neaktivnih osoba u starosnoj grupi od 25 do 49 godina i 18,1% neaktivnih osoba u starosnoj grupi od 15 do 24 godine.

In the observed period, out of the total active population, 62,8% of active persons belong to the age group 25 - 49 years, then 25,2% to the age group 50 - 64 years, 9,9% to the age group 15 - 24 years and 2,1% are active persons age 65+.

Out of the total inactive population, 35,8% of inactive persons are age 65+, then 26% belong to the age group 50 - 64 years, 20% to the age group 25 - 49 years and 18,1% to the age group 15 - 24 years.

Od ukupnog broja zaposlenih osoba 63,7% zaposlenih osoba pripadaju starosnoj grupi od 25 do 49 godina, zatim 26,6% starosnoj grupi od 50 do 64 godine, 7,2% starosnoj grupi od 15 do 24 godine i 2,5% ima 65 i više godina.

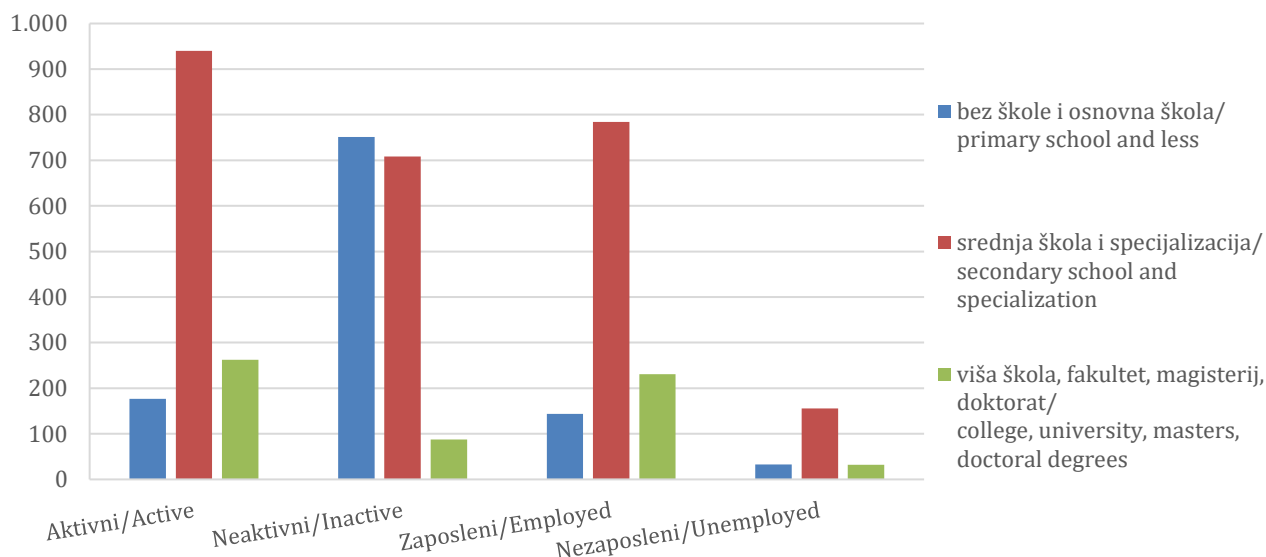
Od ukupnog broja nezaposlenih osoba 58,4% nezaposlenih osoba pripada starosnoj grupi od 25 do 49 godina, zatim 23,8% starosnoj grupi od 15 do 24 godine, 17,8% starosnoj grupi od 50 do 64 godine i 0,1% ima 65 i više godina.

Out of the total number of employed persons, 63,7% employed persons belong to the age group 25 - 49 years, then 26,6% to the age group 50 - 64 years, 7,2% to the age group 15 - 24 years and 2,5% are employed persons age 65+.

Out of the total number of unemployed persons, 58,4% unemployed persons belong to the age group 25 - 49 years, then 23,8% to the age group 15 - 24 years, 17,8% to the age group 50 - 64 years and 0,1% are unemployed persons age 65+.

Grafikon 4. Radno sposobno stanovništvo prema aktivnosti i stepenu obrazovanja, BiH

Graph 4. Working-age population by activity and educational attainment, B&H



Najveće učešće u obrazovnoj strukturi aktivnog stanovništva imaju osobe sa završenom srednjom školom i specijalizacijom i to 68,2%, zatim slijede osobe sa završenom višom školom, fakultetom, magisterijem, doktoratom 19% i osobe sa završenom osnovnom školom ili nižim obrazovanjem 12,8%.

Najveće učešće u obrazovnoj strukturi neaktivnih osoba imaju osobe sa završenom osnovnom školom ili nižim obrazovanjem 48,5%, zatim slijede osobe sa završenom srednjom školom i specijalizacijom 45,8% i osobe sa završenom višom školom, fakultetom, magisterijem, doktoratom 5,7%.

Obrazovna struktura zaposlenih osoba pokazuje da 67,7% osoba ima završenu srednju školu i specijalizaciju, slijede osobe sa završenom višom školom, fakultetom, magisterijem, doktoratom 19,9% i osobe sa završenom osnovnom školom ili nižim obrazovanjem 12,4%.

Obrazovna struktura nezaposlenih osoba pokazuje da 70,7% osoba ima završenu srednju školu i specijalizaciju, slijede osobe sa završenom osnovnom školom ili nižim obrazovanjem 14,8% i osobe sa završenom višom školom, fakultetom, magisterijem, doktoratom 14,4%.

The educational structure of active population shows that 68,2% persons have finished the secondary school and specialization, followed by persons who have college, university, master, doctoral degree 19% and persons with completed primary school or lower education 12,8%.

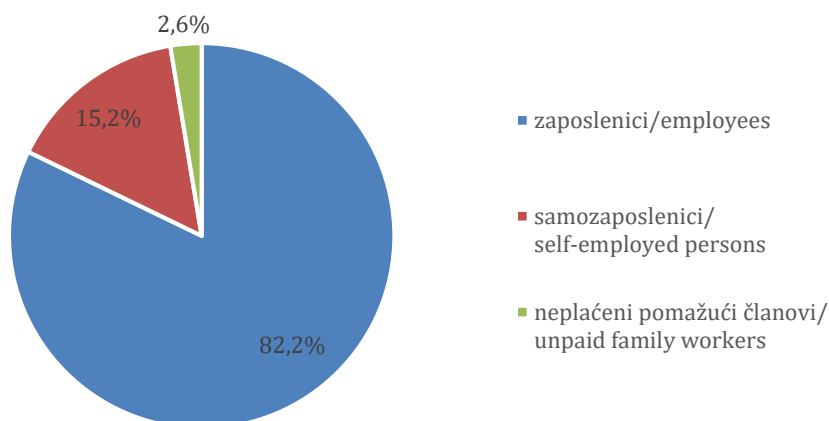
The highest share in the educational structure of inactive persons have persons with completed primary school or lower education 48,5%, followed by persons who finished the secondary school and specialization 45,8% and persons who have college, university, master, doctoral degree 5,7%.

The educational structure of persons in employment shows that the 67,7% persons have finished secondary school and specialization, followed by persons who have college, university, master, doctoral degree 19,9% and persons with completed primary school or lower education 12,4%.

The educational structure of unemployed persons shows that 70,7% persons have finished the secondary education and specialization, followed by persons with completed the primary school or lower education 14,8% and persons who have college, university, master, doctoral degree 14,4%.

Grafikon 5. Zaposlene osobe prema statusu u zaposlenosti, BiH (%)

Graph 5. Employed persons by status in employment, B&H (%)

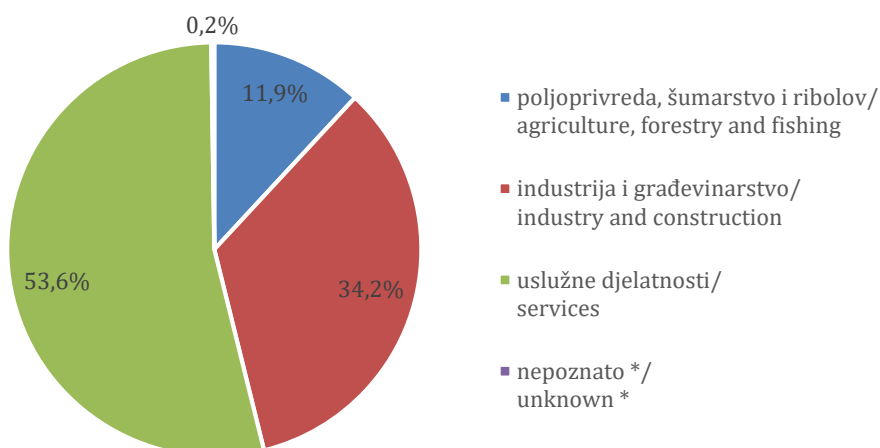


Struktura zaposlenih osoba prema statusu u zaposlenosti pokazuje da najveće učešće u zaposlenosti imaju zaposlenici 82,2%, zatim samozaposlenici 15,2% i neplaćeni pomažući članovi 2,6%.

The structure of employed persons by status in employment shows that 82,2% of them work as employees, then 15,2% are selfemployed and 2,6% work as unpaid family workers.

Grafikon 6. Zaposlene osobe prema grupama područja djelatnosti, BiH (%)

Graph 6. Employed persons by groups of sections of economic activities, B&H (%)



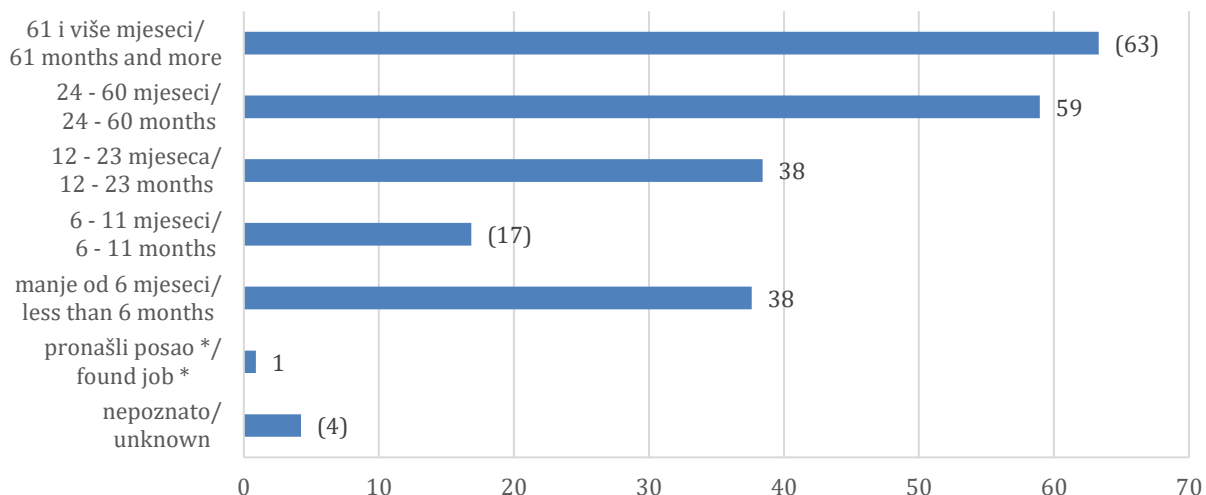
* podatak je ekstremno nesiguran - koeficijent varijacije (CV) $CV \geq 30\%$ / the data are extremely uncertain - coefficient of variance (CV) $CV \geq 30\%$

Struktura zaposlenih osoba prema grupama područja djelatnosti pokazuje da je najveće učešće zaposlenih osoba u uslužnim djelatnostima 53,6%, zatim u industriji i građevinarstvu 34,2% i u poljoprivredi, šumarstvu i ribolovu 11,9%

The structure of employed persons by groups of sections of economic activities shows that 53,6% of them work in services, then 34,2% work in industry and construction and 11,9% work in agriculture, forestry and fishing

Grafikon 7. Nezaposlene osobe prema dužini traženja posla i spolu, BiH (u hiljadama)

Graph 7. Unemployed persons by duration of unemployment, B&H (in thousands)



() podatak je manje siguran - koeficijent varijacije (CV) $10\% \leq CV < 20\%$ / the data are less certain if the coefficient of variance (CV) $10\% \leq CV < 20\%$

* podatak je ekstremno nesiguran - koeficijent varijacije (CV) $CV \geq 30\%$ / the data are extremely uncertain if the coefficient of variance (CV) $CV \geq 30\%$

U drugom kvartalu 2020. godine od ukupnog broja nezaposlenih osoba njih 54 hiljade ili 24,7% je tražilo posao kraće od 12 mjeseci, dok je 38 hiljada ili 17,4% nezaposlenih osoba tražilo posao od 12 mjeseci do dvije godine. Broj nezaposlenih osoba koje su tražile posao dvije godine i duže iznosio je 122 hiljade ili 55,5%.

In the second quarter 2020, out of the total number of unemployed persons, 54 thousand ili 24,7% unemployed persons were looking for a job for less than 12 months, while 38 thousand ili 17,4% of unemployed persons were looking for a job from 12 months up to two years. The number of unemployed persons who were looking for a job for two years and longer was 122 thousand ili 55,5%.

Tabela 1. Osnovne karakteristike stanovništva prema aktivnosti i spolu

Table 1. Principal population characteristics by activity and sex

Bosna i Hercegovina Bosnia and Herzegovina	Ukupno Total	Muški Male	Ženski Female
	IV - VI 2020	IV - VI 2020	IV - VI 2020
Radno sposobno stanovništvo Working-age population	2.926	1.422	1.504
Radna snaga Labour force	1.379	838	541
Zaposlene osobe Employed persons	1.159	721	438
Nezaposlene osobe Unemployed	220	117	104
Neaktivno stanovništvo Inactive population	1.547	584	963
Osobe 15-64 godina Persons 15-64 years	2.343	1.175	1.169
Stopa / Rates (%)			
Stopa aktivnosti Activity rate	47,1	58,9	36,0
Stopa zaposlenosti Employment rate	39,6	50,7	29,1
Stopa nezaposlenosti Unemployment rate	16,0	13,9	19,1
Učešće stanovništva 15-64 godina Share of population from 15 to 64 years of age	68,7	70,2	67,2

Tabela 2. Radno sposobno stanovništvo prema aktivnosti i spolu *)
Table 2. Working-age population by activity and sex

Bosna i Hercegovina <i>Bosnia and Herzegovina</i>	Radno sposobno stanovništvo <i>Working-age population</i>	Radna snaga / <i>Labour force</i>			Neaktivne osobe <i>Inactive persons</i>
		Ukupno <i>Total</i>	Zaposlene osobe <i>Employed persons</i>	Nezaposlene osobe <i>Unemployed persons</i>	
	IV - VI 2020	IV - VI 2020	IV - VI 2020	IV - VI 2020	IV - VI 2020
Ukupno <i>Total</i>					
Ukupno / Total	2.926	1.379	1.159	220	1.547
15 - 24	416	136	83	52	280
25 - 49	1.177	866	738	129	310
50 - 64	750	348	309	39	403
65+	583	(29)	(29)	•	554
15-64	2.343	1.350	1.130	220	993
Muški <i>Male</i>					
Ukupno / Total	1.422	838	721	117	584
15 - 24	213	81	56	26	132
25 - 49	597	518	452	66	79
50 - 64	364	223	198	25	141
65+	247	(16)	(16)	•	232
15-64	1.175	822	705	117	353
Ženski <i>Female</i>					
Ukupno / Total	1.504	541	438	104	963
15 - 24	203	55	28	(27)	148
25 - 49	580	349	286	62	231
50 - 64	386	125	110	(14)	262
65+	335	(13)	(13)	-	322
15-64	1.169	528	425	104	640
Struktura/Structure %					
Ukupno <i>Total</i>					
Ukupno / Total	100,0	100,0	100,0	100,0	100,0
15 - 24	14,2	9,9	7,2	23,8	18,1
25 - 49	40,2	62,8	63,7	58,4	20,0
50 - 64	25,6	25,2	26,6	17,8	26,0
65+	19,9	(2,1)	(2,5)	•	35,8
15-64	80,1	97,9	97,5	99,9	64,2
Muški <i>Male</i>					
Ukupno / Total	100,0	100,0	100,0	100,0	100,0
15 - 24	15,0	9,7	7,7	21,9	22,6
25 - 49	42,0	61,8	62,6	56,7	13,6
50 - 64	25,6	26,6	27,5	21,3	24,1
65+	17,4	(1,9)	(2,2)	•	39,6
15-64	82,6	98,1	97,8	99,9	60,4
Ženski <i>Female</i>					
Ukupno / Total	100,0	100,0	100,0	100,0	100,0
15 - 24	13,5	10,1	6,4	25,9	15,4
25 - 49	38,5	64,5	65,4	60,3	24,0
50 - 64	25,7	23,0	25,2	(13,8)	27,2
65+	22,3	(2,4)	(3,0)	-	33,5
15-64	77,7	97,6	97,0	100,0	66,5

*) () podatak je manje siguran - koeficijent varijacije (CV) $10\% \leq CV < 20\%$ / *the data are less certain if the coefficient of variance (CV) $10\% \leq CV < 20\%$*

(()) podatak je nesiguran - koeficijent varijacije (CV) $20\% \leq CV < 30\%$ / *the data are uncertain if the coefficient of variance (CV) $20\% \leq CV < 30\%$*

• podatak je ekstremno nesiguran - koeficijent varijacije (CV) $CV \geq 30\%$ / *the data are extremely uncertain if the coefficient of variance (CV) $CV \geq 30\%$*

- nema pojave / *no occurrence*

Tabela 3. Mjere aktivnosti stanovništva prema starosnim grupama i spolu *)

Table 3. Measures of the population activity by age groups and sex

Bosna i Hercegovina Bosnia and Herzegovina	Stopa aktivnosti Activity rate	Stopa zaposlenosti Employment rate	Stopa nezaposlenosti Unemployment rate
	IV - VI 2020	IV - VI 2020	IV - VI 2020
Ukupno Total			
Ukupno / Total	47,1	39,6	16,0
15 - 24	32,7	20,1	38,6
25 - 49	73,6	62,7	14,8
50 - 64	46,3	41,1	11,2
65+	(4,9)	(4,9)	•
15-64	57,6	48,2	16,3
20-64	61,7	51,9	15,9
25-34	73,4	58,5	20,3
15-74	50,9	42,7	16,0
65-74	(6,6)	(6,6)	•
Muški Male			
Ukupno / Total	58,9	50,7	13,9
15 - 24	38,0	26,0	31,6
25 - 49	86,7	75,6	12,8
50 - 64	61,3	54,5	11,1
65+	(6,4)	(6,3)	•
15-64	70,0	60,1	14,2
20-64	75,2	64,7	13,9
25-34	84,8	69,4	18,1
15-74	62,6	53,8	14,0
65-74	(8,2)	(8,1)	•
Ženski Female			
Ukupno / Total	36,0	29,1	19,1
15 - 24	27,0	13,8	49,0
25 - 49	60,2	49,4	17,9
50 - 64	32,3	28,6	(11,5)
65+	(3,9)	(3,9)	-
15-64	45,2	36,3	19,6
20-64	48,1	39,0	18,9
25-34	61,4	47,0	23,5
15-74	39,5	31,9	19,2
65-74	(5,4)	(5,4)	-

Tabela 4. Radno sposobno stanovništvo prema aktivnosti i kvartalima

Table 4. Working-age population by activity and quarters

Bosna i Hercegovina Bosnia and Herzegovina	IV - VI 2020	I - III 2020	IV-VI 2020 I-III 2020
Aktivno stanovništvo Active population	1.379	1.378	100,0
Zaposlene osobe Employed persons	1.159	1.149	100,9
Nezaposlene osobe Unemployed	220	230	95,9
Neaktivno stanovništvo Inactive population	1.547	1.548	100,0

*) () podatak je manje siguran - koeficijent varijacije (CV) $10\% \leq CV < 20\%$ / the data are less certain if the coefficient of variance (CV) $10\% \leq CV < 20\%$ (()) podatak je nesiguran - koeficijent varijacije (CV) $20\% \leq CV < 30\%$ / the data are uncertain if the coefficient of variance (CV) $20\% \leq CV < 30\%$ • podatak je ekstremno nesiguran - koeficijent varijacije (CV) $CV \geq 30\%$ / the data are extremely uncertain if the coefficient of variance (CV) $CV \geq 30\%$

- nema pojave / no occurrence

METODOLOŠKA OBJAŠNENJA

Cilj Ankete o radnoj snazi

Anketa o radnoj snazi je najobuhvatnija anketa domaćinstava u Bosni i Hercegovini. Cilj Ankete je da se prikupe podaci o situaciji na tržištu rada u Bosni i Hercegovini. Anketom se prikupljaju podaci o veličini, strukturi i karakteristikama radne snage i neaktivne populacije u Bosni i Hercegovini.

Anketa o radnoj snazi u BiH provedena je u skladu sa preporukama i definicijama Međunarodne organizacije rada (MOR) i u skladu sa preporukama i regulativama Statističkog ureda Evropske unije (EUROSTAT), što omogućava uporedivost podataka iz Ankete sa drugim zemljama.

Anketa o radnoj snazi u Bosni i Hercegovini se u periodu od 2006. do 2019. godine provodila jedanput godišnje, u aprilu, i njeno provođenje na terenu je trajalo dvije sedmice. Od januara 2020. godine Anketa o radnoj snazi u Bosni i Hercegovini se provodi kontinuirano, tokom cijele godine, sa kvartalnom objavom podataka.

Jedinica posmatranja i jedinica anketiranja

Jedinica posmatranja u Anketi je domaćinstvo koje živi u stambenoj jedinici izabranoj u uzorak.

Domaćinstvom se smatra svaka porodična ili druga zajednica osoba koje se izjasne da zajedno stanuju i zajednički troše svoje prihode za podmirivanje osnovnih životnih potreba.

Jedinica anketiranja je član izabranog domaćinstva.

Obuhvat istraživanja

Ciljano stanovništvo u Anketi je svo rezidentno stanovništvo, tj. ono koje boravi na teritoriji BiH 12 mjeseci i duže. Istraživanjem je obuhvaćeno samo stanovništvo koje živi u privatnim domaćinstvima.

Privremeno odsutni članovi domaćinstva (kraće od 12 mjeseci), bez drugog uobičajenog boravišta i dalje pripadaju domaćinstvu tj. uključeni su u anketiranje.

Osobe koje su odsutne iz domaćinstva više od 12 mjeseci ne obuhvataju se tj. ne smatraju se članovima domaćinstva. Izuzetak su osobe koje su odsutne više od 12 mjeseci iz domaćinstva, ali su i dalje ekonomski vezane za domaćinstvo tj. ako je razlog njihove odsutnosti: školovanje, rad/zaposlenje u BiH i rad/zaposlenje kod domaćeg poslodavca izvan BiH.

Referentni period

Anketirane osobe su razvrstane na zaposlene, nezaposlene i neaktivne prema njihovom statusu u referentnoj sedmici tj. sedmici posmatranja. To je sedmica (od ponedjeljka do nedjelje) koja prethodi sedmici anketiranja.

METHODOLOGICAL EXPLANATIONS

The purpose of the Labour Force Survey

The Labour Force Survey is the most comprehensive household survey in Bosnia and Herzegovina. The aim of the Survey is to collect data about situation on the labour market in Bosnia and Herzegovina. It provides data on the size, structure and characteristics of the labour force and inactive population in Bosnia and Herzegovina.

The Labour Force Survey in Bosnia and Herzegovina was conducted in accordance with the recommendations and definitions of the International Labour Organization (ILO) and in accordance with the recommendations and regulations of the Statistical Office of the European Union (EUROSTAT), which allows comparability of data from the Survey with other countries.

In the period from 2006 to 2019, the Labour Force Survey in Bosnia and Herzegovina was conducted once a year, in April, and the fieldwork two weeks. Since January 2020, the Labour Force Survey in Bosnia and Herzegovina has been conducted continuously, throughout the year, with quarterly data release.

Observation units

The observation unit is a household living in a housing unit randomly selected to the sample.

A household is a group people (family or other community), living together in the same dwelling and sharing expenditures. A survey unit is a member of sampled household.

Scope of the survey

The target population in the Survey is resident population, ie. the one who resides on the territory of BiH for 12 months and longer. The survey covered only the population living in private households.

Temporarily absent members of the household (shorter than 12 months), without another usual residence, still belong to the household, ie. they were included in the survey.

Persons who have been absent from the household for more than 12 months are not included, ie. they are not considered household members. Exceptions are persons who have been absent from the household for more than 12 months, but are still economically connected to the household, ie. if the reason for their absence is: education, work / employment in BiH and work / employment with a domestic employer outside BiH.

Reference period

The surveyed persons were classified as employed, unemployed and inactive according to their status in the reference week, ie. weeks of observation.

Bazni koncepti i definicije

U Anketi o radnoj snazi se prati stanovništvo staro 15 i više godina prema aktivnosti u posmatranom kvartalu, a ne prema formalnom statusu anketiranih osoba.

Radno sposobno stanovništvo obuhvata sve osobe starosti 15 i više godina.

Zaposlene osobe su one koje su tokom referentne sedmice (sedmice posmatranja od ponedjeljka do nedjelje):

- obavljale bilo kakav posao za plaću/profit (u gotovini, robi ili naturi) barem jedan sat,
- nisu radile u referentnoj sedmici (zbog bolesti, godišnjeg odmora, državnih i vjerskih praznika, obrazovanja, obuke, porodijskog odsustva, smanjene proizvodnje i druge privremene nemogućnosti za rad), ali imaju posao na koji će se vratiti, također se smatraju zaposlenim osobama.

Samozaposlene osobe sa biznisom ili farmom, također se smatraju zaposlenim osobama ukoliko:

- rade u vlastitom biznisu ili drže farmu u svrhu zarađivanja profita, čak i ako preduzeće ne uspijeva da ostvari profit,
- osobe koje provode vrijeme na obavljanju posla čak i ako nema prodaje, nisu obavljale profesionalne usluge ili ništa nije proizvedeno (farmer koji radi na aktivnostima održavanja farme, arhitekta koji provodi vrijeme čekajući klijenta u kancelariji, ribar koji popravljiva brod ili održava mreže za budući rad, osoba koja pohađa seminar itd.),
- osobe koje su u procesu formiranja svog biznisa ili farme, kao što je kupovina i montiranje opreme, iznajmljivanje prostorija ili kupovina materijala za početak novog posla,
- osobe koje rade na svom poljoprivrednom imanju smatraju se zaposlenima ako su radile tokom referentne sedmice. Osobe koje rade na svom malom poljoprivrednom imanju, a prodaju svoje poljoprivredne proizvode, također se smatraju zaposlenima.

Neplaćeni pomažući članovi su oni koji nisu bili u plaćenju zaposlenosti niti su bili samozaposleni u referentnoj sedmici, ali su obavljali neki posao na porodičnom imanju, u porodičnoj firmi ili nekom drugom obliku porodičnog biznisa. Oni ne primaju redovnu plaću.

Nezaposlene osobe su osobe koje:

- nisu radile tokom referentne sedmice (nisu u plaćenju zaposlenosti ili samozaposlenosti niti su radile bilo kakav plaćeni posao),
- aktivno su tražile posao tokom prethodne četiri sedmice,
- bile su trenutno raspoložive za rad u okviru dvije sedmice.

Osobe koje su pronašle posao koji će početi da rade u narednom periodu su, također, uključene u nezaposlene osobe.

Radnu snagu ili ekonomski aktivno stanovništvo čine sve zaposlene i nezaposlene osobe.

Neaktivne osobe su one koje imaju 15 i više godina i koje nisu svrstane niti u zaposlene niti u nezaposlene osobe.

Basic concepts and definitions

The Labour Force Survey monitors the population aged 15 and over according to the activity in the observed quarter, and not according to the formal status of the surveyed persons.

The working age population includes all persons aged 15 and over.

Employed persons are those who during the reference week (observation week from Monday to Sunday):

- *perform any work for salary/profit (in cash, goods or in kind) for at least one hour,*
- *did not work in the reference week (due to illness, vacation, public and religious holidays, education, training, maternity leave, reduced production and other temporary incapacity for work), but have a job to return to, are also considered employed.*

Self-employed persons with a business or farm are also considered employed persons if:

- *work in their own business or keep a farm for the purpose of making a profit, even if the company fails to make a profit,*
- *people who spend time doing work even if there are no sales, no professional services or nothing is produced (a farmer working on farm maintenance activities, an architect spending time waiting for a client in the office, a fisherman repairing a boat or maintaining nets for future work, person attending the seminar, etc.),*
- *persons who are in the process of forming their business or farm, such as buying and installing equipment, renting premises or buying materials to start a new business,*
- *persons working on their agricultural holding are considered employed if they worked during the reference week. People who work on their small farm and sell their agricultural products are also considered employed.*

Unpaid family workers are those who were not in paid employment or self-employment during the last week prior to the interview, but did some work on the family farm, in the family enterprise or some other kind of family gainful activity; they normally do not receive regular payment.

Unemployed persons are persons who:

- *did not work during the reference week (they were not in paid employment or self-employment nor did they do any paid work),*
- *have been actively looking for job during the previous four weeks,*
- *were currently available to work within two weeks.*

Persons who have found a job that will start working in the coming period are also included in the unemployed.

The labour force or economically active population consists of all employed and unemployed persons.

Inactive persons are those who are 15 years of age or older and who are not classified as employed or unemployed.

Stopa aktivnosti predstavlja procentualno učešće radne snage u radno sposobnom stanovništvu.

Stopa zaposlenosti predstavlja procentualno učešće zaposlenih osoba u radno sposobnom stanovništvu.

Stopa nezaposlenosti predstavlja procentualno učešće nezaposlenih osoba u radnoj snazi.

Uzorak

Anketa o radnoj snazi se provodi na slučajnom uzorku privatnih domaćinstava. Od 2006. do 2019. godine uzorak za Anketu bio je posebno definisan za svaku godinu, tj. nije bilo ponovljenog anketiranja odnosno panelnog dijela uzorka. Od 2020. godine uvedena je panelna komponenta u nacrt uzorka te se domaćinstva ponovljeno anketiraju četiri puta.

Domaćinstva se anketiraju u dva uzastopna kvartala, izostavljaju iz uzorka naredna dva kvartala te ponovo anketiraju u još dva uzastopna kvartala (rotaciona shema 2-(2)-2). Na ovaj način se omogućava vremensko praćenje i posmatranje promjena stanja na tržištu rada i to u kvartalnoj i godišnjoj dinamici.

Kao okvir za izbor uzorka koristi se Glavni okvir uzorka koji je stratifikovan prema entitetima/distriktu i tipu naseljenog mjesta (gradsko i ostalo).

Dizajn uzorka je dvoetafni stratifikovani. Uzorak je podijeljen na 4 nezavisno odabrana poduzorka, rotacijske grupe ili panela. Primarne jedinice uzorkovanja (PSU) u Glavnom okviru su teritorijalne jedinice sastavljene od jednog ili nekoliko susjednih popisnih krugova. Za njihov izbor primijenjena je metoda uzorka sa vjerovatnoćom proporcionalnoj veličini (PPS), pri čemu je kao mjera veličine PSU korišten broj stambenih jedinica (nastanjenih i nenastanjenih) iz baze Popisa stanovništva, domaćinstava i stanova 2013. Sekundarne jedinice izbora uzorka (SSU) – stambene jedinice nastanjene privatnim domaćinstvima, iz pomenutog okvira birane su metodom slučajnog uzorka.

Procedura ponderisanja provodi se radi izračunavanja procjena za cijelu populaciju. Time se kompenzira uticaj dizajna i veličine uzorka, te uticaj neodgovora domaćinstava na Anketi. U prvoj fazi ponderisanja izračunati su ponderi izbora jedinica u uzorak iz obje etape uzorkovanja (PSU i SSU). U drugoj fazi se vrši korekcija pondera zbog neodgovora jedinica iz uzorka. U finalnoj fazi, ponderi se kalibriraju na procjene stanovništva po petogodišnjim starosnim grupama i spolu.

Napomena: zbog zaokruživanja decimala u nekim slučajevima u ovom saopćenju zbir procenata nije jednak 100.

Note: due to the rounding of decimal numbers in some cases in this Release the sum of the percentages is not equal to 100.

The activity rate represents the percentage share of the labour force in the working age population.

The employment rate represents the percentage share of employed persons in the working age population.

Unemployment rate represents the percentage share of unemployed persons in the labour force.

Sample

The labour force survey is conducted on a random sample of private households. From 2006 to 2019, the sample for the Survey was defined separately for each year, ie. there was no repeated survey or panel part of the sample. Since 2020, a panel component has been introduced in the sample design and households have been re-surveyed four times.

Households are surveyed in two consecutive quarters, excluded from the sample for the next two quarters, and re-surveyed in two more consecutive quarters (rotation scheme 2-(2)-2). In this way, it is possible to monitor and observe changes in the situation on the labour market in quarterly and annual dynamics.

The Master sample frame, which is stratified by entities/district and type of settlement (urban and other), is used as the sampling frame.

The sample design is two-stage stratified. The sample was divided into 4 independently selected subsamples, rotating groups or panels. Primary sampling units (PSUs) in the Main sample frame are territorial units composed of one or more adjacent census districts. The sample method with probability proportional size (PPS) was used for their selection, whereby the number of housing units (inhabited and uninhabited) from the 2013 Census of Population, Households and Dwellings database was used as a measure of PSU size. Secondary sample selection units (SSUs) - units inhabited by private households were selected from the mentioned sample frame by the method of random sampling.

The weighting procedure is performed to calculate estimates for the entire population. This compensates for the impact of sample design and size, and the impact of household non-response to the Survey. In the first weighting phase, the weights of unit selection to the sample from both sampling stages (PSU and SSU) were calculated. In the second phase, the weight correction is performed due to non-response of the units from the sample. In the final phase, the weights are calibrated to population estimates by five-year age groups and gender.

Izdaje i štampa Agencija za statistiku Bosne i Hercegovine, 71000 Sarajevo, Zelenih beretki 26
Published and printed by the Agency for Statistics of the Bosnia and Herzegovina, 71000 Sarajevo, Zelenih beretki 26

Telefon/Phone: +387 (33) 911 911 Telefaks/Telefax: +387 (33) 220 622
Elektronska pošta/E-mail: bhas@bhas.gov.ba Internetska stranica/Web site: <http://bhas.gov.ba/>

Odgovara: Vesna Ćuzić, v.d. direktora
Person responsible: Ms. Vesna Ćuzić, Acting Director

Saopćenje priredili: Radoslav Ćorović, Vladimir Mijović, Selma Husković, Ivana Simić
Prepared by: Mr. Radoslav Ćorović, Mr. Vladimir Mijović, Ms. Selma Husković, Ms. Ivana Simić

Podaci iz ovog saopćenja objavljuju se i na internetu.
First Release data are also published on the Internet
