



# SAOPĆENJE FIRST RELEASE



Molimo korisnike da prilikom upotrebe podataka obavezno navedu izvor  
*Users are kindly requested to mention the data source*

GODINA/ YEAR V

SARAJEVO, 16.06.2020.

BROJ/ NUMBER 3

## SAOBRAĆAJ TRANSPORT

### GRANIČNI PROMET ROBE I CESTOVNIH TERETNIH MOTORNIH VOZILA III kvartal 2019. ROAD CROSS-BORDER TRAFFIC OF FREIGHT MOTOR VEHICLES AND GOODS 3<sup>rd</sup> quarter 2019

U ulazu u Bosnu i Hercegovinu u trećem kvartalu 2019. godine ušlo je 10.193 teretnih motornih vozila, što je za 8,0% manje u odnosu na treći kvartal 2018. godine. Broj tranzitnih teretnih motornih vozila na ulazu u trećem kvartalu 2019. godine iznosi 5.865 vozila.

*There were 10,193 freight motor vehicles that arrived in Bosnia and Herzegovina in the third quarter of 2019, which represents a decrease of 8,0% in comparison with the third quarter of 2018. Number of transit freight motor vehicles on entrance in the third quarter 2019 was 5,865 vehicles.*

U trećem kvartalu 2019. godine ušlo je 493.683 tona robe, što je za 11,3% manje u poređenju sa trećim kvartalom prethodne godine.

*In road cross-border traffic there were 493,683 tons of goods that entered in the third quarter of 2019 which was by 11,3% less compared with third quarter of 2018.*

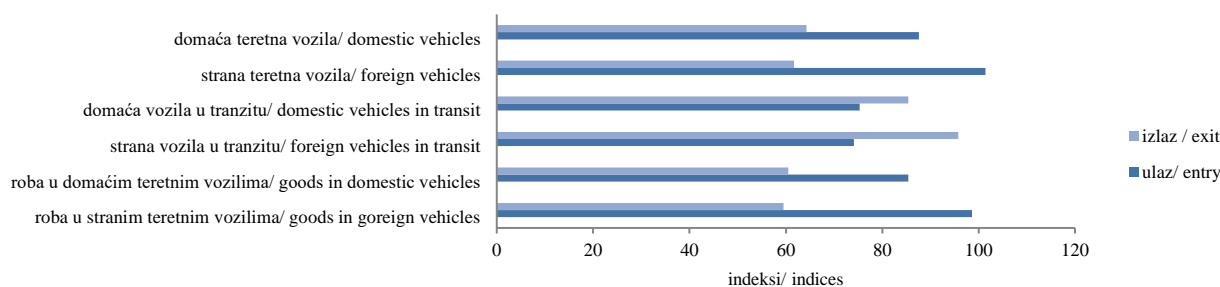
Na izlazu iz Bosne i Hercegovine u trećem kvartalu 2019. godine izašlo je 32.062 teretnih motornih vozila, što je za 36,5% manje u odnosu na treći kvartal 2018. godine. Broj tranzitnih teretnih motornih vozila na izlazu u trećem kvartalu 2019. godine iznosi 347.

*There were 32,062 freight motor vehicles that exited from Bosnia and Herzegovina in the third quarter of 2019. which represents a decrease of 36,5% in comparison to the third quarter of 2018. Number of transit freight motor vehicles on exit in the third quarter 2019 was 347.*

U trećem kvartalu 2019. godine izašlo je 701.443 tona robe, što je za 39,9% manje nego u trećem kvartalu prethodne godine.

*In road cross-border traffic there were 701,443 tons of goods that exited in the third quarter of 2019. which was by 39,9% less than in the third quarter of the previous year.*

#### G.1. Cestovni granični promet teretnih motornih vozila i robe, ulaz i izlaz, III kvartal 2019/ III kvartal 2018. Road cross-border traffic of freight motor vehicles and goods, entry and exit, 3<sup>rd</sup> quarter 2019/ 3<sup>rd</sup> quarter 2018



**T.1. Cestovni granični promet teretnih motornih vozila i robe**
*Road cross-border traffic of freight motor vehicles and goods*

Registracija vozila	Ulaz/Entry			Izlaz/Exit			Vehicle's registration
	2018	2019	Indeks /index	2018	2019	Indeks /index	
	III kvartal 3 <sup>rd</sup> quarter	III kvartal 3 <sup>rd</sup> quarter	III 2019 III 2018	III kvartal 3 <sup>rd</sup> quarter	III kvartal 3 <sup>rd</sup> quarter	III 2019 III 2018	
Teretna vozila							<b>Freight vehicles</b>
UKUPNO	57.129	51.805	90	86.263	73.322	85	<b>TOTAL</b>
domaća	33.905	33.076	97,6	58.396	50.749	86,9	<i>domestic</i>
strana	23.224	18.729	80,6	27.867	22.573	81	<i>foreign</i>
Teretna vozila							<i>Freight vehicles</i>
Uvoz/ izvoz	11.077	10.193	92,0	50.499	32.062	63,5	<i>Import/ export</i>
domaća	7.538	6.605	87,6	35.135	22.577	64,3	<i>domestic</i>
strana	3.539	3.588	101,4	15.364	9.485	61,7	<i>foreign</i>
Teretna vozila							<i>Freight vehicles</i>
Tranzit	7.888	5.865	74,4	372	347	93,3	<i>Transit</i>
domaća	1.871	1.408	75,3	283	271	95,8	<i>domestic</i>
strana	6.017	4.457	74,1	89	76	85,4	<i>foreign</i>
Prazna teretna vozila	38.164	35.747	93,7	35.392	40.913	115,6	<i>Empty freight vehicles</i>
domaća	24.496	25.063	102,3	22.978	27.901	121,4	<i>domestic</i>
strana	13.668	10.684	78,2	12.414	13.012	104,8	<i>foreign</i>
Roba, hilj,t	557	494	88,7	1.166	701	60,1	<i>Goods, '000t</i>
domaća	419	357	85,4	830	502	60,5	<i>domestic</i>
strana	138	137	98,6	336	199	59,5	<i>foreign</i>
U teretnim vozilima							<i>In freight vehicles</i>
Uvoz/ izvoz, hilj,t	159	143	89,9	1.161	698	60,1	<i>Import/ export</i>
domaća	135	113	83,7	826	499	60,4	<i>domestic</i>
strana	24	30	125,0	335	199	59,4	<i>foreign</i>
U teretnim vozilima							<i>In freight vehicles</i>
Tranzit, hilj,t	398	351	87,9	5	3	60	<i>Transit, '000t</i>
domaća	284	244	85,9	4	3	75	<i>domestic</i>
strana	114	107	93,0	1	0		<i>foreign</i>

**T.2. Cestovni granični promet teretnih motornih vozila prema smjerovima kretanja, III kvartal 2019.**
*Road cross-border traffic of freight motor vehicles by directions, 3<sup>rd</sup> quarter 2019*

Registracija vozila	Ulaz/Entry			Izlaz/Exit			Vehicle's registration
	Teretna vozila sa teretom <i>Loaded freight motor vehicles</i>	Prazna teretna vozila <i>Empty freight vehicles</i>	Roba u teretnim vozilima, hilj.tona <i>Goods in freight vehicles, t</i>	Teretna vozila sa teretom <i>Loaded freight motor vehicles</i>	Prazna teretna vozila <i>Empty freight vehicles</i>	Roba u teretnim vozilima, hilj.tona <i>Goods in freight vehicles, t</i>	
<b>UKUPNO</b>	<b>16.058</b>	<b>35.747</b>	<b>493.683</b>	<b>32.409</b>	<b>40.913</b>	<b>701.443</b>	<b>TOTAL</b>
Preko bosanskohercegovačko-hrvatske granice	10.792	24.215	346.842	22.148	21.684	487.308	<i>Across Bosnia and Herzegovina- Croatia border</i>
Preko bosanskohercegovačko-srbijanske granice	3.960	8.358	107.251	8.331	18.435	176.022	<i>Across Bosnia and Herzegovina- Serbia border</i>
Preko bosanskohercegovačko-crnogorske granice	1.306	3.174	39.590	1.930	794	38.113	<i>Across Bosnia and Herzegovina- Montenegro border</i>

**T.3. Cestovni granični promet robe u teretnim motornim vozilima prema smjerovima kretanja i graničnim prijelazima***Road cross-border traffic of goods in freight motor vehicles, by directions and border crossings*

	Roba u teretnim vozilima, tona <i>Goods in freight vehicles, t</i>			
	III kvartal 2018. / <i>3<sup>rd</sup> quarter 2018</i>		III kvartal 2019. / <i>3<sup>rd</sup> quarter 2019</i>	
	Ulaz <i>Entry</i>	Izlaz <i>Exit</i>	Ulaz <i>Entry</i>	Izlaz <i>Exit</i>
Ukupno Total	<b>557.320</b>	<b>1.165.874</b>	<b>493.683</b>	<b>701.443</b>
<b>Preko bosanskohercegovačko-hrvatske granice/ <i>Across Bosnia and Herzegovina- Croatia border</i></b>	<b>415.168</b>	<b>888.988</b>	<b>346.842</b>	<b>487.308</b>
Bijača	23.125	17.825	17.709	27.775
Brčko	2.166	31.414	718	11
Bosanski Brod	93.459	83.005	81.029	87.744
Gorica	63.135	12.819	61.586	9.196
Gradina	17.025	54.764	11.098	32.038
Gradiška	54.627	110.198	36.477	60.584
Hukića Brdo	26.331	1.089	30.215	863
Izačić	16.539	57.594	16.143	35.869
Kamensko	90.403	34.955	58.912	44.328
Orašje	16.965	238.002	20.873	101.887
Šamac	7.071	231.791	8.197	78.832
Strmica	4.309	7.924	3.883	7.183
Ivanjica	13	7.608	2	998
<b>Preko bosanskohercegovačko-srbijanske granice/ <i>Across Bosnia and Herzegovina- Serbia border</i></b>	<b>119.972</b>	<b>237.541</b>	<b>107.251</b>	<b>176.021</b>
Karakaj	19.597	114.029	19.927	92.118
Pavlovića Most	7.744	20.045	24.811	17.346
Rača	42.882	70.877	25.417	52.578
Uvac	3.144	18.137	746	2.060
Vardište	46.605	14.453	36.350	11.919
<b>Preko bosanskohercegovačko- crnogorske granice/ <i>Across Bosnia and Herzegovina- Montenegro border</i></b>	<b>22.180</b>	<b>39.345</b>	<b>39.590</b>	<b>38.113</b>
Deluša	12.039	25.404	21.914	22.711
Hum	26	68	53	222
Klobuk	8.788	12.670	17.562	12.510
Metaljka	1.327	1.203	61	2.670

**T.4. Cestovni granični promet teretnih motornih vozila prema smjerovima kretanja i graničnim prijelazima (ulaz)**
*Road cross – border traffic of freight motor vehicles, by directions and border crossings(entry)*

	<b>Ulaz</b> <i>Entry</i>			
	III kvartal 2018. / <i>3<sup>rd</sup> quarter 2018</i>		III kvartal 2019. / <i>3<sup>rd</sup> quarter 2019</i>	
	<b>Teretna vozila sa teretom</b> <i>Loaded freight vehicles</i>	<b>Prazna teretna vozila</b> <i>Empty freight vehicles</i>	<b>Teretna vozila sa teretom</b> <i>Loaded freight vehicles</i>	<b>Prazna teretna vozila</b> <i>Empty freight vehicles</i>
<b>Ukupno</b> <i>Total</i>	<b>18.965</b>	<b>38.164</b>	<b>16.058</b>	<b>35.747</b>
<b>Preko bosanskohercegovačko-hrvatske granice/ Across Bosnia and Herzegovina-Croatia border</b>	<b>13.633</b>	<b>25.741</b>	<b>10.792</b>	<b>24.215</b>
Bijača	628	1.869	498	2.058
Brčko	477	1.031	335	
Bosanski Brod	3.020	0	2.227	
Gorica	1.003	555	994	276
Gradina	688	2.281	377	913
Gradiška	2.617	248	1.904	37
Hukića Brdo	510	22	455	661
Izačić	602	1.118	563	798
Kamensko	2.714	2.971	2.205	2.776
Orašje	847	8.128	730	8.440
Šamac	448	6.844	406	7.741
Strmica	66	226	86	336
Ivanjica	13	389	12	119
Osoje		59		60
<b>Preko bosanskohercegovačko-srbijanske granice/ Across Bosnia and Herzegovina-Serbia border</b>	<b>4.531</b>	<b>9.430</b>	<b>3.960</b>	<b>8.358</b>
Karakaj	738	4.627	698	4.574
Pavlovića Most	550	3.318	617	2.832
Rača	1.982	836	1.749	447
Uvac	155	55	127	20
Vardište	1.106	11	769	
Bratunac		405		389
Skelani		178		96
<b>Preko bosanskohercegovačko- crnogorske granice/ Across Bosnia and Herzegovina-Montenegro border</b>	<b>801</b>	<b>2.993</b>	<b>1.306</b>	<b>3.174</b>
Deluša	398	0	729	
Hum	85	1.196	102	1.331
Klobuk	249	1.556	452	1.545
Metaljka	69	241	23	298

**T.5. Cestovni granični promet teretnih motornih vozila prema smjerovima kretanja i graničnim prijelazima (izlaz)**
*Road cross – border traffic of freight motor vehicles, by directions and border crossings(exit)*

	<b>Izlaz</b> Exit			
	III kvartal 2018. / 3 <sup>rd</sup> quarter 2018		III kvartal 2019. / 3 <sup>rd</sup> quarter 2019	
	<b>Teretna vozila sa teretom</b> <i>Loaded freight vehicles</i>	<b>Prazna teretna vozila</b> <i>Empty freight vehicles</i>	<b>Teretna vozila sa teretom</b> <i>Loaded freight vehicles</i>	<b>Prazna teretna vozila</b> <i>Empty freight vehicles</i>
<b>Ukupno</b> <i>Total</i>	<b>50.871</b>	<b>35.392</b>	<b>32.409</b>	<b>40.913</b>
<b>Preko bosanskohercegovačko-hrvatske granice/ Across Bosnia and Herzegovina-Croatia border</b>	<b>38.209</b>	<b>19.970</b>	<b>22.148</b>	<b>21.684</b>
Bijača	1.009	5.847	1.473	9.591
Brčko	1.308	2.075	28	
Bosanski Brod	3.696	0	3.428	
Gorica	654	1.067	527	762
Gradina	2.234	1.827	1.470	1.203
Gradiška	5.096	266	3.054	121
Hukića Brdo	299	71	231	358
Izačić	2.854	3.576	1.923	4.042
Kamensko	1.675	0	1.980	
Orašje	9.404	3.449	4.267	3.908
Šamac	9.336	705	3.389	1.580
Strmica	339	41	328	25
Ivanjica	305	18	50	32
Osoje	0	28		62
Orahovlje				
<b>Preko bosanskohercegovačko-srbijanske granice/ Across Bosnia and Herzegovina-Serbia border</b>	<b>10.692</b>	<b>16.022</b>	<b>8.331</b>	<b>18.435</b>
Karakaj	4.789	6.762	4.097	7.523
Pavlovića Most	1.042	3.234	988	5.184
Rača	3.331	5.372	2.467	5.173
Uvac	784	35	131	31
Vardište	746	129	648	35
Bratunac		388		425
Skelani		102		64
<b>Preko bosanskohercegovačko- crnogorske granice/ Across Bosnia and Herzegovina-Montenegro border</b>	<b>1.970</b>	<b>400</b>	<b>1.930</b>	<b>794</b>
Deluša	1.097	0	1.000	
Hum	106	147	118	518
Klobuk	706	187	687	231
Metaljka	61	66	125	45

**T.6. Cestovni granični promet robe u teretnim motornim vozilima ( ulaz), prema zemljama registracije**
*Road cross-border traffic of goods in freight motor vehicles(entry), by country of registration*

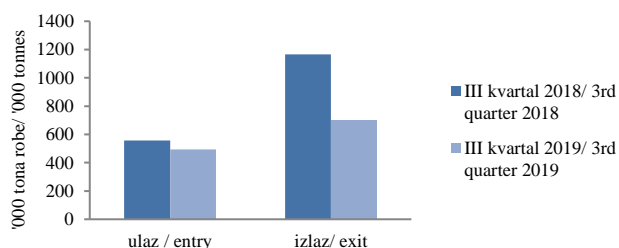
Zemlja registracije	Ulaz Entry				Country of registration
	III kvartal 2018. 3 <sup>rd</sup> quarter 2018		III kvartal 2019. 3 <sup>rd</sup> quarter 2019		
	Broj vozila sa teretom Number of loaded vehicles	Tona robe Tonnes of goods	Broj vozila sa teretom Number of loaded vehicles	Tona robe Tonnes of goods	
<b>Ukupno</b>	<b>18.965</b>	<b>557.320</b>	<b>16.058</b>	<b>493.683</b>	<b>Total</b>
Bosna i Hercegovina	9.409	418.885	8.013	357.812	Bosnia and Herzegovina
Strane zemlje	9.556	138.435	8.045	135.871	Foreign countries
Albanija	38	439	23	514	Albania
Andora	30	43	28	50	Andorra
Austrija	398	2.115	231	2.229	Austria
Bahrein			2	0	Bahrain
Belgija	41	124	41	86	Belgium
Bjelorusija			15	250	Belarus
Bugarska	149	2.209	122	1.792	Bulgaria
Crna Gora	313	7.602	385	11.809	Montenegro
Češka	48	293	44	377	Czech Republic
Danska	50	97	16	68	Denmark
Estonija	1	22	1	22	Estonia
Finska			5	10	Finland
Francuska	68	115	76	157	France
Grčka	4	59	1	8	Greece
Holandija	217	870	151	548	Netherlands
Hrvatska	1.736	29.698	1.639	30.311	Croatia
Italija	126	704	106	946	Italy
Litva			3	13	Lithuania
Luksemburg	22	38	11	23	Luxembourg
Mađarska	127	1.510	115	1.300	Hungary
Makedonija	403	10.069	453	10.681	FYR Macedonia
Moldavija	6	99	5	55	Moldova
Norveška	16	73	19	74	Norway
Njemačka	874	6.804	590	4.435	Germany
Poljska	140	1.252	167	1.441	Poland
Rumunija	86	826	87	656	Romania
Rusija	13	235	25	434	Russia Federation
SAD	11	16	9	14	USA
Slovačka	38	486	30	351	Slovakia
Slovenija	801	14.670	678	16.398	Slovenia
Srbija	2.257	38.074	1.904	36.833	Serbia
Španija	9	82		245	Spain
Švedska	145	466	80		Sweden
Švicarska	506	1.626	321	1.085	Switzerland
Turska	528	11.518	403	8.681	Turkey
Ukrajina	34	695	43	761	Ukraine
Velika Britanija	7	30	7	37	United Kingdom
Ostale zemlje	314	5.476	209	3.177	Other countries

**T.7. Cestovni granični promet robe u teretnim motornim vozilima ( izlaz), prema zemljama registracije**
*Road cross-border traffic of goods in freight motor vehicles(exit), by country of registration*

Zemlja registracije	Izlaz Exit				Country of registration
	III kvartal 2018. 3 <sup>rd</sup> quarter 2018		III kvartal 2019. 3 <sup>rd</sup> quarter 2019		
	Broj vozila sa teretom Number of loaded vehicles	Tona robe Tonnes of goods	Broj vozila sa teretom Number of loaded vehicles	Tona robe Tonnes of goods	
<b>Ukupno</b>	<b>50.871</b>	<b>1.165.874</b>	<b>32.409</b>	<b>701.443</b>	<b>Total</b>
Bosna i Hercegovina	35.418	829.476	22.848	501.935	Bosnia and Herzegovina
Strane zemlje	15.453	336.398	9.561	199.508	Foreign countries
Albanija	12	295	34	838	Albania
Andora	27	23	26	32	Andorra
Austrija	32	17	19	9	Austria
Bahrein			6	83	Bahrain
Belgija	1	0	4	154	Belgian
Bjelorusija			2	21	Belarus
Bugarska	85	1.675	91	1.764	Bulgaria
Crna Gora	932	21.738	912	21.587	Montenegro
Češka	15	314	9	76	Czech Republic
Danska	1	1			Denmark
Francuska	3	1	1	1	France
Holandija	19	5	11	5	Netherlands
Hrvatska	6.718	152.522	3.384	79.566	Croatia
Italija	17	174	20	82	Italy
Litva			13	266	Lithuania
Luxemburg			1	1	Luxembourg
Mađarska	17	281	25	327	Hungary
Makedonija	108	312	162	3.736	FYR Macedonia
Moldavija	1	22	2	26	Moldova
Njemačka	63	100	74	201	Germany
Poljska	87	2.090	48	798	Poland
Rumunija	13	47	9	24	Romania
Rusija	6	94	6	97	Russia Federation
SAD	1	1	5	13	SAD
Slovačka	9	151	12	208	Slovakia
Slovenija	1.091	23.288	790	16.055	Slovenia
Srbija	5.824	124.262	3.582	67.387	Serbia
Španija	1	0	15	380	Spain
Švedska	1	1	1	2	Sweden
Švicarska	8	9	7	21	Switzerland
Turska	79	1.084	41	590	Turkey
Ukrajina	4	85	7	147	Ukraine
Velika Britanija	1	0	5	4	United Kingdom
Ostale zemlje	277	5.806	237	5.007	Other countries

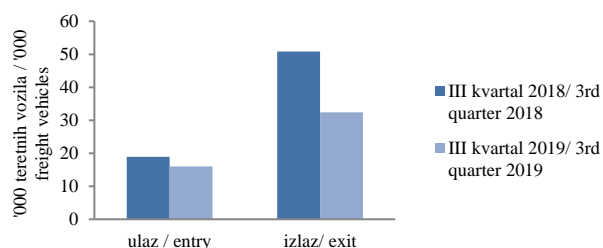
## G.2. Cestovni granični promet robe u teretnim motornim vozilima, ulaz i izlaz

Road cross-border traffic of freight in motor vehicles, entry and exit



## G.3. Cestovni granični promet teretnih motornih vozila sa teretom, ulaz i izlaz

Road cross-border traffic of loaded freight motor vehicles, entry and exit



## METODOLOŠKA OBJAŠNJENJA

### Izvori i metode prikupljanja

Svrha istraživanja je prikupiti podatke o radu pretovarnih preduzeća te prikupiti podatke o uvozu, izvozu, tranzitu, broju vozila na ulazu, broju vozila na izlazu, međunarodnom cestovnom prometu na ulazu, međunarodnom cestovnom prometu na izlazu. U obuhvat istraživanja o graničnom prometu teretnih motornih vozila uključeni su svi cestovni granični prelazi na kojima postoji carinska ispostava. Podatke za cestovni granični promet teretnih motornih vozila i robe Agencija za statistiku BiH preuzela je od Uprave za indirektno oporezivanje BiH. Podaci obuhvataju sva cestovna teretna motorna vozila i robu koja je prešla granicu i ušla u državu Bosnu i Hercegovinu odnosno izašla iz Bosne i Hercegovine. Teretna cestovna motorna vozila razvrstavaju se prema zemlji u kojoj su registrovana i prate se prema smjerovima kretanja i graničnim prijelazima.

### DEFINICIJE

**Granični prijelaz** je mjesto namijenjeno prijelazu državne granice. Granični prijelazi su međunarodni, međudržavni ili pogranični. Mogu biti cestovni, zračni, pomorski prijelazi i prijelazi na unutrašnjim vodenim putevima

**Granični prijelazi za međunarodni promet** namijenjeni su graničnom prometu građana države Bosne i Hercegovine i građanima drugih zemalja

**Granični prijelazi za pogranični promet** namijenjeni su graničnom prometu građana određenog područja države Bosne i Hercegovine i određenog područja susjedne zemlje prema međunarodnom sporazumu

**Roba na ulazu** je roba koja je ušla u carinsko područje države Bosne i Hercegovine, a **roba na izlazu** je roba koja napušta carinsko područje Bosne i Hercegovine

## NOTES OF METHODOLOGY

### Source and methods of data collection

The purpose of the research is to gather information on the work of transfer companies and gather information on the temporary import, temporary export, transit, the number of vehicles at the exit international road transport at the door, international road transport at the exit. Data on cross-border traffic of freight motor vehicles cover all border crossings where there are customs offices. Data for cross-border traffic of freight vehicles and goods Agency for Statistics of BiH has taken from the Indirect Taxation Authority BiH. Data includes all freight road vehicles and goods crossing the border and entering or exiting the Bosnia and Herzegovina. Freight motor vehicles are grouped according to a country of registration and monitored according to the directions of movement and border crossings.

### DEFINITION

Border crossing is a place intended for crossing the state border. Border crossings are international, interstate or local ones. They may be road, railway, air, maritime crossings or crossings on inland waterways.

Border crossings for the international traffic are intended for a cross-border traffic of citizens of the Bosnia and Herzegovina and citizens of other countries.

Border crossings for the local traffic are intended for a cross-border traffic of citizens from a certain area of the Bosnia and Herzegovina and a certain area of the neighbouring country according to the international agreement

Goods in entry are goods that entered the customs territory of the Bosnia and Herzegovina, while goods in exit are goods that exited from the customs territory of the Bosnia and Herzegovina.



**Teretno vozilo** je motorno vozilo kojim se prevozi roba i koje je evidentirano na ulazu u carinsko područje države Bosne i Hercegovine ili na izlazu iz carinskog područja države Bosne i Hercegovine od strane carinske uprave.

**Tranzit** označava prijevoz robe od carinarnice na teritoriji jedne strane ugovornice do druge carinarnice u istoj teritoriji, u skladu sa uslovima predviđenim nacionalnim zakonima i propisima te strane ugovornice.

#### Skraćenice

t                    tona  
'000 t            hiljade tona

*Freight vehicle is a motor vehicle used for the transport of goods, which is recorded by the Customs Authority in the entry to the customs territory of the Bosnia and Herzegovina or in the exit from the customs territory of Bosnia and Herzegovina*

*Transit means the transport of goods from the customs territory of one part to another office in the same territory, in accordance with the conditions provided for by national laws and regulations of that country*

#### Abbreviations

*t                    tonne  
'000 t            '000 tonne*

### **Izdaje i štampa Agencija za statistiku Bosne i Hercegovine, 71000 Sarajevo, Zelenih beretki 26**

*Published and printed by the Agency for Statistics of the Bosnia and Herzegovina, 71000 Sarajevo, Zelenih beretki 26*

Telefon/Phone: +387 (33) 911 911 · Telefaks/Telefax: +387 (33) 220 622

Elektronska pošta/E-mail : bhas@bhas.gov.ba · Internetska stranica/Web site: [http: //www.bhas.gov.ba](http://www.bhas.gov.ba)

**Odgovara: v. d. direktora Vesna Ćužić**

*Person responsible: Vesna Ćužić, Actg.Dir.*

**Saopćenje pripremila: Ševala Korajčević, Alma Džananović**

*Prepared by: Sevala Korajcevic, Alma Džananovic*

**Podaci iz ovog saopćenja objavljuju se i na internet**

*First Release data are also published on the Internet*