



SAOPĆENJE FIRST RELEASE



Molimo korisnike da prilikom upotrebe podataka obavezno navedu izvor
Users are kindly requested to mention the data source

GODINA/ YEAR VI

SARAJEVO, 29.09.2020.

BROJ/ NUMBER 2

SAOBRAĆAJ TRANSPORT

GRANIČNI PROMET ROBE I CESTOVNIH TERETNIH MOTORNIH VOZILA II kvartal 2020.

ROAD CROSS-BORDER TRAFFIC OF FREIGHT MOTOR VEHICLES AND GOODS 2nd quarter 2020

U ulazu u Bosnu i Hercegovinu u drugom kvartalu 2020. godine ušlo je 5.850 teretnih *motornih* vozila, što je za 46,5% manje u odnosu na drugi kvartal 2019. godine. Broj tranzitnih teretnih motornih vozila na ulazu u drugom kvartalu 2020. godine iznosi 4.215vozila.

There were 5.850 freight motor vehicles that arrived in Bosnia and Herzegovina in the second quarter of 2020, which represents a decrease of 46,5% in comparison with the second quarter of 2019. Number of transit freight motor vehicles on entrance in the second quarter 2020 was 4.215vehicles.

U drugom kvartalu 2020. godine ušlo je 397.659 tona robe, što je za 33,3% više u poređenju sa drugim kvartalom prethodne godine.

In road cross-border traffic there were 397.659 tonnes of goods that entered in the second quarter of 2020 which was by 33,3% less compared with second quarter of 2019.

Na izlazu iz Bosne i Hercegovine u drugom kvartalu 2020. godine izašlo je 25.937 teretnih motornih vozila, što je za 45,7% manje u odnosu na drugi kvartal 2019. godine. Broj tranzitnih teretnih motornih vozila na izlazu u drugom kvartalu 2020. godine iznosi 273.

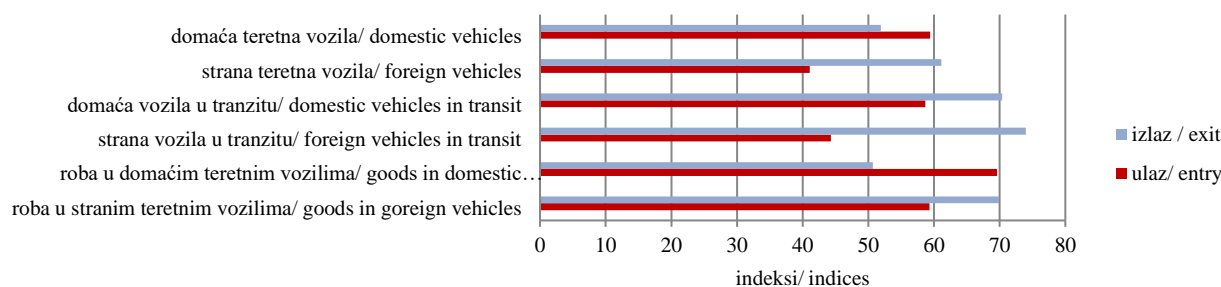
There were 25.937freight motor vehicles that exited from Bosnia and Herzegovina in the second quarter of 2020. which represents a decrease of 45,7% in comparison to the second quarter of 2019. Number of transit freight motor vehicles on exit in the second quarter 2020 was 273.

U drugom kvartalu 2020. godine izašlo je 614.192 tona robe, što je za 45,5% manje nego u drugom kvartalu prethodne godine.

In road cross-border traffic there were 614.192 tonnes of goods that exited in the second quarter of 2020 which was by 45,5% less than in the second quarter of the previous year

G.1. Cestovni granični promet teretnih motornih vozila i robe, ulaz i izlaz, II kvartal 2020/ II kvartal 2019.

Road cross-border traffic of freight motor vehicles and goods, entry and exit, 2nd quarter 2019/ 2nd quarter 2018



T.1. Cestovni granični promet teretnih motornih vozila i robe
Road cross-border traffic of freight motor vehicles and goods

Registracija vozila	Ulaz/Entry			Izlaz/Exit			Vehicle's registration
	2019	2020	Indeks /index	2019	2020	Indeks /index	
	II kvartal 2 nd quarter	II kvartal 2 nd quarter	II 2020 II 2019	II kvartal 2 nd quarter	II kvartal 2 nd quarter	II 2020 II 2019	
Teretna vozila							Freight vehicles
UKUPNO	52.491	47.867	91,2	84.987	63.372	74,6	TOTAL
domaća	31.188	30.903	99,1	59.554	44.200	74,2	domestic
strana	21.303	16.964	79,6	25.433	19.172	75,4	foreign
Teretna vozila							<i>Freight vehicles</i>
Uvoz/ izvoz	10.930	5.850	53,5	47.756	25.937	54,3	<i>Import/ export</i>
domaća	7.410	4.405	59,4	35.191	18.256	51,9	domestic
strana	3.520	1.445	41,1	12.565	7.681	61,1	foreign
Teretna vozila							<i>Freight vehicles</i>
Tranzit	8.848	4.215	47,6	383	273	71,3	<i>Transit</i>
domaća	2.064	1.211	58,7	287	202	70,4	domestic
strana	6.784	3.004	44,3	96	71	74,0	foreign
Prazna teretna vozila	32.713	37.802	115,6	36.848	37.162	100,9	<i>Empty freight vehicles</i>
domaća	21.714	25.287	116,5	24.076	25.742	106,9	domestic
strana	10.999	12.515	113,8	12.772	11.420	89,4	foreign
Roba, hilj,t	597	398	66,7	1.106	614	55,5	<i>Goods, '000t</i>
domaća	425	296	69,6	830	421	50,7	domestic
strana	172	102	59,3	276	193	69,9	foreign
U teretnim vozilima							<i>In freight vehicles</i>
Uvoz/ izvoz, hilj,t	170	102	60,0	1.102	609	55,3	<i>Import/ export</i>
domaća	136	83	61,0	827	419	50,7	domestic
strana	34	19	55,9	275	190	69,1	foreign
U teretnim vozilima							<i>In freight vehicles</i>
Tranzit, hilj,t	427	296	69,3	4	5	125,0	<i>Transit, '000t</i>
domaća	289	213	73,7	3	2	66,7	domestic
strana	138	83	60,1	1	3	300,0	foreign

T.2. Cestovni granični promet teretnih motornih vozila prema smjerovima kretanja, II kvartal 2020.
Road cross-border traffic of freight motor vehicles by directions, 2nd quarter 2020

Registracija vozila	Ulaz/Entry			Izlaz/Exit			Vehicle's registration
	Teretna vozila sa teretom <i>Loaded freight motor vehicles</i>	Prazna teretna vozila <i>Empty freight vehicles</i>	Roba u teretnim vozilima, hilj,tona <i>Goods in freight vehicles,000 t</i>	Teretna vozila sa teretom <i>Loaded freight motor vehicles</i>	Prazna teretna vozila <i>Empty freight vehicles</i>	Roba u teretnim vozilima, hilj,tona <i>Goods in freight vehicles,000 t</i>	
UKUPNO	10.065	37.802	397.659	26.210	37.162	614.192	TOTAL
Preko bosanskohercegovačko-hrvatske granice	6.899	23.208	274.041	17.952	20.300	422.245	<i>Across Bosnia and Herzegovina- Croatia border</i>
Preko bosanskohercegovačko-srbijanske granice	2.377	8.588	81.477	6.701	15.706	159.548	<i>Across Bosnia and Herzegovina- Serbia border</i>
Preko bosanskohercegovačko-crnogorske granice	789	6.006	42.141	1.557	1.156	32.399	<i>Across Bosnia and Herzegovina- Montenegro border</i>

T.3. Cestovni granični promet robe u teretnim motornim vozilima prema smjerovima kretanja i graničnim prijelazima
Road cross- border traffic of goods in freight motor vehicles, by directions and border crossings

	Roba u teretnim vozilima, tona hilj.t <i>Goods in freight vehicles, '000t</i>			
	II kvartal 2019. / 2 nd quarter 2019		II kvartal 2020. / 2 nd quarter 2020.	
	Ulaz <i>Entry</i>	Izlaz <i>Exit</i>	Ulaz <i>Entry</i>	Izlaz <i>Exit</i>
Ukupno Total	597.192	1.106.422	397.659	614.192
Preko bosanskohercegovačko-hrvatske granice/ <i>Across Bosnia and Herzegovina- Croatia border</i>	441.754	890.679	274.041	422.245
Bijača	25.409	46.889	17.145	20.135
Brčko	1.659	32	154	1
Bosanski Brod	87.872	86.107	51.505	42.047
Gorica	68.077	18.541	38.318	9.487
Gradina	17.503	31.247	5.553	24.898
Gradiška	54.051	74.562	57.557	81.935
Hukića Brdo	26.714	1.108	16.656	642
Izačić	18.480	35.472	10.136	23.357
Kamensko	88.708	82.474	50.480	35.904
Orašje	39.974	230.440	7.846	96.035
Šamac	9.058	262.705	14.667	79.855
Strmica	4.248	10.737	4.024	7.949
Ivanjica	1	10.365	0	0
Preko bosanskohercegovačko-srbijanske granice/ <i>Across Bosnia and Herzegovina- Serbia border</i>	109.193	174.271	81.477	159.548
Karakaj	15.413	90.693	13.878	67.678
Pavlovića Most	12.803	15.914	3.217	12.978
Rača	29.735	52.783	35.152	53.271
Uvac	816	3.203	764	12.013
Vardište	50.426	11.678	28.466	13.608
Preko bosanskohercegovačko- crnogorske granice/ <i>Across Bosnia and Herzegovina- Montenegro border</i>	46.245	41.472	42.141	32.399
Deluša	23.240	25.309	1	508
Hum	36	68	10	20
Klobuk	22.863	13.934	41.829	31.268
Metaljka	106	2.161	301	603

T.4. Cestovni granični promet teretnih motornih vozila prema smjerovima kretanja i graničnim prijelazima (ulaz)
Road cross – border traffic of freight motor vehicles, by directions and border crossings(entry)

	Ulaz <i>Entry</i>			
	II kvartal 2019. / <i>2nd quarter 2019</i>		II kvartal 2020. / <i>2nd quarter 2020</i>	
	Teretna vozila sa teretom <i>Loaded freight vehicles</i>	Prazna teretna vozila <i>Empty freight vehicles</i>	Teretna vozila sa teretom <i>Loaded freight vehicles</i>	Prazna teretna vozila <i>Empty freight vehicles</i>
Ukupno <i>Total</i>	19.778	32.709	10.065	37.802
Preko bosanskohercegovačko-hrvatske granice/ Across Bosnia and Herzegovina-Croatia border	13.950	22.499	6.899	23.208
Bijača	649	2.678	250	1.428
Brčko	508	1	92	0
Bosanski Brod	2.604	0	1521	17
Gorica	1.130	390	676	107
Gradina	784	1.026	186	905
Gradiška	2.644	67	1351	319
Hukića Brdo	578	28	238	579
Izačić	684	790	308	560
Kamensko	2.793	2.954	1.534	1.696
Orašje	1.009	6.853	329	8.193
Šamac	482	7.084	350	8.990
Strmica	79	323	60	280
Ivanjica	6	230	4	106
Osoje		75		28
Preko bosanskohercegovačko-srbijanske granice/ Across Bosnia and Herzegovina- Serbia border	4.530	7.635	2.377	8.588
Karakaj	865	3.794	342	4.257
Pavlovića Most	718	2.836	167	2.498
Rača	1.713	408	1.265	1.564
Uvac	125	43	91	62
Vardište	1.109	4	512	
Bratunac	0	437	0	156
Skelani	0	113	0	51
Preko bosanskohercegovačko- crnogorske granice/ Across Bosnia and Herzegovina-Montenegro border	1.298	2.575	789	6.006
Deluša	785	0	2	0
Hum	87	1.335	21	327
Klobuk	399	972	755	5.590
Metaljka	27	268	11	89

T.5. Cestovni granični promet teretnih motornih vozila prema smjerovima kretanja i graničnim prijelazima (izlaz)

Road cross – border traffic of freight motor vehicles, by directions and border crossings(exit)

	Izlaz Exit			
	II kvartal 2019. / 2 nd quarter 2019		II kvartal 2020. / 2 nd quarter 2020	
	Teretna vozila sa teretom <i>Loaded freight vehicles</i>	Prazna teretna vozila <i>Empty freight vehicles</i>	Teretna vozila sa teretom <i>Loaded freight vehicles</i>	Prazna teretna vozila <i>Empty freight vehicles</i>
Ukupno <i>Total</i>	48.139	36.848	26.210	37.162
Preko bosanskohercegovačko-hrvatske granice/ Across Bosnia and Herzegovina-Croatia border	38.093	20.762	17.952	20.300
Bijača	2.133	8.071	882	8.736
Brčko	41	0	5	0
Bosanski Brod	3.716	0	1.831	1
Gorica	878	945	455	272
Gradina	1.449	1.879	1.121	1.099
Gradiška	3.713	63	3.715	1.050
Hukića Brdo	238	130	88	507
Izačić	1.922	4.094	1.223	2.955
Kamensko	3.469	1	1.518	0
Orašje	9.104	4.277	3.801	2.650
Šamac	10.568	1.179	2.975	2.968
Strmica	462	35	333	32
Ivanjica	400	5	5	13
Osoje	0	83	0	17
Preko bosanskohercegovačko-srbijanske granice/ Across Bosnia and Herzegovina- Serbia border	8.077	15.360	6.701	15.706
Karakaj	3.952	6.103	2.863	6.356
Pavlovića Most	838	3.693	541	4.213
Rača	2.479	4.986	2.206	4.968
Uvac	176	29	496	10
Vardište	632	74	595	1
Bratunac	0	387	0	116
Skelani	0	88	0	42
Preko bosanskohercegovačko- crnogorske granice/ Across Bosnia and Herzegovina-Montenegro border	1.969	726	1.557	1.156
Deluša	1.086	0	32	0
Hum	96	324	30	61
Klobuk	686	351	1.469	1.094
Metaljka	101	51	26	1

T.6. Cestovni granični promet robe u teretnim motornim vozilima (ulaz), prema zemljama registracije
Road cross-border traffic of goods in freight motor vehicles(entry), by country of registration

Zemlja registracije	Ulaz <i>Entry</i>				Country of registration
	II kvartal 2019. <i>2nd quarter 2019</i>		II kvartal 2020. <i>2nd quarter 2020</i>		
	Broj vozila sa teretom <i>Number of loaded vehicles</i>	Tona robe hilj.t <i>Tonnes of goods'000t</i>	Broj vozila sa teretom <i>Number of loaded vehicles</i>	Tona robe hilj.t <i>Tonnes of goods'000t</i>	
Ukupno	19.778	597.192	10.065	397.659	Total
Bosna i Hercegovina	9.474	425.098	5.616	295.903	<i>Bosnia and Herzegovina</i>
Strane zemlje	10.304	172.094	4.449	101.756	<i>Foreign countries</i>
Albanija	33	1.046	35	1.004	<i>Albania</i>
Andora	20	47	4	1	<i>Andorra</i>
Austrija	417	3.145	109	757	<i>Austria</i>
Bahrein	0	0	1	0	<i>Bahrain</i>
Belgija	78	259	10	47	<i>Belgium</i>
Bjelorusija	0	0	19	396	<i>Belarus</i>
Bugarska	149	1.977	97	1.560	<i>Bulgaria</i>
Crna Gora	429	13.154	370	13.596	<i>Montenegro</i>
Češka	91	642	28	238	<i>Czech Republic</i>
Danska	63	148	5	7	<i>Denmark</i>
Estonija	1	8	1	38	<i>Estonia</i>
Finska	0	0	1	2	<i>Finland</i>
Francuska	122	304	12	16	<i>France</i>
Grčka	1	20	3	10	<i>Greece</i>
Holandija	267	1.348	77	302	<i>Netherlands</i>
Hrvatska	1.709	33.978	979	24.319	<i>Croatia</i>
Italija	209	1.036	30	258	<i>Italy</i>
Litvanija			4	69	<i>Lithuania</i>
Luksemburg	20	43	7	11	<i>Luxembourg</i>
Mađarska	148	1.723	70	809	<i>Hungary</i>
Sjeverna Makedonija	588	13.881	196	3.682	<i>Northern Macedonia</i>
Moldavija	8	115	6	118	<i>Moldova</i>
Norveška	34	71	4	6	<i>Norway</i>
Njemačka	912	8.699	275	2.272	<i>Germany</i>
Poljska	177	1.347	99	848	<i>Poland</i>
Rumunija	89	851	25	224	<i>Romania</i>
Rusija	12	235	20	426	<i>Russia Federation</i>
SAD	18	32	5	6	<i>USA</i>
Slovačka	38	286	16	147	<i>Slovakia</i>
Slovenija	877	20.549	384	11.656	<i>Slovenia</i>
Srbija	2.061	41.348	965	28.184	<i>Serbia</i>
Španija	9	63	2	1	<i>Spain</i>
Švedska	194	616	26	88	<i>Sweden</i>
Švicarska	606	2.716	140	533	<i>Switzerland</i>
Turska	502	15.913	265	6.950	<i>Turkey</i>
Ukrajina	46	1.023	27	507	<i>Ukraine</i>
Velika Britanija	12	55	1	11	
Ostale zemlje	364	5.416	131	2.657	<i>Other countries</i>

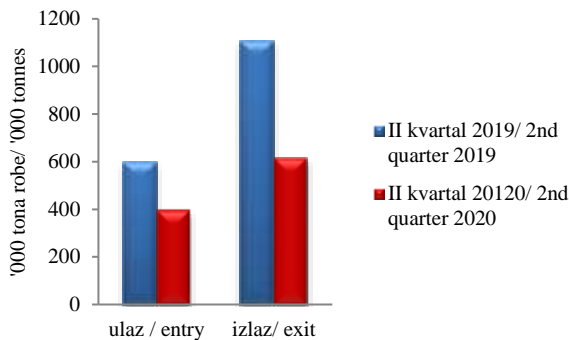
T.7. Cestovni granični promet robe u teretnim motornim vozilima (izlaz), prema zemljama registracije

Road cross-border traffic of goods in freight motor vehicles(exit), by country of registration

Zemlja registracije	Izlaz Exit				Country of registration
	II kvartal 2019. 2 nd quarter 2019		II kvartal 2020. 2 nd quarter 2020		
	Broj vozila sa teretom Number of loaded vehicles	Tona robe Tonnes of goods	Broj vozila sa teretom Number of loaded vehicles	Tona robe Tonnes of goods	
Ukupno	48.139	1.106.422	26.210	614.192	Total
Bosna i Hercegovina	35.478	830.303	18.458	420.848	Bosnia and Herzegovina
Strane zemlje	12.661	276.119	7.752	193.344	Foreign countries
Albanija	38	936	34	827	Albania
Andora	19	48	8	70	Andorra
Austrija	43	228	5	19	Austria
Bahrein	0	0	1	0	Bahrain
Belgija	3	26	1	25	Belgium
Bjelorusija	0	0	2	43	Belarus
Bugarska	75	1.397	61	1.282	Bulgaria
Crna Gora	981	23.438	766	18.319	Montenegro
Češka	12	52	4	51	Czech Republic
Danska	0	0	0	0	Denmark
Francuska	3	5	0	0	France
Grčka	0	0	1	28	
Holandija	5	10	0	0	Netherlands
Hrvatska	6.135	144.342	2.772	73.949	Croatia
Italija	11	25	4	50	Italy
Litvanija	0	0	14	312	Lithuania
Mađarska	23	326	9	165	Hungary
Sjeverna Makedonija	189	4.434	104	2.490	Northern Macedonia
Moldavija	1	21	0	0	Moldova
Njemačka	49	98	18	67	Germany
Poljska	126	2.399	53	1.194	Poland
Rumunija	11	92	5	3	Romania
Rusija	6	105	14	299	Russia Federation
SAD	0	0	0	0	USA
Slovačka	14	205	18	340	Slovakia
Slovenija	702	14.233	571	13.232	Slovenia
Srbija	3.943	78.471	3.036	74.806	Serbia
Španija	7	179	0	0	Spain
Švedska	3	4	1	2	Sweden
Švicarska	7	4	2	2	Switzerland
Turska	42	609	11	158	Turkey
Ukrajina	3	41	6	124	Ukraine
Velika Britanija	1	3	0	0	
Ostale zemlje	209	4.388	231	5.487	Other countries

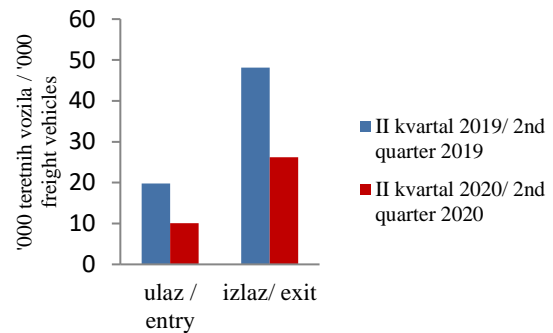
G.2. Cestovni granični promet robe u teretnim motornim vozilima, ulaz i izlaz

Road cross-border traffic of freight in motor vehicles, entry and exit



G.3. Cestovni granični promet teretnih motornih vozila sa teretom, ulaz i izlaz

Road cross-border traffic of loaded freight motor vehicles, entry and exit



METODOLOŠKA OBJAŠNJENJA

Izvori i metode prikupljanja

Svrha istraživanja je prikupiti podatke o radu pretovarnih preduzeća te prikupiti podatke o uvozu, izvozu, tranzitu, broju vozila na ulazu, broju vozila na izlazu, međunarodnom cestovnom prometu na ulazu, međunarodnom cestovnom prometu na izlazu. U obuhvat istraživanja o graničnom prometu teretnih motornih vozila uključeni su svi cestovni granični prelazi na kojima postoji carinska ispostava. Podatke za cestovni granični promet teretnih motornih vozila i robe Agencija za statistiku BiH preuzela je od Uprave za indirektno oporezivanje BiH. Podaci obuhvataju sva cestovna teretna motorna vozila i robu koja je prešla granicu i ušla u državu Bosnu i Hercegovinu odnosno izašla iz Bosne i Hercegovine. Teretna cestovna motorna vozila razvrstavaju se prema zemlji u kojoj su registrovana i prate se prema smjervima kretanja i graničnim prijelazima.

DEFINICIJE

Granični prijelaz je mjesto namijenjeno prijelazu državne granice. Granični prijelazi su međunarodni, međudržavni ili pogranični. Mogu biti cestovni, zračni, pomorski prijelazi i prijelazi na unutrašnjim vodenim putevima

Granični prijelazi za međunarodni promet namijenjeni su graničnom prometu građana države Bosne i Hercegovine i građanima drugih zemalja

Granični prelazi za pogranični promet namijenjeni su graničnom prometu građana određenog područja države Bosne i Hercegovine i određenog područja susjedne zemlje prema međunarodnom sporazumu

Roba na ulazu je roba koja je ušla u carinsko područje države Bosne i Hercegovine, a **roba na izlazu** je roba koja napušta carinsko područje Bosne i Hercegovine

NOTES OF METHODOLOGY

Source and methods of data collection

The purpose of the research is to gather information on the work of transfer companies and gather information on the temporary import, temporary export, transit, the number of vehicles at the exit international road transport at the door, international road transport at the exit. Data on cross-border traffic of freight motor vehicles cover all border crossings where there are customs offices. Data for cross-border traffic of freight vehicles and goods Agency for Statistics of BiH has taken from the Indirect Taxation Authority BiH. Data includes all freight road vehicles and goods crossing the border and entering or exiting the Bosnia and Herzegovina. Freight motor vehicles are grouped according to a country of registration and monitored according to the directions of movement and border crossings.

DEFINITION

Border crossing is a place intended for crossing the state border. Border crossings are international, interstate or local ones. They may be road, railway, air, maritime crossings or crossings on inland waterways.

Border crossings for the international traffic are intended for a cross-border traffic of citizens of the Bosnia and Herzegovina and citizens of other countries.

Border crossings for the local traffic are intended for a cross-border traffic of citizens from a certain area of the Bosnia and Herzegovina and a certain area of the neighbouring country according to the international agreement

Goods in entry are goods that entered the customs territory of the Bosnia and Herzegovina, while **goods in exit** are goods that exited from the customs territory of the Bosnia and Herzegovina.

Teretno vozilo je motorno vozilo kojim se prevozi roba i koje je evidentirano na ulazu u carinsko područje države Bosne i Hercegovine ili na izlazu iz carinskog područja države Bosne i Hercegovine od strane carinske uprave.

Freight vehicle is a motor vehicle used for the transport of goods, which is recorded by the Customs Authority in the entry to the customs territory of the Bosnia and Herzegovina or in the exit from the customs territory of Bosnia and Herzegovina

Tranzit označava prijevoz robe od carinarnice na teritoriji jedne strane ugovornice do druge carinarnice u istoj teritoriji, u skladu sa uslovima predviđenim nacionalnim zakonima i propisima te strane ugovornice.

Transit means the transport of goods from the customs territory of one part to another office in the same territory, in accordance with the conditions provided for by national laws and regulations of that country

Skraćenice

t tona
'000 t hiljade tona

Abbreviations

t tonne
'000 t '000 tonne

Izdaje i štampa Agencija za statistiku Bosne i Hercegovine, 71000 Sarajevo, Zelenih beretki 26

Published and printed by the Agency for Statistics of the Bosnia and Herzegovina, 71000 Sarajevo, Zelenih beretki 26

Telefon/Phone: +387 (33) 911 911 · Telefaks/Telefax: +387 (33) 220 622

Elektronska pošta/E-mail : bhas@bhas.gov.ba · Internetska stranica/Web site: <http://www.bhas.ba>

Odgovara v.d. direktora Vesna Ćužić

Person responsible: Vesna Ćužić, Actg. Dir

Saopćenje pripremio: Dragan Jovović

Prepared by: Dragan Jovović

Podaci iz ovog saopćenja objavljuju se i na internet

First Release data are also published on the Internet