



SAOPĆENJE

FIRST RELEASE



Obavezni ste da prilikom dozvoljenih radnji, u svom proizvodu ili aplikaciji navedete izvor podataka.
You are required to specify a data source when allowed in your product or application.

GODINA/YEAR I

SARAJEVO, 18.03.2021.

BROJ/NUMBER 2

DEMOGRAFIJA I SOCIJALNE STATISTIKE

DEMOGRAPHY AND SOCIAL STATISTICS

Anketa o radnoj snazi u Brčko distriktu BiH, II kvartal 2020. godine

Labour Force Survey in Brcko district BiH, II quarter 2020

U ovom Saopćenju objavljuju se podaci dobijeni putem Ankete o radnoj snazi koja je u Brčko distriktu BiH provedena u drugom kvartalu 2020. godine, tj. u periodu od aprila do juna 2020. godine. Anketa o radnoj snazi u Bosni i Hercegovini se od januara 2020. godine provodi kontinuirano na uzorku koji je u drugom kvartalu obuhvatio 1 368 domaćinstava. Anketirani su svi rezidentni članovi privatnih domaćinstava. U cilju usklađivanja sa EU regulativama i zahtjevima Eurostata, od 2020. godine se provodi postupak kalibracije pondera prema procjenama stanovništva po petogodišnjim starosnim grupama i spolu.

Prema ovim podacima, u drugom kvartalu 2020. godine, u Brčko distriktu BiH aktivnog stanovništva je bilo 29 hiljada osoba od kojih je 23 hiljade (78,8%) zaposlenih i 6 hiljada (21,2%) nezaposlenih osoba. Broj zaposlenih osoba u drugom kvartalu 2020. godine u odnosu na prethodni kvartal se povećao za 2,4%, dok se broj nezaposlenih osoba u istom periodu povećao za 0,5%. Broj neaktivnog stanovništva u Brčko distriktu BiH, u drugom kvartalu 2020. godine, je iznosio 41 hiljadu osoba. Broj neaktivnih osoba u drugom kvartalu 2020. godine u odnosu na prvi kvartal se smanjio za 1,3%.

U drugom kvartalu 2020. godine, stopa aktivnosti je bila 41,1%, stopa zaposlenosti 32,4%, stopa nezaposlenosti 21,2% i stopa neaktivnosti 58,9%.

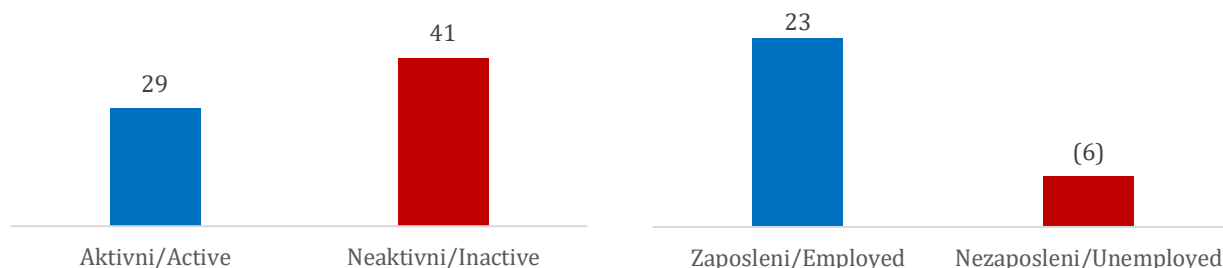
This Release contains data received through the Labour Force Survey conducted in Brcko district B&H in the second quarter 2020 and the observation period was from April to June 2020. Continuous Labour Force Survey in Bosnia and Herzegovina was implemented starting from January 2020. The sample size in the second quarter 2020 was 1 368 households. All resident members of private households were surveyed. In order to harmonize with EU regulations and Eurostat requirements, from 2020 the procedure of weight calibration according to population estimates by five-year age groups and sex is carried out.

According to the data for the second quarter of 2020 there were 29 thousand active persons in Brcko district B&H, out of which there were 23 thousand (78,8%) of employed persons and 6 thousand (21,2%) of unemployed persons. The number of employed persons for the second quarter 2020 in comparison with the previous quarter has increased 2,4% and the number of unemployed persons in the same period also increased 0,5%. There were 41 thousand of inactive persons in Brcko district of B&H in the second quarter of 2020. The number of inactive persons in second quarter 2020 in comparison with the previous quarter decreased 1,3%.

In the second quarter of 2020 the activity rate for was 41,1%, the employment rate 32,4%, the unemployment rate 21,2%, and the inactivity rate 58,9%.

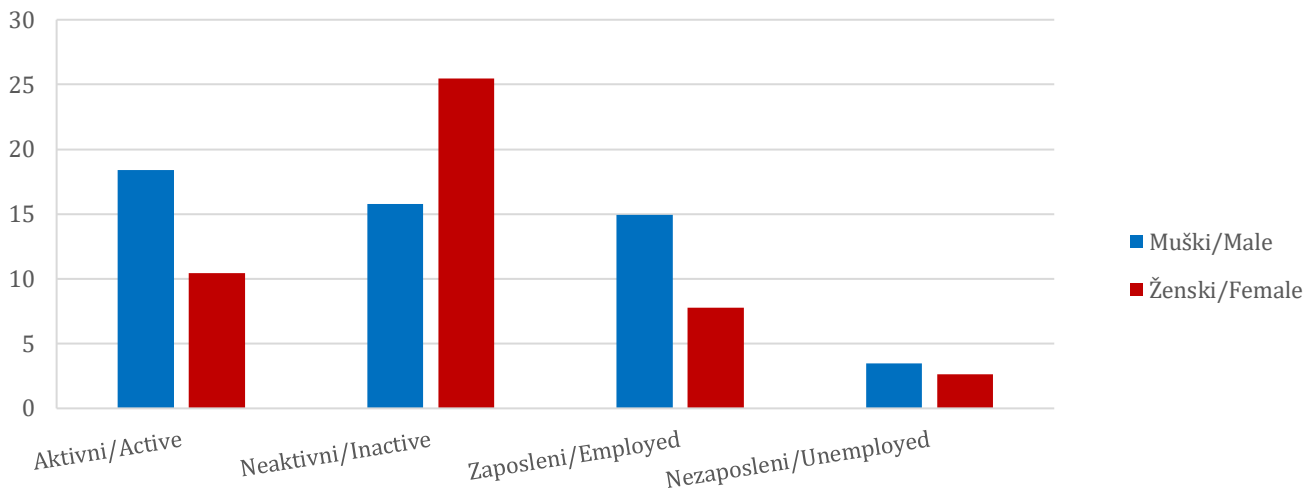
Grafikon 1. Radno sposobno stanovništvo prema aktivnosti, BD BiH (u hiljadama)

Graph 1. Working age population by status in activity, BD BiH (in thousands)



Grafikon 2. Radno sposobno stanovništvo prema aktivnosti i spolu, BD BiH (u hiljadama)

Graph 2. Working age population by status in activity and sex, BD BiH (in thousands)



Prema podacima iz Ankete o radnoj snazi u drugom kvartalu 2020. godine od ukupnog broja aktivnog stanovništva 18 hiljada (63,8%) osoba su muškarci, a 10 hiljada (36,2%) osoba su žene.

U ukupnom broju neaktivnih osoba 16 hiljada (38,3%) su muškarci, a 25 hiljada (61,7%) su žene.

Od ukupnog broja zaposlenih osoba 15 hiljada (65,7%) su muškarci, a 8 hiljada (34,3%) su žene, dok od ukupnog broja nezaposlenih osoba 3 hiljade (56,6%) su muškarci, a 3 hiljade (43,4%) su žene.

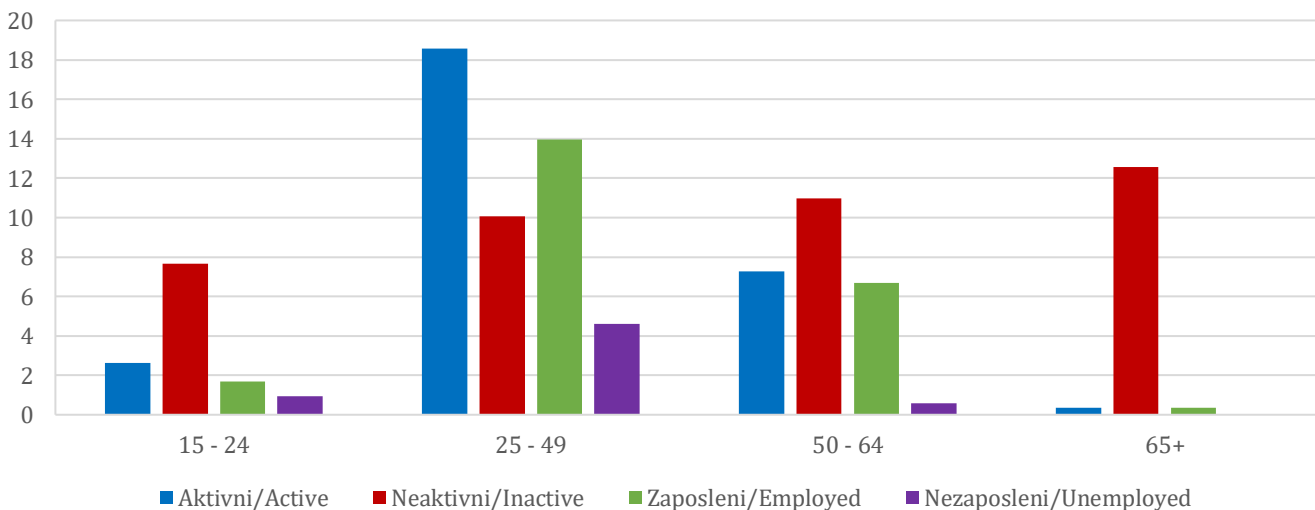
According to the data from the Labour Force Survey in the second quarter of 2020, out of the total active population, 18 thousand (63,8%) persons are men and 10 thousand (36,2%) persons are women.

In the total number of inactive persons, 16 thousand (38,3%) persons are men and 25 thousand (61,7%) persons are women.

Out of the total number of employed persons, 15 thousand (65,7%) persons are men and 8 thousand (34,3%) persons are women, while out of the total number of unemployed persons 3 thousand (56,6%) persons are men and 3 thousand (43,4%) persons are women.

Grafikon 3. Radno sposobno stanovništvo prema aktivnosti i starosnim grupama, BD BiH (u hiljadama)

Graph 3. Working age population by activity and age groups, BD BiH (in thousands)



U posmatranom periodu, od ukupnog aktivnog stanovništva 64,4% aktivnih osoba pripada starosnoj grupi od 25 do 49 godina, zatim 25,2% starosnoj grupi od 50 do 64 godine, 9,1% starosnoj grupi od 15 do 24 godine i 1,3% ima 65 i više godina.

Od ukupnog neaktivnog stanovništva, 30,4% neaktivnih osoba je u starosnoj grupi od 65 i više godina, zatim 26,6% neaktivnih osoba u starosnoj grupi od 50 do 64 godine, 24,4% neaktivnih osoba u starosnoj grupi godina od 25 do 49 i 18,6% neaktivnih osoba u starosnoj grupi od 15 do 24 godine.

In the observed period, out of the total active population, 64,4% of active persons belong to the age group 25 - 49 years, then 25,2% to the age group 50 - 64 years, 9,1% to the age group 15 - 24 years and 1,3% are active persons age 65+.

Out of the total inactive population 30,4% of inactive persons are age 65+, then 26,6% to the age group 50 - 64 years, 24,4% belong to the age group 25 - 49 years and 18,6% to the age group 15 - 24 years.

Od ukupnog broja zaposlenih osoba 61,5% zaposlenih osoba pripadaju starosnoj grupi od 25 do 49 godina, zatim 29,5% starosnoj grupi od 50 do 64 godine, 7,4% starosnoj grupi od 15 do 24 godine i 1,6% ima 65 i više godina.

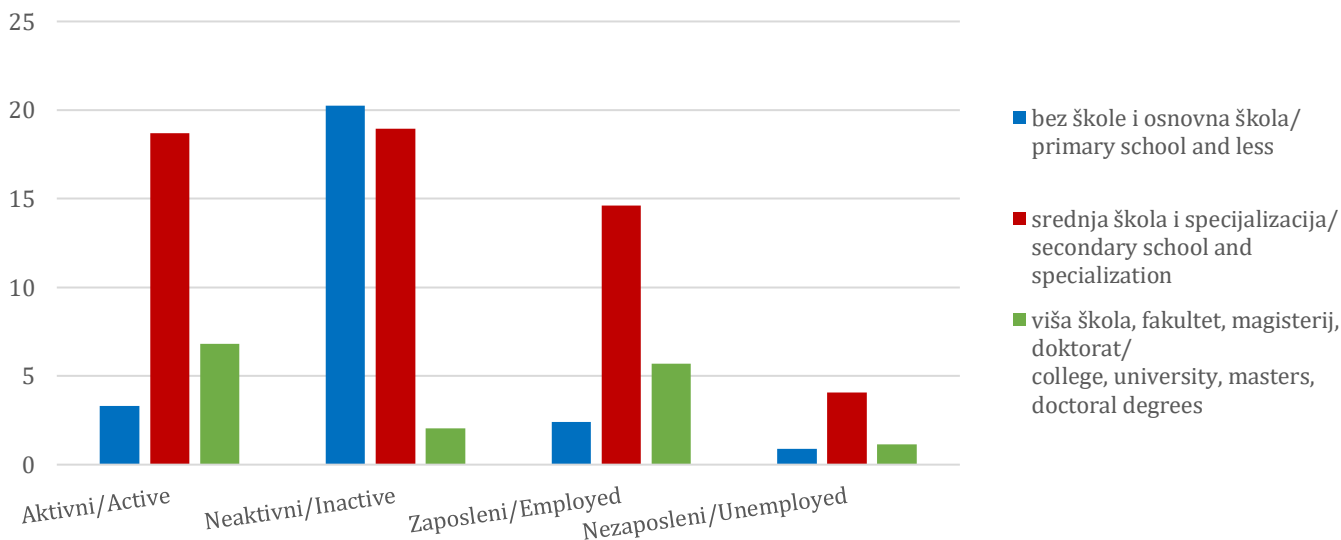
Od ukupnog broja nezaposlenih osoba 75,3% nezaposlenih osoba pripada starosnoj grupi od 25 do 49 godina, zatim 15,3% starosnoj grupi od 15 do 24 godine i 9,4% starosnoj grupi od 50 do 64 godine.

Out of the total number of employed persons, 61,5% employed persons belong to the age group 25 - 49 years, then 29,5% to the age group 50 - 64 years, 7,4% to the age group 15 - 24 years and 1,6% are employed persons age 65+.

Out of the total number of unemployed persons, 75,3% unemployed persons belong to the age group 25 - 49 years, then 15,39% to the age group 15 - 24 years and 9,4% to the age group 50 - 64 years.

Grafikon 4. Radno sposobno stanovništvo prema aktivnosti i stepenu obrazovanja, BD BiH (u hiljadama)

Graph 4. Working-age population by activity and educational attainment, BD BiH (in thousands)



Najveće učešće u obrazovnoj strukturi aktivnog stanovništva imaju osobe sa završenom srednjom školom i specijalizacijom i to 64,8%, zatim slijede osobe sa završenom višom školom, fakultetom, magisterijem, doktoratom 23,7% i osobe sa završenom osnovnom školom ili nižim obrazovanjem 11,5%.

Najveće učešće u obrazovnoj strukturi neaktivnih osoba imaju osobe sa završenom osnovnom školom ili nižim obrazovanjem 49,1%, zatim slijede osobe sa završenom srednjom školom i specijalizacijom 46% i osobe sa završenom višom školom, fakultetom, magisterijem, doktoratom 4,9%.

Obrazovna struktura zaposlenih osoba pokazuje da 64,4% osoba ima završenu srednju školu i specijalizaciju, slijede osobe sa završenom višom školom, fakultetom, magisterijem, doktoratom 25% i osobe sa završenom osnovnom školom ili nižim obrazovanjem 10,6%.

Obrazovna struktura nezaposlenih osoba pokazuje da 66,6% osoba ima završenu srednju školu i specijalizaciju, slijede osobe sa završenom višom školom, fakultetom, magisterijem, doktoratom 18,5% i osobe sa završenom osnovnom školom ili nižim obrazovanjem 14,8%.

The educational structure of active population shows that 64,8% persons have finished the secondary school and specialization, followed by persons who have college, university, master, doctoral degree 23,7% and persons with completed primary school or lower education 11,5%.

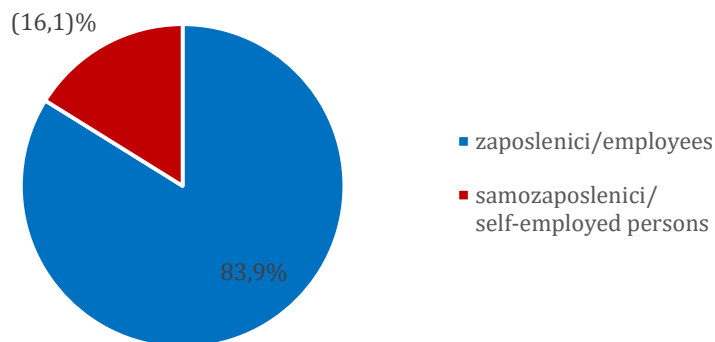
The highest share in the educational structure of inactive persons have persons who completed primary school or lower education 49,1%, followed by persons with the finished secondary school and specialization 46%, and persons who have college, university, master, doctoral degree 4,9%.

The educational structure of persons in employment shows that the 64,4% persons have finished secondary school and specialization, followed by persons who have college, university, master, doctoral degree 25% and persons with completed primary school or lower education 10,6%.

The educational structure of unemployed persons shows that 66,6% persons have finished the secondary education and specialization, followed by persons who have college, university, master, doctoral degree 18,5% and persons with completed the primary school or lower education 14,8%.

Grafikon 5. Zaposlene osobe prema statusu u zaposlenosti, BD BiH (%)

Graph 5. Employed persons by status in employment, BD BiH (%)



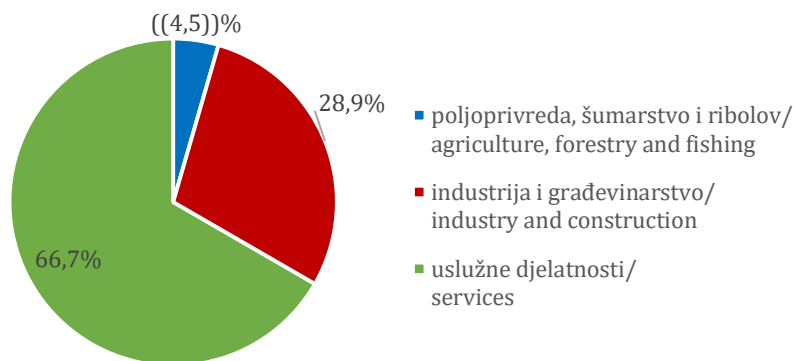
* podatak je ekstremno nesiguran - koeficijent varijacije (CV) $CV \geq 30\%$ / the data are extremely uncertain if the coefficient of variance (CV) $CV \geq 30\%$

Struktura zaposlenih osoba prema statusu u zaposlenosti pokazuje da najveće učešće u zaposlenosti imaju zaposlenici 83,9% i samozaposlenici 16,1%.

The structure of employed persons by status in employment shows that 83,9% of them work as employees, and 16,1% are selfemployed.

Grafikon 6. Zaposlene osobe prema grupama područja djelatnosti, BD BiH (%)

Graph 6. Employed persons by groups of sections of economic activities, BD BiH (%)

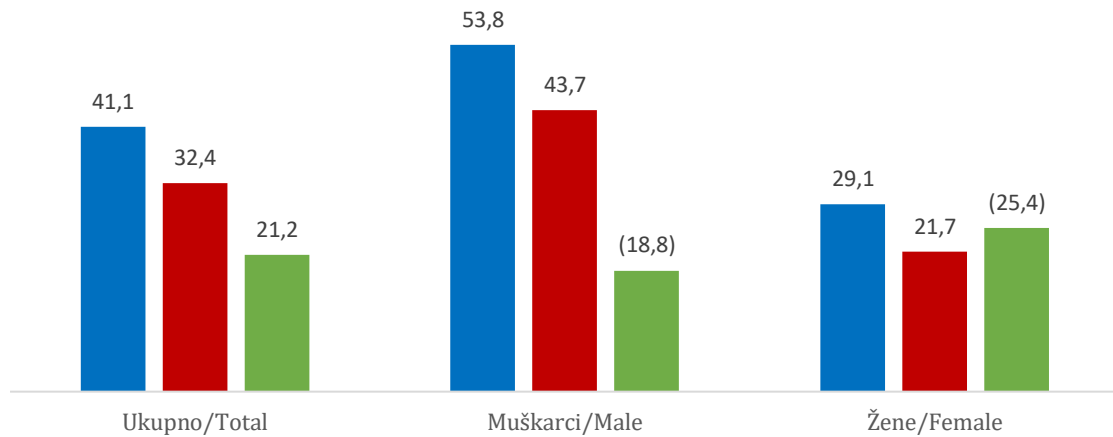


(()) podatak je nesiguran - koeficijent varijacije (CV) $20\% \leq CV < 30\%$ / the data are uncertain if the coefficient of variance (CV) $20\% \leq CV < 30\%$

Struktura zaposlenih osoba prema grupama područja djelatnosti pokazuje da je najveće učešće zaposlenih osoba u uslužnim djelatnostima 66,7%, zatim u industriji i građevinarstvu 28,9% i u poljoprivredi, šumarstvu i ribolovu 4,5%.

The structure of employed persons by groups of sections of economic activities shows that 66,7% of them work in services, then 28,9% work in industry and construction and 4,5% work in agriculture, forestry and fishing

Grafikon 7. Mjere aktivnosti stanovništva prema spolu, BD BiH (%)
 Graph 7. Measures of the population activity by sex, BD BiH (%)



■ Stopa aktivnosti/Activity rate ■ Stopa zaposlenosti/Employment rate ■ Stopa nezaposlenosti/Unemployment rate

() podatak je manje siguran - koeficijent varijacije (CV) $10\% \leq CV < 20\%$ / the data are less certain if the coefficient of variance (CV) $10\% \leq CV < 20\%$

U drugom kvartalu 2020. godine stopa aktivnosti je bila 41,1% (53,8% za muškarce i 29,1% za žene), stopa zaposlenosti 32,4% (43,7% za muškarce i 21,7% za žene) i stopa nezaposlenosti 21,2% (18,8% za muškarce i 25,4% za žene).

In second quarter 2020 activity rate was 41,1% (53,8% for male and 29,1% for female), employment rate 32,4% (43,7% for male and 21,7% for female) and unemployment rate 21,2% (18,8% for male and 25,4% for female).

Tabela 1. Osnovne karakteristike stanovništva prema aktivnosti i spolu*)

Table 1. Principal population characteristics by activity and sex

Brčko distrikt BiH Brcko district BiH	(000)		
	Ukupno Total IV - VI 2020	Muški Male IV - VI 2020	Ženski Female IV - VI 2020
Radno sposobno stanovništvo Working-age population	70	34	36
Radna snaga Labour force	29	18	10
Zaposlene osobe Employed persons	23	15	8
Nezaposlene osobe Unemployed	(6)	(3)	(3)
Neaktivno stanovništvo Inactive population	41	16	25
Osobe 15-64 godina Persons 15-64 years	57	29	28
Stope / Rates (%)			
Stopa aktivnosti Activity rate	41,1	53,8	29,1
Stopa zaposlenosti Employment rate	32,4	43,7	21,7
Stopa nezaposlenosti Unemployment rate	21,2	(18,8)	(25,4)
Učešće stanovništva 15-64 godina Share of population from 15 to 64 years of age	68,7	70,1	67,4

*) () podatak je manje siguran - koeficijent varijacije (CV) $10\% \leq CV < 20\%$ / the data are less certain if the coefficient of variance (CV) $10\% \leq CV < 20\%$

Tabela 2. Radno sposobno stanovništvo prema aktivnosti i spolu *)
Table 2. Working-age population by activity and sex

(000)

Brčko distrikt BiH <i>Brcko district BiH</i>	Radno sposobno stanovništvo <i>Working-age population</i>	Radna snaga / <i>Labour force</i>			Neaktivne osobe <i>Inactive persons</i>
		Ukupno <i>Total</i>	Zaposlene osobe <i>Employed persons</i>	Nezaposlene osobe <i>Unemployed persons</i>	
	IV - VI 2020	IV - VI 2020	IV - VI 2020	IV - VI 2020	IV - VI 2020
Ukupno <i>Total</i>					
Ukupno / Total	70	29	23	(6)	41
15 - 24	10	3	(2)	((1))	8
25 - 49	29	19	14	(5)	10
50 - 64	18	7	7	•	11
65+	13	•	•	—	13
15-64	57	28	22	(6)	29
Muški <i>Male</i>					
Ukupno / Total	34	18	15	(3)	16
15 - 24	5	(2)	((1))	((1))	3
25 - 49	14	11	9	(2)	(3)
50 - 64	9	5	5	•	4
65+	5	•	•	—	5
15-64	29	18	15	(3)	11
Ženski <i>Female</i>					
Ukupno / Total	36	10	8	(3)	25
15 - 24	5	((1))	•	•	4
25 - 49	14	7	5	(2)	7
50 - 64	9	(2)	(2)	•	7
65+	8	•	•	—	7
15-64	28	10	8	(3)	18
Struktura/Structure %					
Ukupno <i>Total</i>					
Ukupno / Total	100,0	100,0	100,0	100,0	100,0
15 - 24	14,7	9,1	(7,4)	(15,3)	18,6
25 - 49	40,8	64,4	61,5	75,3	24,4
50 - 64	26,0	25,2	29,5	((9,4))	26,6
65+	18,4	•	•	—	30,4
15-64	81,6	98,7	98,4	100,0	69,6
Muški <i>Male</i>					
Ukupno / Total	100,0	100,0	100,0	100,0	100,0
15 - 24	15,5	(10,8)	((8,2))	(22,1)	21,0
25 - 49	42,0	60,7	58,6	69,7	(20,1)
50 - 64	26,8	26,9	31,2	((8,1))	26,7
65+	15,8	•	•	—	32,2
15-64	84,2	98,4	98,0	100,0	67,8
Ženski <i>Female</i>					
Ukupno / Total	100,0	100,0	100,0	100,0	100,0
15 - 24	13,9	((6,1))	•	•	17,1
25 - 49	39,8	70,9	66,9	82,5	27,0
50 - 64	25,3	(22,4)	(26,2)	•	26,5
65+	21,0	•	•	—	29,3
15-64	79,0	99,4	99,1	100,0	70,7

*) () podatak je manje siguran - koeficijent varijacije (CV) $10\% \leq CV < 20\%$ / *the data are less certain if the coefficient of variance (CV) $10\% \leq CV < 20\%$*

(()) podatak je nesiguran - koeficijent varijacije (CV) $20\% \leq CV < 30\%$ / *the data are uncertain if the coefficient of variance (CV) $20\% \leq CV < 30\%$*

• podatak je ekstremno nesiguran - koeficijent varijacije (CV) $CV \geq 30\%$ / *the data are extremely uncertain if the coefficient of variance (CV) $CV \geq 30\%$*

— nema pojave / *no occurrence*

Tabela 3. Mjere aktivnosti stanovništva prema starosnim grupama i spolu *)
 Table 3. Measures of the population activity by age groups and sex

(%)

Brčko distrikt BiH Brcko district BiH	Stopa aktivnosti Activity rate	Stopa zaposlenosti Employment rate	Stopa nezaposlenosti Unemployment rate
	IV - VI 2020	IV - VI 2020	IV - VI 2020
Ukupno Total			
Ukupno / Total	41,1	32,4	21,2
15 - 24	25,5	(16,4)	((35,7))
25 - 49	64,9	48,8	(24,7)
50 - 64	39,9	36,7	((7,9))
65+	•	•	—
15-64	49,8	39,1	21,4
20-64	53,6	42,2	21,2
25-34	71,7	46,1	(35,7)
15-74	44,0	34,7	21,2
65-74	•	•	—
Muški Male			
Ukupno / Total	53,8	43,7	(18,8)
15 - 24	(37,5)	((23,0))	((38,6))
25 - 49	77,8	•	(21,6)
50 - 64	54,0	50,9	•
65+	•	•	—
15-64	62,8	50,8	(19,1)
20-64	67,5	55,0	(18,5)
25-34	79,3	53,5	(32,5)
15-74	56,7	46,0	(18,8)
65-74	•	•	—
Ženski Female			
Ukupno / Total	29,1	21,7	(25,4)
15 - 24	((12,8))	•	•
25 - 49	51,8	36,5	(29,5)
50 - 64	(25,7)	(22,5)	•
65+	•	•	—
15-64	36,6	27,2	(25,5)
20-64	39,5	29,4	(25,7)
25-34	63,8	(38,5)	(39,7)
15-74	31,6	23,6	(25,4)
65-74	•	•	—

Tabela 4. Radno sposobno stanovništvo prema aktivnosti i kvartalima *)
 Table 4. Working-age population by activity and quarters

Brčko distrikt BiH Brcko district of BiH	IV - VI 2020	I - III 2020	IV-VI 2020 I-III 2020
Aktivno stanovništvo Active population	29	28	102,0
Zaposlene osobe Employed persons	23	22	102,4
Nezaposlene osobe Unemployed	(6)	(6)	100,5
Neaktivno stanovništvo Inactive population	41	42	98,7

*) () podatak je manje siguran - koeficijent varijacije (CV) $10\% \leq CV < 20\%$ / the data are less certain if the coefficient of variance (CV) $10\% \leq CV < 20\%$

(()) podatak je nesiguran - koeficijent varijacije (CV) $20\% \leq CV < 30\%$ / the data are uncertain if the coefficient of variance (CV) $20\% \leq CV < 30\%$

• podatak je ekstremno nesiguran - koeficijent varijacije (CV) $CV \geq 30\%$ / the data are extremely uncertain if the coefficient of variance (CV) $CV \geq 30\%$

— nema pojave / no occurrence

METODOLOŠKA OBJAŠNENJA

Cilj Ankete o radnoj snazi

Anketa o radnoj snazi je najobuhvatnija anketa domaćinstava u Bosni i Hercegovini. Cilj Ankete je da se prikupe podaci o situaciji na tržištu rada u Bosni i Hercegovini. Anketom se prikupljaju podaci o veličini, strukturi i karakteristikama radne snage i neaktivne populacije u Bosni i Hercegovini.

Anketa o radnoj snazi u BiH provedena je u skladu sa preporukama i definicijama Međunarodne organizacije rada (MOR) i u skladu sa preporukama i regulativama Statističkog ureda Evropske unije (EUROSTAT), što omogućava uporedivost podataka iz Ankete sa drugim zemljama.

Anketa o radnoj snazi u Bosni i Hercegovini se u periodu od 2006. do 2019. godine provodila jedanput godišnje, u aprilu, i njeno provođenje na terenu je trajalo dvije sedmice. Od januara 2020. godine Anketa o radnoj snazi u Bosni i Hercegovini se provodi kontinuirano, tokom cijele godine, sa kvartalnom objavom podataka.

Jedinica posmatranja i jedinica anketiranja

Jedinica posmatranja u Anketi je domaćinstvo koje živi u stambenoj jedinici izabranoj u uzorak.

Domaćinstvom se smatra svaka porodična ili druga zajednica osoba koje se izjasne da zajedno stanuju i zajednički troše svoje prihode za podmirivanje osnovnih životnih potreba.

Jedinica anketiranja je član izabranog domaćinstva.

Obuhvat istraživanja

Ciljano stanovništvo u Anketi je svo rezidentno stanovništvo, tj. ono koje boravi na teritoriji BiH 12 mjeseci i duže. Istraživanjem je obuhvaćeno samo stanovništvo koje živi u privatnim domaćinstvima.

Privremeno odsutni članovi domaćinstva (kraće od 12 mjeseci), bez drugog uobičajenog boravišta i dalje pripadaju domaćinstvu tj. uključeni su u anketiranje.

Osobe koje su odsutne iz domaćinstva više od 12 mjeseci ne obuhvataju se tj. ne smatraju se članovima domaćinstva. Izuzetak su osobe koje su odsutne više od 12 mjeseci iz domaćinstva, ali su i dalje ekonomski vezane za domaćinstvo tj. ako je razlog njihove odsutnosti: školovanje, rad/zaposlenje u BiH i rad/zaposlenje kod domaćeg poslodavca izvan BiH.

Referentni period

Anketirane osobe su razvrstane na zaposlene, nezaposlene i neaktivne prema njihovom statusu u referentnoj sedmici tj. sedmici posmatranja. To je sedmica (od ponedjeljka do nedjelje) koja prethodi sedmici anketiranja.

METHODOLOGICAL EXPLANATIONS

The purpose of the Labour Force Survey

The Labour Force Survey is the most comprehensive household survey in Bosnia and Herzegovina. The aim of the Survey is to collect data about situation on the labour market in Bosnia and Herzegovina. It provides data on the size, structure and characteristics of the labour force and inactive population in Bosnia and Herzegovina.

The Labour Force Survey in Bosnia and Herzegovina was conducted in accordance with the recommendations and definitions of the International Labour Organization (ILO) and in accordance with the recommendations and regulations of the Statistical Office of the European Union (EUROSTAT), which allows comparability of data from the Survey with other countries.

In the period from 2006 to 2019, the Labour Force Survey in Bosnia and Herzegovina was conducted once a year, in April, and the fieldwork two weeks. Since January 2020, the Labour Force Survey in Bosnia and Herzegovina has been conducted continuously, throughout the year, with quarterly data release.

Observation units

The observation unit is a household living in a housing unit randomly selected to the sample.

A household is a group people (family or other community), living together in the same dwelling and sharing expenditures.

A survey unit is a member of sampled household.

Scope of the survey

The target population in the Survey is resident population, ie. the one who resides on the territory of BiH for 12 months and longer. The survey covered only the population living in private households.

Temporarily absent members of the household (shorter than 12 months), without another usual residence, still belong to the household, ie. they were included in the survey.

Persons who have been absent from the household for more than 12 months are not included, ie. they are not considered household members. Exceptions are persons who have been absent from the household for more than 12 months, but are still economically connected to the household, ie. if the reason for their absence is: education, work employment in BiH and work/employment with a domestic employer outside BiH.

Reference period

The surveyed persons were classified as employed, unemployed and inactive according to their status in the reference week, ie. weeks of observation. It is the week (from Monday to Sunday) that precedes the survey week.

Bazni koncepti i definicije

U Anketi o radnoj snazi se prati stanovništvo staro 15 i više godina prema aktivnosti u posmatranom kvartalu, a ne prema formalnom statusu anketiranih osoba.

Radno sposobno stanovništvo obuhvata sve osobe starosti 15 i više godina.

Zaposlene osobe su one koje su tokom referentne sedmice (sedmice posmatranja od ponedjeljka do nedjelje):

- obavljale bilo kakav posao za plaću/profit (u gotovini, robi ili naturi) barem jedan sat,
- nisu radile u referentnoj sedmici (zbog bolesti, godišnjeg odmora, državnih i vjerskih praznika, obrazovanja, obuke, porodijskog odsustva, smanjene proizvodnje i druge privremene nemogućnosti za rad), ali imaju posao na koji će se vratiti, također se smatraju zaposlenim osobama.

Samozaposlene osobe sa biznisom ili farmom, također se smatraju zaposlenim osobama ukoliko:

- rade u vlastitom biznisu ili drže farmu u svrhu zarađivanja profita, čak i ako preduzeće ne uspijeva da ostvari profit,
- osobe koje provode vrijeme na obavljanju posla čak i ako nema prodaje, nisu obavljale profesionalne usluge ili ništa nije proizvedeno (farmer koji radi na aktivnostima održavanja farme, arhitekta koji provodi vrijeme čekajući klijenta u kancelariji, ribar koji popravlja brod ili održava mreže za budući rad, osoba koja pohađa seminar itd.),
- osobe koje su u procesu formiranja svog biznisa ili farme, kao što je kupovina i montiranje opreme, iznajmljivanje prostorija ili kupovina materijala za početak novog posla,
- osobe koje rade na svom poljoprivrednom imanju smatraju se zaposlenima ako su radile tokom referentne sedmice. Osobe koje rade na svom malom poljoprivrednom imanju, a prodaju svoje poljoprivredne proizvode, također se smatraju zaposlenima.

Neplaćeni pomažući članovi su oni koji nisu bili u plaćenju zaposlenosti niti su bili samozaposleni u referentnoj sedmici, ali su obavljali neki posao na porodičnom imanju, u porodičnoj firmi ili nekom drugom obliku porodičnog biznisa. Oni ne primaju redovnu plaću.

Nezaposlene osobe su osobe koje:

- nisu radile tokom referentne sedmice (nisu u plaćenju zaposlenosti ili samozaposlenosti niti su radile bilo kakav plaćeni posao),
- aktivno su tražile posao tokom prethodne četiri sedmice,
- bile su trenutno raspoložive za rad u okviru dvije sedmice.

Osobe koje su pronašle posao koji će početi da rade u narednom periodu su, također, uključene u nezaposlene osobe.

Basic concepts and definitions

The Labour Force Survey monitors the population aged 15 and over according to the activity in the observed quarter, and not according to the formal status of the surveyed persons.

The working age population includes all persons aged 15 and over.

Employed persons are those who during the reference week (observation week from Monday to Sunday):

- *perform any work for salary/profit (in cash, goods or in kind) for at least one hour,*
- *did not work in the reference week (due to illness, vacation, public and religious holidays, education, training, maternity leave, reduced production and other temporary incapacity for work), but have a job to return to, are also considered employed.*

Self-employed persons with a business or farm are also considered employed persons if:

- *work in their own business or keep a farm for the purpose of making a profit, even if the company fails to make a profit,*
- *people who spend time doing work even if there are no sales, no professional services or nothing is produced (a farmer working on farm maintenance activities, an architect spending time waiting for a client in the office, a fisherman repairing a boat or maintaining nets for future work, person attending the seminar, etc.),*
- *persons who are in the process of forming their business or farm, such as buying and installing equipment, renting premises or buying materials to start a new business,*
- *persons working on their agricultural holding are considered employed if they worked during the reference week. People who work on their small farm and sell their agricultural products are also considered employed.*

Unpaid family workers are those who were not in paid employment or self-employment during the last week prior to the interview, but did some work on the family farm, in the family enterprise or some other kind of family gainful activity; they normally do not receive regular payment.

Unemployed persons are persons who:

- *did not work during the reference week (they were not in paid employment or self-employment nor did they do any paid work),*
- *have been actively looking for job during the previous four weeks,*
- *were currently available to work within two weeks.*

Persons who have found a job that will start working in the coming period are also included in the unemployed.

Radnu snagu ili ekonomski aktivno stanovništvo čine sve zaposlene i nezaposlene osobe.

Neaktivne osobe su one koje imaju 15 i više godina i koje nisu svrstane niti u zaposlene niti u nezaposlene osobe.

Stopa aktivnosti predstavlja procentualno učešće radne snage u radno sposobnom stanovništvu.

Stopa zaposlenosti predstavlja procentualno učešće zaposlenih osoba u radno sposobnom stanovništvu.

Stopa nezaposlenosti predstavlja procentualno učešće nezaposlenih osoba u radnoj snazi.

Uzorak

Anketa o radnoj snazi se provodi na slučajnom uzorku privatnih domaćinstava. Od 2006. do 2019. godine uzorak za Anketu bio je posebno definisan za svaku godinu, tj. nije bilo ponovljenog anketiranja odnosno panelnog dijela uzorka. Od 2020. godine uvedena je panelna komponenta u nacrt uzorka te se domaćinstva ponovljeno anketiraju četiri puta.

Domaćinstva se anketiraju u dva uzastopna kvartala, izostavljaju iz uzorka naredna dva kvartala te ponovo anketiraju u još dva uzastopna kvartala (rotaciona shema 2-(2)-2). Na ovaj način se omogućava vremensko praćenje i posmatranje promjena stanja na tržištu rada i to u tromjesečnoj i godišnjoj dinamici.

Kao okvir za izbor uzorka koristi se Glavni okvir uzorka koji je stratifikovan prema entitetima/distriktu i tipu naseljenog mjesta (gradsko i ostalo).

Dizajn uzorka je dvoetafni stratifikovani. Uzorak je podijeljen na 4 nezavisno odabrana poduzorka, rotacijske grupe ili panela. Primarne jedinice uzorkovanja (PSU) u Glavnom okviru su teritorijalne jedinice sastavljene od jednog ili nekoliko susjednih popisnih krugova. Za njihov izbor primijenjena je metoda uzorka sa vjerovatnoćom proporcionalnoj veličini (PPS), pri čemu je kao mjera veličine PSU korišten broj stambenih jedinica (nastanjenih i nenastanjenih) iz baze Popisa stanovništva, domaćinstava i stanova 2013. Sekundarne jedinice izbora uzorka (SSU) – stambene jedinice nastanjene privatnim domaćinstvima, iz pomenutog okvira birane su metodom slučajnog uzorka.

Procedura ponderisanja

Procedura ponderisanja provodi se radi izračuna procjena za cijelu populaciju. Time se kompenzira utjecaj dizajna i veličine uzorka, te uticaj neodgovora domaćinstava na Anketi. U prvoj fazi ponderisanja izračunati su ponderi izbora jedinica u uzorak iz obje etape uzorkovanja (PSU i SSU). U drugoj fazi se vrši korekcija pondera zbog neodgovora jedinica iz uzorka. U finalnoj fazi, ponderi se kalibriraju na procjene stanovništva po petogodišnjim starosnim grupama i spolu.

The labour force or economically active population consists of all employed and unemployed persons.

Inactive persons are those who are 15 years of age or older and who are not classified as employed or unemployed.

The activity rate represents the percentage share of the labour force in the working age population.

The employment rate represents the percentage share of employed persons in the working age population.

Unemployment rate represents the percentage share of unemployed persons in the labour force.

Sample

The labour force survey is conducted on a random sample of private households. From 2006 to 2019, the sample for the Survey was defined separately for each year, ie. there was no repeated survey or panel part of the sample. Since 2020, a panel component has been introduced in the sample design and households have been re-surveyed four times.

Households are surveyed in two consecutive quarters, excluded from the sample for the next two quarters, and re-surveyed in two more consecutive quarters (rotation scheme 2- (2) -2). In this way, it is possible to monitor and observe changes in the situation on the labour market in quarterly and annual dynamics.

The Master sample frame, which is stratified by entities/district and type of settlement (urban and other), is used as the sampling frame.

The sample design is two-stage stratified. The sample was divided into 4 independently selected subsamples, rotating groups or panels. Primary sampling units (PSUs) in the Main sample frame are territorial units composed of one or more adjacent census districts. The sample method with probability proportional size (PPS) was used for their selection, whereby the number of housing units (inhabited and uninhabited) from the 2013 Census of Population, Households and Dwellings database was used as a measure of PSU size. Secondary sample selection units (SSUs) - units inhabited by private households were selected from the mentioned sample frame by the method of random sampling.

The weighting procedure

The weighting procedure is performed to calculate estimates for the entire population. This compensates for the impact of sample design and size, and the impact of household non-response to the Survey. In the first weighting phase, the weights of unit selection to the sample from both sampling stages (PSU and SSU) were calculated. In the second phase, the weight correction is performed due to non-response of the units from the sample. In the final phase, the weights are calibrated to population estimates by five-year age groups and gender.

Klasifikacije

Prilikom šifriranja i obrade podataka dobijenih ovom Anketom, korištene su sljedeće klasifikacije:

- Klasifikacija djelatnosti KD BiH 2010, koja sadržajno i strukturno u potpunosti odgovara EU statističkoj klasifikaciji djelatnosti NACE Rev. 2,
- Klasifikacija zanimanja KZ BiH 2008, koja sadržajno i strukturno u potpunosti odgovara EU statističkoj klasifikaciji zanimanja ISCO-08.

Napomena

Zbog zaokruživanja decimala u nekim slučajevima u ovom Saopćenju zbir procenata nije jednak 100.

Classifications

In the coding and processing of the data gathered in this Survey, the following classifications were used:

- Classification of Economic Activities KD BiH 2010, is in its content and structure harmonized with EU Classification of Economic Activities NACE Rev2.;
- Classification of Occupation KZ BiH 2008, is in its content and structure harmonized with EU Classification of Occupation ISCO-08.

Note

Due to the rounding of decimal numbers in some cases in this Release the sum of the percentages is not equal to 100.

Publikuje Agencija za statistiku Bosne i Hercegovine, 71000 Sarajevo, Zelenih beretki 26
Published by the Agency for Statistics of the Bosnia and Herzegovina, 71000 Sarajevo, Zelenih beretki 26

Telefon/Phone: +387 (33) 911 911 | Telefaks/Telefax: +387 (33) 220 622
Elektronska pošta/E-mail: bhas@bhas.gov.ba | Internetska stranica/Web site: www.bhas.gov.ba

Odgovorne osobe/Responsible persons:

Radoslav Ćorović, Pomoćnik direktora za demografiju i socijalne statistike
Radoslav Ćorović, Assistant Director of Demography and Social Statistics

Vesna Ćužić, v.d. direktora
Vesna Ćužić, Acting Director

Saopćenje priredili: Radoslav Ćorović, Vladimir Mijović, Selma Husković i Ivana Simić
Prepared by: Radoslav Ćorović, Vladimir Mijović, Selma Husković and Ivana Simić

