



FIRST RELEASE



You are required to specify a data source when allowed in your product or application.

YEAR XV

SARAJEVO, 02/04/2021

NUMBER 01

BUSINESS STATISTICS

Tourism, cumulative January – February 2021

In the period from January – February 2021 tourists realised 102 165 tourists arrivals which represent the decrease by 32.0 and 242 554 overnight stays which is decrease by 31.9% as compared to the same period of 2020.

The number of domestic tourist nights increase by 22.2% and number of foreign tourist nights decrease by 58.7% as compared to the same period of 2020. Domestic tourist's share of total number of overnight stays was 59.3% and foreign tourists share was 40.7%.

Concerning the structure of foreign tourist nights, most of them (83.1%) were realised by tourists from Serbia (34.8%), Croatia (22.4%), Montenegro (6.8%). United Arab Emirates (5.8%), Slovenia (5.6%), Turkey (3.1%), Germany (2.6%) and Austria (2.0%). Tourists from other countries realised 16.9% of tourist nights.

Regarding the average detention of foreign tourist stays, on the first place comes Finland with average stay of 9.5 nights, , Portugal with 8.1 nights, Iran with 8.1 nights, Canada with 5.6 nights, Hungary with 4.3 nights and Greece with 4.2 nights.

According to the type of accommodation facility the highest number of nights was recorded in Hotels and similar accommodation with share of 95.9%.

Tourists nights, January - February 2020. and 2021.

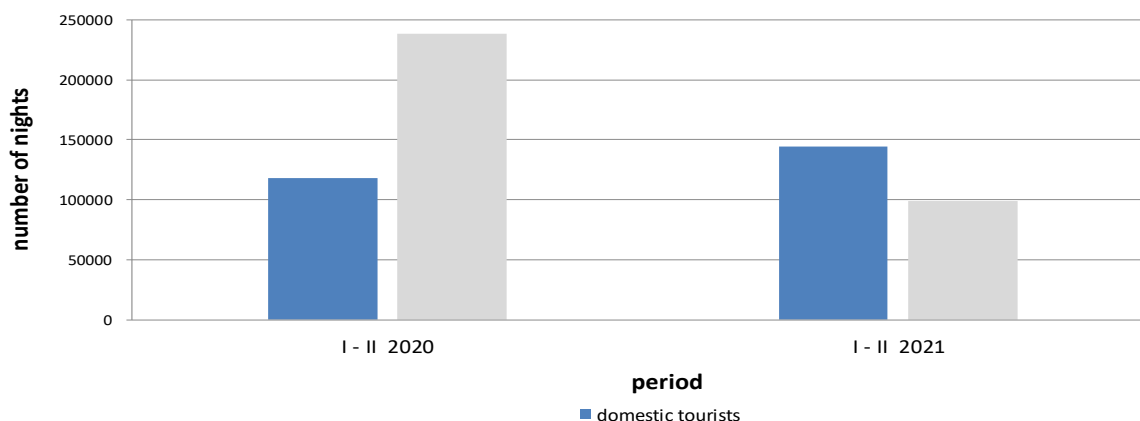
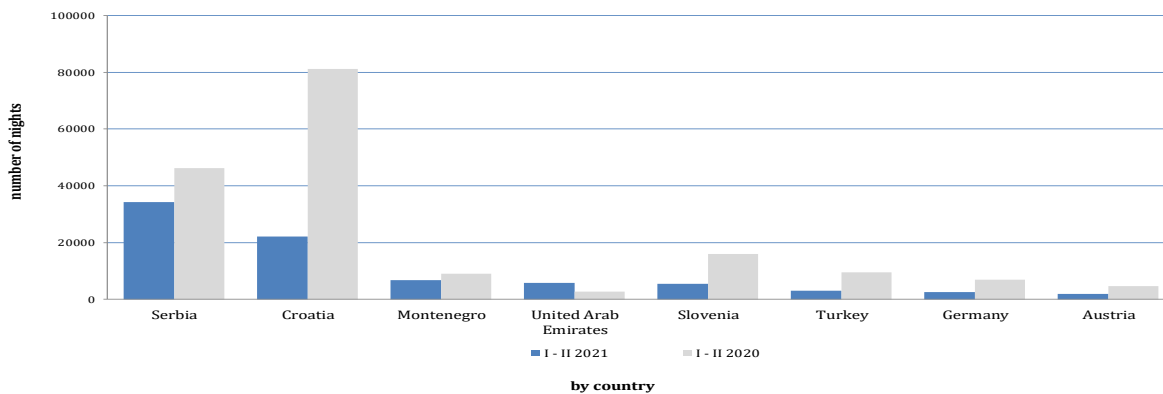


Table1 : Tourist arrivals and nights

	ARRIVALS			NIGHTS			I - II 2021	
	I - II 2020 *	I - II 2021	Indices $\frac{I - II 2021}{I - II 2020}$	I - II 2020 *	I - II 2021	Indices $\frac{I - II 2021}{I - II 2020}$	Structure of nights %	Average number of nights by arrivals
TOTAL	150 165	102 165	68.0	356 396	242 554	68.1	100.0	2,4
Domestic tourist	56 848	66 468	116.9	117 816	143 945	122.2	59.3	2,2
Foreign tourist	93 317	35 697	38.3	238 580	98 609	41.3	40.7	2,8

*) final dana

Foreign tourist nights by country of residence, January - February 2020. and 2021.

Table 2 : Foreign tourist arrivals and nights by country of residence

	ARRIVALS			NIGHTS			I - II 2020	
	I - II 2020 *	I - II 2021	Indices $\frac{I - II 2021}{I - II 2020}$	I - II 2020 *	I - II 2021	Indices $\frac{I - II 2021}{I - II 2020}$	Structure of nights %	Average number of nights by arrivals
TOTAL	93 317	35 697	38.3	238 580	98 609	41.3	100.0	2,8
Albania	633	85	13,4	1 096	163	14,9	0.2	1,9
Austria	2 258	807	35.7	4 698	1 970	41.9	2.0	2,4
Belgium	285	121	42.5	690	249	36.1	0.3	2,1
Bulgaria	600	93	15,5	1 072	307	28,6	0.3	3,3
Montenegro	3 347	2 511	75.0	8 973	6 708	74.8	6,8	2,7
Czech Republic	638	158	24,8	957	444	46,4	0.5	2,8
Denmark	247	45	18,2	609	132	21,7	0.1	2,9
Estonia	30	25	83.3	60	45	75.0	0.0	1,8
Finland	110	22	20.0	275	208	75,6	0.2	9,5
France	708	275	38.8	1 637	716	43,7	0.7	2,6
Greece	329	71	21,6	687	297	43,2	0.3	4,2
Netherlands	766	199	26.0	2 008	583	29,0	0.6	2,9
Croatia	27 829	7 994	28,7	81 186	22 070	27,2	22,4	2,8
Ireland	249	17	6,8	614	36	5,9	0.0	2,1
Iceland	14	8	57.1	28	8	28,6	0.0	1,0

(continued on next page)

(continued)

	ARRIVALS			NIGHTS			I - II 2021	
	I - II 2020 *	I - II 2021	Indices <u>I - II 2021</u> I - II 2020	I - II 2020 *	I - II 2021	Indices <u>I - II 2021</u> I - II 2020	Structure of nights %	Average number of nights by arrivals
Italy	2 281	610	26,7	5 116	1 729	33.8	1,8	2,8
Cyprus	49	27	55.1	206	106	51.5	0.1	3,9
Latvia	17	6	35.3	56	13	23,2	0.0	2,2
Lithuania	39	17	43.6	101	28	27,7	0.0	1,6
Luxembourg	97	107	110.3	219	286	130.6	0.3	2,7
Hungary	856	144	16,8	1 993	615	30,9	0.6	4,3
Malta	9	1	11,1	22	4	18,2	0.0	4.0
Norway	243	26	10,7	621	90	14,5	0.1	3,5
Germany	2 950	976	33.1	7 008	2 515	35.9	2,6	2,6
Poland	467	121	25,9	1 117	281	25,2	0.3	2,3
Portugal	94	17	18,1	218	137	62.8	0.1	8,1
Romania	334	135	40.4	1 009	478	47.4	0.5	3,5
Russian Federation	744	235	31.6	1 490	507	34.0	0.5	2,2
Southern Macedonia	1 006	302	30.0	2 307	806	34.9	0.8	2,7
Slovakia	281	86	30,6	696	204	29,3	0.2	2,4
Slovenia	6 763	2 105	31,1	15 943	5 547	34.8	5,6	2,6
Serbia	16 092	11 700	72.7	46 170	34 274	74.2	34.8	2,9
Spain	436	39	8,9	1 006	80	8.0	0.1	2,1
Switzerland (including Liechtenstein)	901	553	61.4	2 431	1 500	61.7	1,5	2,7
Sweden	944	209	22,1	2 008	520	25,9	0.5	2,5
Turkey	4 102	1 370	33.4	9 462	3 051	32.2	3,1	2,2
United Kingdom	871	171	19,6	2 196	454	20,7	0.5	2,7
Ukraine	124	25	20,2	334	61	18,3	0.1	2,4
Other European countries	197	52	26,4	454	120	26,4	0.1	2,3
Egypt	140	53	37,9	429	181	42,2	0.2	3,4
South Africa	21	8	38.1	135	19	14,1	0.0	2,4
Other African countries	250	143	57.2	1 174	286	24.0	0.3	2.0
Canada	242	56	23,1	546	315	57,7	0.3	5,6
USA	2 138	897	42.0	4 173	1 912	45.8	1,9	2,1
Other Northern American countries	35	25	71.4	169	36	21,3	0.0	1,4
Brazil	179	39	21,8	375	93	24,8	0.1	2,4
Other Southern and Central American countries	211	48	22,7	551	102	18,5	0.1	2,1
Bahrain	270	120	44.4	715	353	49.4	0.4	2,9
India	122	25	20,5	267	94	35,2	0.1	3,8
Iran	54	11	20,4	674	77	11,4	0.1	7.0
Israel	110	21	19,1	265	53	20.0	0.1	2,5
Japan	322	21	6,5	694	37	5,3	0.0	1,8
Republic of Korea	1 523	2	0.1	1 620	8	0.5	0.0	4.0
Qatar	223	49	22.0	574	172	30.0	0.2	3,5
China	3 911	70	1,8	5 965	165	2,8	0.2	2,4
Kuwait	491	132	26,9	2 052	527	25,7	0.5	4.0
Malaysia	682	11	1,6	1 043	24	2,3	0.0	2,2
Oman	293	88	30.0	756	211	27,9	0.2	2,4
Saudi Arabia	1 222	68	5,6	3 097	94	3.0	0.1	1,4
United Arab Emirates	883	2 099	237.7	2 708	5 728	211.5	5,8	2,7
Other Asian countries	1 653	195	11,8	2 838	586	20,6	0.6	3.0
Australia	321	43	13,4	868	165	19.0	0.2	3,8
New Zealand	38	4	10,5	73	8	11.0	0.0	2.0
Other countries of Oceania	43	4	9,3	46	21	45.7	0.0	5,3

*) final data

**Structure of tourists nights according to the classification of activity 1),
January - February 2020. and 2021.**

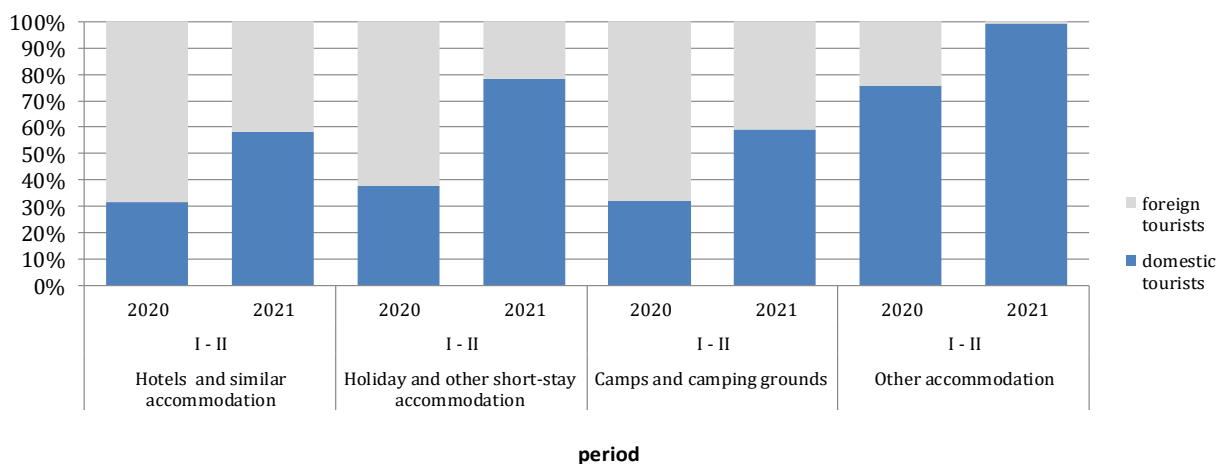


Table 3 : Tourist arrivals and nights according to the classification of activities 1)

	ARRIVALS			NIGHTS			I - II 2020
	I - II 2020 *	I - II 2021	Indices $\frac{I - II 2021}{I - II 2020}$	I - II 2020 *	I - II 2021	Indices $\frac{I - II 2021}{I - II 2020}$	Structure of nights %
TOTAL	150 165	102 165	68.0	356 396	242 554	68.1	100.0
Hotels and similar accommodation	143 687	99 181	69.0	334 924	232 559	69.4	95.9
Holiday and other short-stay accommodation	5 083	2 471	48.6	10 336	5 732	55.5	2,4
Camps and camping grounds	239	51	21,3	635	81	12,8	0.0
Other accommodation	1 156	462	40.0	10 501	4 182	39.8	1,7
Domestic tourists	56 848	66 468	116.9	117 816	143 945	122.2	59.3
Hotels and similar accommodation	53 377	63 777	119.5	105 781	135 269	127.9	55.8
Holiday and other short-stay accommodation	2 505	2 213	88.3	3 887	4 481	115.3	1,8
Camps and camping grounds	75	30	40.0	203	48	23,6	0.0
Other accommodation	891	448	50.3	7 945	4 147	52.2	1,7
Foreign tourist	93 317	35 697	38.3	238 580	98 609	41.3	40.7
Hotels and similar accommodation	90 310	35 404	39.2	229 143	97 290	42.5	40.1
Holiday and other short-stay accommodation	2 578	258	10.0	6 449	1 251	19,4	0.5
Camps and camping grounds	164	21	12,8	432	33	7,6	0.0
Ostali smještaj	265	14	5,3	2 556	35	1,4	0.0

1) The Classification of Economic Activities of BiH 2010

*) final data

NOTES ON METHODOLOGY

The purpose of the statistical survey

The purpose of the statistical survey is to monitor the tourist activity realised in commercial accommodation establishments and to provide internationally comparable BiH's statistics of tourism in accordance with current EU standards for the tourism statistics.

Observation units

Observation units are all business entities /legal units which are, by the main activity, registered in accommodation activity (division 55 - KD BiH 2010), persons as well as households that rent accommodation establishments to tourists. For the purpose of the survey, Classification of Activities in Bosnia and Herzegovina - KD BiH 2010 was used, and it is fully compliant with the European Classification of Economic Activities - NACE Rev. 2.

Coverage

Reporting units are all business entities (enterprises, entrepreneurs, institutions, associations etc.) and parts thereof engaged in providing accommodation services in tourism registered according to the CA BiH 2010 under section : 55.1 (hotels and similar accommodation), 55.2 (holiday and other short - stay accommodation), 55.3 (camps and camping grounds), 55.9 (other accommodation), health institutions for their facilities in which persons stay for medical rehabilitation (costs are on persons themselves), business entities and parts thereof engaged in tourist stay in rural households, houses, camps, apartments and rooms directly rented by private persons/households. Survey covers the entire territory of Bosnia and Herzegovina.

Source and methods of data collection

Data on turnover of tourists (number of tourist arrivals and tourist nights) are collected from regular monthly report (TU-11 form). Reports are usually made on the basis of reception records in guest books, entities and their parts engaged in organising and arranging of tourists.

Definitions

Tourism means the activity of visitors taking a trip to a main destination outside their usual environment for less than a year, for leisure, business or other personal purpose other than to be employed by a resident entity in the place visited.

Tourist is every person who, outside his place of permanent residence, spends one night in a hotel or some other accommodation facility for reasons of rest, recreation, health, study, sport, religion, family, business, public tasks or meeting.

Residence is a place where a person came with the intention of permanent stay. Tourist is registered in every place or establishment where he stays and, therefore, in case he/she changes the place or establishment, he/she must register again, which results in data ambiguity. Consequently, the statistics register the number of tourist arrivals and not the number of tourists.

Domestic tourist is a person with permanent residence in the BiH who spends at least one night in a hotel or same other accommodation establishment outside their place or residence.

Foreign tourist is every person with permanent residence outside in BiH who temporarily resides in BiH and who spends at least one night in a hotel or same other accommodation establishment.

Symbols

- no occurrence

0,0 value not zero but less than 0,05 unit of measure use

Published by the Agency for Statistics of the Bosnia and Herzegovina, 71000 Sarajevo, Zelenih beretki 26

Phone: +387 (33) 911 911 | Telefax: +387 (33) 220 622

E-mail: bhas@bhas.gov.ba | Web site: www.bhas.gov.ba

Responsible persons:

Velimir Jukić, Assistant Director of Business Statistics

Vesna Čužić, Acting Director

Prepared by: Alen Bajramović and Jasmina Omić



Please consider the environment before printing this document.