



# SAOPĆENJE

## FIRST RELEASE



Obavezni ste da prilikom dozvoljenih radnji, u svom proizvodu ili aplikaciji navedete izvor podataka.  
You are required to specify a data source when allowed in your product or application.

GODINA/YEAR II

SARAJEVO, 14.03.2022.

BROJ/NUMBER 4

## DEMOGRAFIJA I SOCIJALNE STATISTIKE

### DEMOGRAPHY AND SOCIAL STATISTICS

#### Anketa o radnoj snazi u Brčko distriktu BiH, IV kvartal 2021. godine

##### Labour Force Survey in Brcko district BiH, IV quarter 2021

U ovom saopćenju objavljuju se podaci dobijeni putem Ankete o radnoj snazi koja je u Brčko distriktu BiH provedena u četvrtom kvartalu, tj. u periodu oktobar - decembar 2021. godine. Anketa o radnoj snazi u Bosni i Hercegovini se provodi kontinuirano prema novoj, redizajniranoj metodologiji usklađenoj sa novom Regulativom Evropskog parlamenta i Vijeća, koja je stupila na snagu 01. januara 2021. godine. Anketa o radnoj snazi u Brčko distriktu BiH je provedena na uzorku koji je u četvrtom kvartalu 2021. godine obuhvatio 1 368 domaćinstava. Anketirani su svi rezidentni članovi privatnih domaćinstava. U cilju usklađivanja sa EU regulativama i zahtjevima Eurostata, od 2020. godine se provodi postupak kalibracije pondera prema procjenama stanovništva po petogodišnjim starosnim grupama i spolu.

**Napomena:** U nekim slučajevima u ovom saopćenju zbog zaokruživanja na hiljade zbirovi sabiraka u tabelama ne daju isti rezultat kao što bi bilo bez zaokruživanja. Također, zbog zaokruživanja decimala u nekim slučajevima zbir procenata nije jednak 100.

*This Release contains data received through the Labour Force Survey conducted in Brcko district BiH in the fourth quarter and the observation period was October - December 2021. Labour Force Survey in Bosnia and Herzegovina was carried out continuously under the new, redesigned methodology harmonized with the new Regulation of the European Parliament and the Council, which entered into force on January 1<sup>st</sup> 2021. The sample size for the Labour Force Survey in Brcko district BiH in the fourth quarter 2021 was 1 368 households. All resident members of private households were surveyed. In order to harmonize with EU regulations and Eurostat requirements, from 2020 the procedure of weight calibration according to population estimates by five-year age groups and sex is carried out.*

**Note:** In some cases in this First Release, due to the rounding of thousands, the sums in the tables do not give the same result as it would be without rounding. Also, due to the rounding of decimals in some cases the sum of percentages is not equal to 100.

#### Grafikon 1. Radno sposobno stanovništvo prema aktivnosti, BD BiH (u hiljadama)

Graph 1. Working age population by status in activity, BD BiH (in thousands)



( ) podatak je manje siguran - koeficijent varijacije (CV) 10% ≤ CV < 20% / the data are less certain if the coefficient of variance (CV) 10% ≤ CV < 20%

U četvrtom kvartalu 2021. godine, u Brčko distriktu BiH radnu snagu činilo je 30 hiljada osoba od kojih je 23 hiljade (77,8%) zaposlenih i 7 hiljada (22,2%) nezaposlenih osoba. U odnosu na prethodni kvartal, broj zaposlenih osoba se smanjio za 1,7%, što je uzrokovano smanjenjem obima poljoprivrednih i građevinskih radova u zimskom periodu. Broj nezaposlenih osoba u istom periodu se smanjio za 8,1%. Broj osoba izvan radne snage u četvrtom kvartalu 2021. godine iznosio je 40 hiljada i u odnosu na prethodni kvartal veći je za 2,6%.

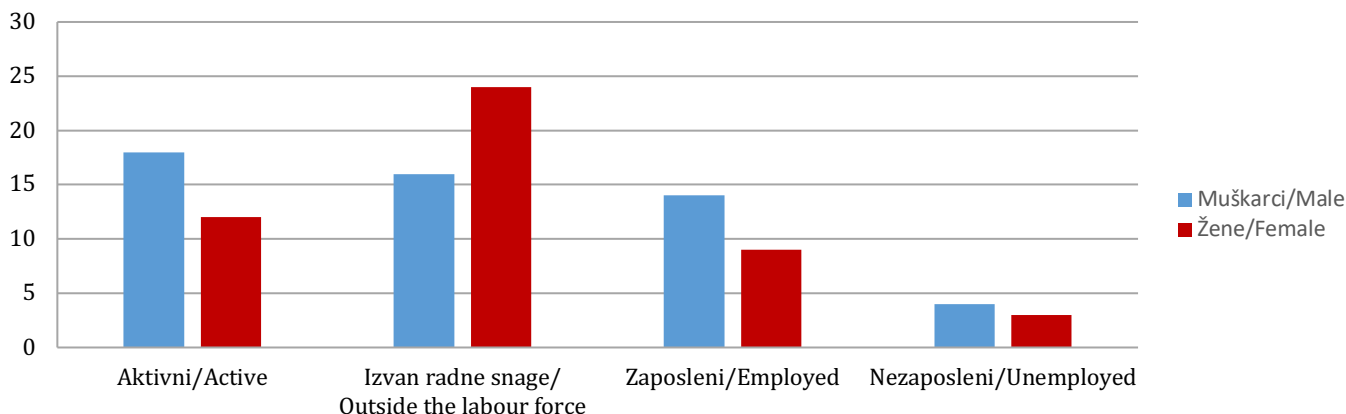
U četvrtom kvartalu 2021. godine, stopa aktivnosti je bila 43,2%, stopa zaposlenosti 33,6%, stopa nezaposlenosti 22,2% i stopa neaktivnosti 56,8%.

*In the fourth quarter of 2021, the labour force in Brcko district BiH consists of 30 thousand persons, of which 23 thousand (77,8%) are employed and 7 thousand (22,2%) are unemployed. Compared to the previous quarter, the number of employed persons decreased by 1,7% as was expected, knowing that in the referent period (winter months) agricultural and construction works are performed in decreased volume. The number of unemployed persons decreased by 8,1%. The number of persons outside the labour force in the fourth quarter of 2021 amounted to 40 thousand and compared to the previous quarter increased by 2,6%.*

*In the fourth quarter of 2021 the activity rate for was 43,2%, the employment rate 33,6%, the unemployment rate 22,2%, and the inactivity rate 56,8%.*

## Grafikon 2. Radno sposobno stanovništvo prema aktivnosti i spolu, BD BiH (u hiljadama)

Graph 2. Working age population by status in activity and sex, BD BiH (in thousands)



Prema podacima iz Ankete o radnoj snazi u četvrtom kvartalu 2021. godine od ukupnog broja osoba koji čine radnu snagu 18 hiljada (59,7%) su muškarci, a 12 hiljada (40,3%) su žene.

U ukupnom broju osoba izvan radne snage 16 hiljada (40,5%) su muškarci, a 24 hiljade (59,5%) su žene.

Od ukupnog broja zaposlenih osoba 14 hiljada (60,8%) su muškarci, a 9 hiljada (39,2%) su žene, dok od ukupnog broja nezaposlenih osoba 4 hiljade (55,7%) su muškarci, a 3 hiljade (44,3%) su žene.

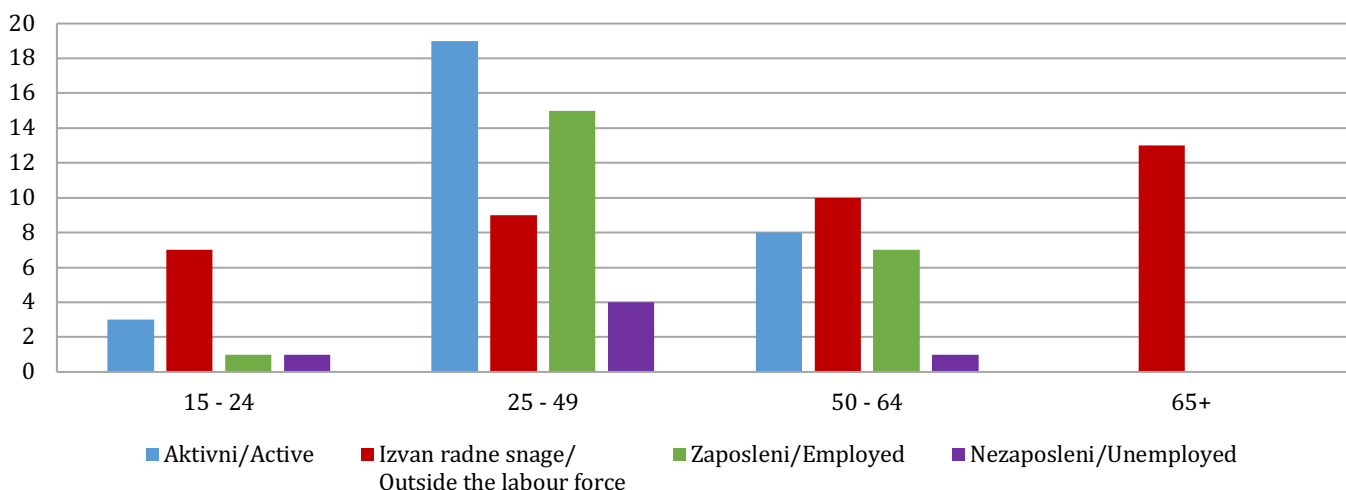
According to data from the Labour Force Survey in the fourth quarter of 2021, out of the total labour force, 18 thousand (59,7%) persons are men and 12 thousand (40,3%) persons are women.

In the total number of persons outside labour force, 16 thousand (40,5%) persons are men and 24 thousand (59,5%) persons are women.

Out of the total number of employed persons, 14 thousand (60,8%) persons are men and 9 thousand (39,2%) persons are women, while out of the total number of unemployed persons 4 thousand (55,7%) persons are men and 3 thousand (44,3%) persons are women.

## Grafikon 3. Radno sposobno stanovništvo prema aktivnosti i starosnim grupama, BD BiH (u hiljadama)

Graph 3. Working age population by activity and age groups, BD BiH (in thousands)



U posmatranom periodu, od ukupne radne snage 64,7% osoba pripada starosnoj grupi od 25 do 49 godina, zatim 25,8% starosnoj grupi od 50 do 64 godine, 9% starosnoj grupi od 15 do 24 godine i 0,5% osoba ima 65 i više godina. Od ukupnog stanovništva izvan radne snage, 32,2% osoba je u starosnoj grupi 65 i više godina, zatim 26,5% u starosnoj grupi od 50 do 64 godine, 22,7% u starosnoj grupi od 25 do 49 godina i 18,7% u starosnoj grupi od 15 do 24 godine.

In the observed period, out of the total labour force, 64,7% persons belong to the age group 25 - 49 years, then 25,8% to the age group 50 - 64 years, 9% to the age group 15 - 24 years and 0,5% are persons age 65+.

Out of the total population outside labour force, 32,2% persons are age 65+, then 26,5% belong to the age group 50 - 64 years, 22,7% to the age group 25 - 49 years and 18,7% to the age group 15 - 24 years.

Od ukupnog broja zaposlenih osoba 65% osoba pripadaju starosnoj grupi od 25 do 49 godina, zatim 28,5% starosnoj grupi od 50 do 64 godine, 5,8% starosnoj grupi od 15 do 24 godine i 0,6% osoba ima 65 i više godina.

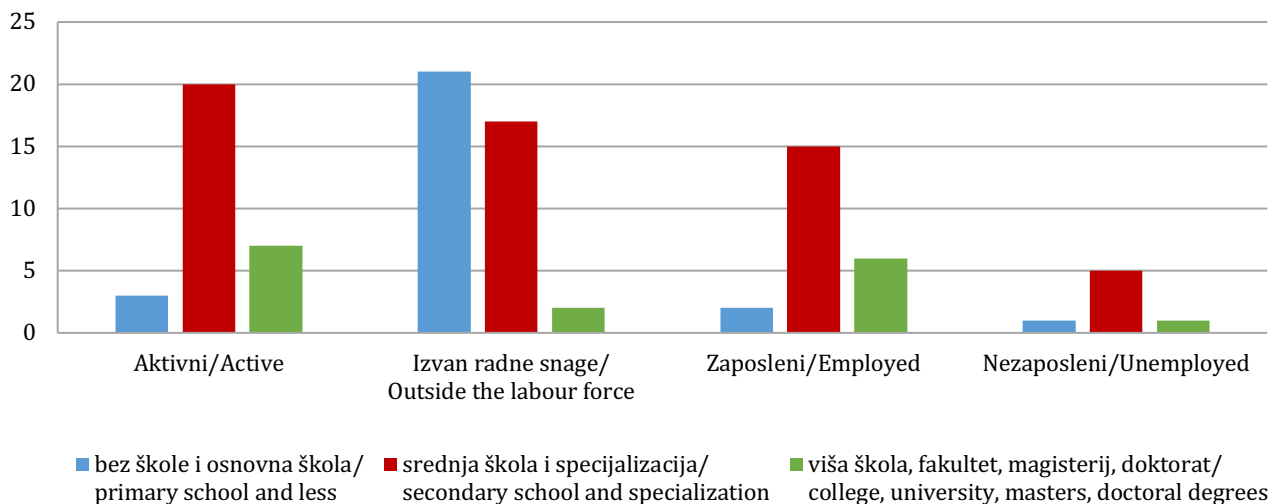
Od ukupnog broja nezaposlenih osoba 63,7% osoba pripada starosnoj grupi od 25 do 49 godina, zatim 20,2% starosnoj grupi od 15 do 24 godine i 16,1% starosnoj grupi godine od 50 do 64.

*Out of the total number of employed persons, 65% persons belong to the age group 25 - 49 years, then 28,5% to the age group 50 - 64 years, 5,8% to the age group 15 - 24 years and 0,6% are persons age 65+.*

*Out of the total number of unemployed persons, 63,7% persons belong to the age group 25 - 49 years, then 20,2% to the age 15 - 24 years group and 16,1% to the age group 50 - 64 years.*

#### Grafikon 4. Radno sposobno stanovništvo prema aktivnosti i stepenu obrazovanja, BD BiH (u hiljadama)

Graph 4. Working-age population by activity and educational attainment, BD BiH (in thousands)



Najveće učešće u obrazovnoj strukturi osoba koje čine radnu snagu imaju osobe sa završenom srednjom školom i specijalizacijom i to 67%, zatim slijede osobe sa završenom višom školom, fakultetom, magisterijem, doktoratom 21,7% i osobe sa završenom osnovnom školom ili nižim obrazovanjem 11,4%.

Najveće učešće u obrazovnoj strukturi osoba izvan radne snage imaju osobe sa završenom osnovnom školom ili nižim obrazovanjem 52,4%, zatim slijede osobe sa završenom srednjom školom i specijalizacijom 42,9% i osobe sa završenom višom školom, fakultetom, magisterijem, doktoratom 4,7%.

Obrazovna struktura zaposlenih osoba pokazuje da 66% osoba ima završenu srednju školu i specijalizaciju, slijede osobe sa završenom višom školom, fakultetom, magisterijem, doktoratom 24,7% i osobe sa završenom osnovnom školom ili nižim obrazovanjem 9,2%.

Obrazovna struktura nezaposlenih osoba pokazuje da 70,2% osoba ima završenu srednju školu i specijalizaciju, slijede osobe sa završenom osnovnom školom ili nižim obrazovanjem 18,9% i osobe sa završenom višom školom, fakultetom, magisterijem, doktoratom 10,9%.

*The educational structure of labour force shows that 67% persons have finished the secondary school and specialization, followed by persons who have college, university, master, doctoral degree 21,7% and persons with completed primary school or lower education 11,4%.*

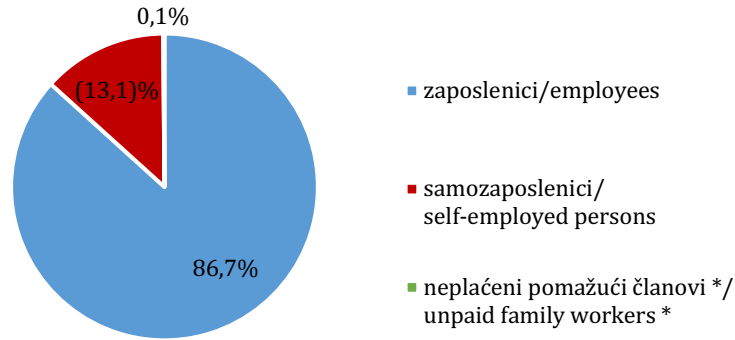
*The highest share in the educational structure of persons outside labour force have persons with completed primary school or lower education 52,4%, followed by persons who finished the secondary school and specialization 42,9% and persons who have college, university, master, doctoral degree 4,7%.*

*The educational structure of persons in employment shows that 66% persons have finished secondary school and specialization, followed by persons who have college, university, master, doctoral degree 24,7% and persons with completed primary school or lower education 9,2%.*

*The educational structure of unemployed persons shows that 70,2% persons have finished the secondary education and specialization, followed by persons with completed the primary school or lower education 18,9% and persons who have college, university, master, doctoral degree 10,9%.*

### Grafikon 5. Zaposlene osobe prema statusu u zaposlenosti, BD BiH (%)

Graph 5. Employed persons by status in employment, BD BiH (%)



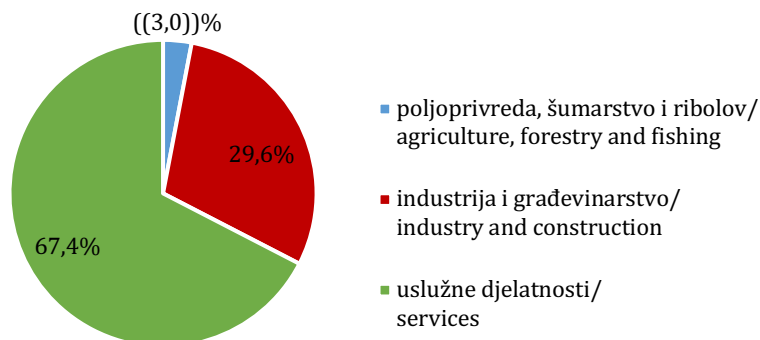
( ) podatak je manje siguran - koeficijent varijacije (CV)  $10\% \leq CV < 20\%$  / the data are less certain if the coefficient of variance (CV)  $10\% \leq CV < 20\%$   
• podatak je ekstremno nesiguran - koeficijent varijacije (CV)  $CV \geq 30\%$  / the data are extremely uncertain if the coefficient of variance (CV)  $CV \geq 30\%$

Struktura zaposlenih osoba prema statusu u zaposlenosti pokazuje da najveće učešće u zaposlenosti imaju zaposlenici 86,7%, 13,1% zaposlenih osoba su samozaposlenici, a 0,1% su neplaćeni pomažući članovi.

The structure of employed persons by status in employment shows that 86,7% of them work as employees, 13,1% are selfemployed and 0,1% are unpaid family workers.

### Grafikon 6. Zaposlene osobe prema grupama područja djelatnosti, BD BiH (%)

Graph 6. Employed persons by groups of sections of economic activities, BD BiH (%)

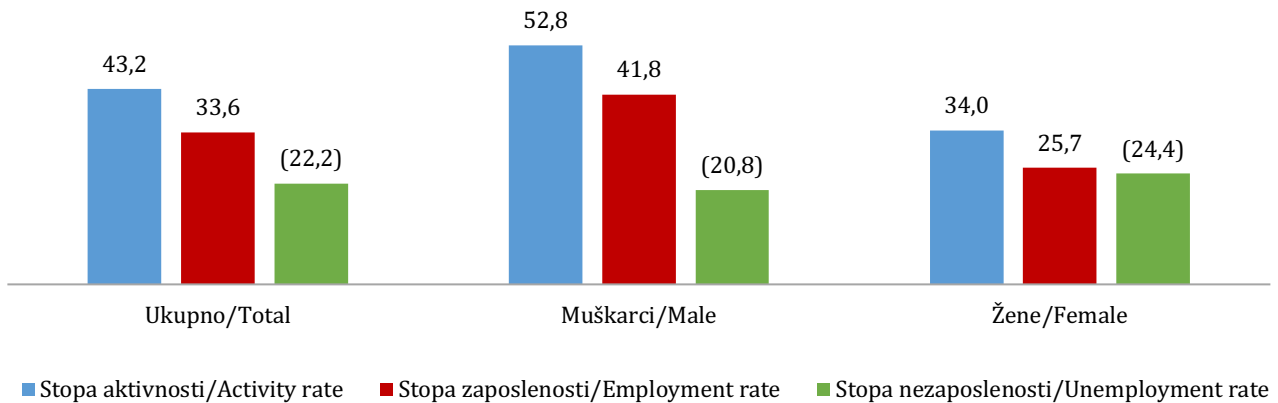


(( )) podatak je nesiguran - koeficijent varijacije (CV)  $20\% \leq CV < 30\%$  / the data are uncertain if the coefficient of variance (CV)  $20\% \leq CV < 30\%$

Struktura zaposlenih osoba prema grupama područja djelatnosti pokazuje da je najveće učešće zaposlenih osoba u uslužnim djelatnostima 67,4%, zatim u industriji i građevinarstvu 29,6% i u poljoprivredi, šumarstvu i ribolovu 3%.

The structure of employed persons by groups of sections of economic activities shows that 67,4% of them work in services, then 29,6% work in industry and construction and 3% work in agriculture, forestry and fishing.

**Grafikon 7. Mjere aktivnosti stanovništva prema spolu, BD BiH (u %)**  
 Graph 7. Measures of population activity by sex, BD BiH (in %)



( ) podatak je manje siguran - koeficijent varijacije (CV)  $10\% \leq CV < 20\%$  / the data are less certain if the coefficient of variance (CV)  $10\% \leq CV < 20\%$

U četvrtom kvartalu 2021. godine stopa aktivnosti je bila 43,2% (52,8% za muškarce i 34% za žene), stopa zaposlenosti 33,6% (41,8% za muškarce i 25,7% za žene) i stopa nezaposlenosti 22,2% (20,8% za muškarce i 24,4% za žene).

In the fourth quarter 2021 activity rate was 43,2% (52,8% for men and 34% for women), employment rate was 33,6% (41,8% for men and 25,7% for women) and unemployment rate was 22,2% (20,8% for men and 24,4% for women).

**Tabela 1. Osnovne karakteristike stanovništva prema aktivnosti i spolu**  
 Table 1. Principal population characteristics by activity and sex

| Brčko distrikt Bosne i Hercegovine<br>Brcko district of Bosnia and Herzegovina            | Ukupno<br>Total | Muški<br>Male | Ženski<br>Female |
|-------------------------------------------------------------------------------------------|-----------------|---------------|------------------|
|                                                                                           | X - XII 2021.   | X - XII 2021. | X - XII 2021.    |
| <b>Radno sposobno stanovništvo 15-89</b><br>Working-age population 15-89                  | 70              | 34            | 36               |
| <b>Radna snaga 15-89</b><br>Labour force 15-89                                            | 30              | 18            | 12               |
| <b>Zaposlene osobe 15-89</b><br>Employed persons 15-89                                    | 23              | 14            | 9                |
| <b>Nezaposlene osobe 15-74</b><br>Unemployed 15-74                                        | (7)             | (4)           | (3)              |
| <b>Osobe izvan radne snage 15-89</b><br>Persons outside labour force 15-89                | 40              | 16            | 24               |
| <b>Osobe 15-64 godina</b><br>Persons 15-64 years                                          | 57              | 29            | 28               |
| <b>Stope / Rates (%)</b>                                                                  |                 |               |                  |
| <b>Stopa aktivnosti 15-89</b><br>Activity rate 15-89                                      | 43,2            | 52,8          | 34,0             |
| <b>Stopa zaposlenosti 15-89</b><br>Employment rate 15-89                                  | 33,6            | 41,8          | 25,7             |
| <b>Stopa nezaposlenosti 15-74</b><br>Unemployment rate 15-74                              | (22,2)          | (20,8)        | (24,4)           |
| <b>Učešće stanovništva 15-64 godina</b><br>Share of population from 15 to 64 years of age | 68,6            | 69,9          | 67,3             |

**Tabela 2. Radno sposobno stanovništvo prema aktivnosti i spolu <sup>1)</sup>**  
*Table 2. Working-age population by activity and sex*

(000)

| Brčko distrikt<br>Bosne i Hercegovine<br><i>Brcko district of<br/>Bosnia and<br/>Herzegovina</i> | Radno sposobno<br>stanovništvo<br><i>Working-age<br/>population</i> | Radna snaga / <i>Labour force</i> |                                            |                                                | Osobe izvan radne<br>snage<br><i>Persons outside the<br/>labour force</i> |
|--------------------------------------------------------------------------------------------------|---------------------------------------------------------------------|-----------------------------------|--------------------------------------------|------------------------------------------------|---------------------------------------------------------------------------|
|                                                                                                  |                                                                     | Ukupno<br><i>Total</i>            | Zaposlene osobe<br><i>Employed persons</i> | Nezaposlene osobe<br><i>Unemployed persons</i> |                                                                           |
|                                                                                                  | X - XII 2021.                                                       | X - XII 2021.                     | X - XII 2021.                              | X - XII 2021.                                  | X - XII 2021.                                                             |
| <b>Ukupno</b><br><i>Total</i>                                                                    |                                                                     |                                   |                                            |                                                |                                                                           |
| Ukupno / <i>Total</i> <sup>2)</sup>                                                              | 70                                                                  | 30                                | 23                                         | (7)                                            | 40                                                                        |
| 15 - 24                                                                                          | 10                                                                  | (3)                               | ((1))                                      | (1)                                            | 7                                                                         |
| 25 - 49                                                                                          | 28                                                                  | 19                                | 15                                         | (4)                                            | (9)                                                                       |
| 50 - 64                                                                                          | 18                                                                  | 8                                 | 7                                          | ((1))                                          | 10                                                                        |
| 65+                                                                                              | 13                                                                  | •                                 | •                                          | –                                              | 13                                                                        |
| 15-64                                                                                            | 57                                                                  | 30                                | 23                                         | (7)                                            | 27                                                                        |
| <b>Muški</b><br><i>Male</i>                                                                      |                                                                     |                                   |                                            |                                                |                                                                           |
| Ukupno / <i>Total</i> <sup>2)</sup>                                                              | 34                                                                  | 18                                | 14                                         | (4)                                            | 16                                                                        |
| 15 - 24                                                                                          | 5                                                                   | (2)                               | ((1))                                      | ((1))                                          | (3)                                                                       |
| 25 - 49                                                                                          | 14                                                                  | 11                                | 9                                          | ((2))                                          | 3                                                                         |
| 50 - 64                                                                                          | 9                                                                   | 5                                 | 4                                          | ((1))                                          | 4                                                                         |
| 65+                                                                                              | 5                                                                   | •                                 | •                                          | –                                              | 5                                                                         |
| 15-64                                                                                            | 29                                                                  | 18                                | 14                                         | (4)                                            | 11                                                                        |
| <b>Ženski</b><br><i>Female</i>                                                                   |                                                                     |                                   |                                            |                                                |                                                                           |
| Ukupno / <i>Total</i> <sup>2)</sup>                                                              | 36                                                                  | 12                                | 9                                          | (3)                                            | 24                                                                        |
| 15 - 24                                                                                          | 5                                                                   | (1)                               | ((1))                                      | •                                              | 4                                                                         |
| 25 - 49                                                                                          | 14                                                                  | 8                                 | 6                                          | (2)                                            | (6)                                                                       |
| 50 - 64                                                                                          | 9                                                                   | (3)                               | (2)                                        | ((0))                                          | 6                                                                         |
| 65+                                                                                              | 7                                                                   | –                                 | –                                          | –                                              | 7                                                                         |
| 15-64                                                                                            | 28                                                                  | 12                                | 9                                          | (3)                                            | 16                                                                        |
| <b>Struktura/Structure %</b>                                                                     |                                                                     |                                   |                                            |                                                |                                                                           |
| <b>Ukupno</b><br><i>Total</i>                                                                    |                                                                     |                                   |                                            |                                                |                                                                           |
| Ukupno / <i>Total</i>                                                                            | 100,0                                                               | 100,0                             | 100,0                                      | 100,0                                          | 100,0                                                                     |
| 15 - 24                                                                                          | 14,5                                                                | (9,0)                             | (5,8)                                      | (20,2)                                         | 18,7                                                                      |
| 25 - 49                                                                                          | 40,8                                                                | 64,7                              | 65,0                                       | 63,7                                           | 22,7                                                                      |
| 50 - 64                                                                                          | 26,2                                                                | 25,8                              | 28,5                                       | (16,1)                                         | 26,5                                                                      |
| 65+                                                                                              | 18,5                                                                | •                                 | •                                          | –                                              | 32,2                                                                      |
| 15-64                                                                                            | 81,5                                                                | 99,5                              | 99,4                                       | 100,0                                          | 67,8                                                                      |
| <b>Muški</b><br><i>Male</i>                                                                      |                                                                     |                                   |                                            |                                                |                                                                           |
| Ukupno / <i>Total</i>                                                                            | 100,0                                                               | 100,0                             | 100,0                                      | 100,0                                          | 100,0                                                                     |
| 15 - 24                                                                                          | 15,3                                                                | (9,9)                             | ((5,5))                                    | (27,0)                                         | 21,3                                                                      |
| 25 - 49                                                                                          | 41,8                                                                | 61,5                              | 63,0                                       | 56,1                                           | (19,7)                                                                    |
| 50 - 64                                                                                          | 27,0                                                                | 27,7                              | 30,5                                       | (16,9)                                         | 26,3                                                                      |
| 65+                                                                                              | 15,9                                                                | •                                 | •                                          | –                                              | 32,7                                                                      |
| 15-64                                                                                            | 84,1                                                                | 99,2                              | 98,9                                       | 100,0                                          | 67,3                                                                      |
| <b>Ženski</b><br><i>Female</i>                                                                   |                                                                     |                                   |                                            |                                                |                                                                           |
| Ukupno / <i>Total</i>                                                                            | 100,0                                                               | 100,0                             | 100,0                                      | 100,0                                          | 100,0                                                                     |
| 15 - 24                                                                                          | 13,7                                                                | (7,6)                             | ((6,3))                                    | ((11,7))                                       | 16,9                                                                      |
| 25 - 49                                                                                          | 39,9                                                                | 69,4                              | 68,2                                       | 73,2                                           | 24,7                                                                      |
| 50 - 64                                                                                          | 25,4                                                                | 23,0                              | (25,5)                                     | ((15,1))                                       | 26,6                                                                      |
| 65+                                                                                              | 21,0                                                                | –                                 | –                                          | –                                              | 31,8                                                                      |
| 15-64                                                                                            | 79,0                                                                | 100,0                             | 100,0                                      | 100,0                                          | 68,2                                                                      |

<sup>1)</sup> ( ) podatak je manje siguran - koeficijent varijacije (CV)  $10\% \leq CV < 20\%$  / *the data are less certain if the coefficient of variance (CV)  $10\% \leq CV < 20\%$*   
 (( )) podatak je nesiguran - koeficijent varijacije (CV)  $20\% \leq CV < 30\%$  / *the data are uncertain if the coefficient of variance (CV)  $20\% \leq CV < 30\%$*   
 • podatak je ekstremno nesiguran - koeficijent varijacije (CV)  $CV \geq 30\%$  / *the data are extremely uncertain if the coefficient of variance (CV)  $CV \geq 30\%$*   
 – nema pojave / *no occurrence*

<sup>2)</sup> ukupno radno sposobno stanovništvo starosti 15-89 godina / *total working age population aged 15-89*  
 ukupno radna snaga starosti 15-89 godina / *total labour force aged 15-89*  
 ukupno zaposleni starosti 15-89 godina / *total employed aged 15-89*  
 ukupno nezaposleni starosti 15-74 godine / *total unemployed aged 15-74*  
 ukupno osobe izvan radne snage starosti 15-89 / *total persons outside the labour force aged 15-89*

**Tabela 3. Mjere aktivnosti stanovništva prema starosnim grupama i spolu <sup>3)</sup>**  
**Table 3. Measures of the population activity by age groups and sex**

(%)

| Brčko distrikt<br>Bosne i Hercegovine<br>Brcko district<br>of Bosnia and Herzegovina | Stopa aktivnosti<br>Activity rate | Stopa zaposlenosti<br>Employment rate | Stopa nezaposlenosti<br>Unemployment rate |
|--------------------------------------------------------------------------------------|-----------------------------------|---------------------------------------|-------------------------------------------|
|                                                                                      | X - XII 2021.                     | X - XII 2021.                         | X - XII 2021.                             |
| <b>Ukupno</b><br>Total                                                               |                                   |                                       |                                           |
| <b>Ukupno / Total <sup>4)</sup></b>                                                  | <b>43,2</b>                       | <b>33,6</b>                           | <b>(22,2)</b>                             |
| 15 - 24                                                                              | (26,8)                            | ((13,4))                              | (50,0)                                    |
| 25 - 49                                                                              | 68,4                              | 53,5                                  | (21,9)                                    |
| 50 - 64                                                                              | 42,5                              | 36,6                                  | (13,9)                                    |
| 65+                                                                                  | •                                 | •                                     | –                                         |
| 15-64                                                                                | 52,7                              | 40,9                                  | (22,3)                                    |
| 20-64                                                                                | 56,5                              | 44,5                                  | (21,2)                                    |
| 25-34                                                                                | 66,3                              | 48,2                                  | (27,3)                                    |
| 15-74                                                                                | 46,0                              | 35,8                                  | (22,2)                                    |
| 65-74                                                                                | •                                 | •                                     | –                                         |
| <b>Muški</b><br>Male                                                                 |                                   |                                       |                                           |
| <b>Ukupno / Total <sup>4)</sup></b>                                                  | <b>52,8</b>                       | <b>41,8</b>                           | <b>(20,8)</b>                             |
| 15 - 24                                                                              | (34,3)                            | ((15,0))                              | (56,4)                                    |
| 25 - 49                                                                              | 77,7                              | 63,0                                  | (18,9)                                    |
| 50 - 64                                                                              | 54,0                              | 47,2                                  | ((12,7))                                  |
| 65+                                                                                  | •                                 | •                                     | –                                         |
| 15-64                                                                                | 62,2                              | 49,2                                  | (20,9)                                    |
| 20-64                                                                                | 66,5                              | 53,7                                  | (19,3)                                    |
| 25-34                                                                                | 76,8                              | 57,5                                  | ((25,1))                                  |
| 15-74                                                                                | 55,5                              | 44,0                                  | (20,8)                                    |
| 65-74                                                                                | •                                 | •                                     | –                                         |
| <b>Ženski</b><br>Female                                                              |                                   |                                       |                                           |
| <b>Ukupno / Total <sup>4)</sup></b>                                                  | <b>34,0</b>                       | <b>25,7</b>                           | <b>(24,4)</b>                             |
| 15 - 24                                                                              | (18,8)                            | ((11,7))                              | ((37,7))                                  |
| 25 - 49                                                                              | 59,1                              | 43,9                                  | (25,7)                                    |
| 50 - 64                                                                              | (30,8)                            | (25,8)                                | ((16,1))                                  |
| 65+                                                                                  | –                                 | –                                     | –                                         |
| 15-64                                                                                | 43,0                              | 32,5                                  | (24,4)                                    |
| 20-64                                                                                | 46,4                              | 35,3                                  | (23,9)                                    |
| 25-34                                                                                | (55,6)                            | (38,7)                                | (30,4)                                    |
| 15-74                                                                                | 36,8                              | 27,8                                  | (24,4)                                    |
| 65-74                                                                                | –                                 | –                                     | –                                         |

**Tabela 4. Radno sposobno stanovništvo prema aktivnosti i kvartalima**  
**Table 4. Working-age population by activity and quarters**

| Brčko distrikt Bosne i Hercegovine<br>Brcko district of Bosnia and Herzegovina | VII - IX 2021.<br>(000) | X - XII 2021.<br>(000) | X - XII 2021.<br>VII - IX 2021. |
|--------------------------------------------------------------------------------|-------------------------|------------------------|---------------------------------|
| <b>Radna snaga 15-89</b><br>Labour force 15-89                                 | 31                      | 30                     | 96,8                            |
| <b>Zaposlene osobe 15-89</b><br>Employed persons 15-89                         | 24                      | 23                     | 98,3                            |
| <b>Nezaposlene osobe 15-74</b><br>Unemployed 15-74                             | (7)                     | (7)                    | 91,9                            |
| <b>Osobe izvan radne snage 15-89</b><br>Persons outside labour force 15-89     | 39                      | 40                     | 102,6                           |

<sup>3)</sup> ( ) podatak je manje siguran - koeficijent varijacije (CV) 10% ≤ CV < 20% / the data are less certain if the coefficient of variance (CV) 10% ≤ CV < 20%

(( )) podatak je nesiguran - koeficijent varijacije (CV) 20% ≤ CV < 30% / the data are uncertain if the coefficient of variance (CV) 20% ≤ CV < 30%

• podatak je ekstremno nesiguran - koeficijent varijacije (CV) CV ≥ 30% / the data are extremely uncertain if the coefficient of variance (CV) CV ≥ 30%

– nema pojave / no occurrence

<sup>4)</sup> ukupna stopa aktivnosti izračunata je kao omjer aktivnog stanovništva starosti 15-89 godina i radno sposobnog stanovništva starosti 15-89 godina / total activity rate was calculated as the ratio of the active population aged 15-89 years to the total number of the working age population aged 15-89 years

ukupna stopa zaposlenosti izračunata je kao omjer zaposlenih starosti 15-89 godina i ukupnog radno sposobnog stanovništva starosti 15-89 godina / total employment rate was calculated as the ratio of the employed aged 15-89 years to the total number of the working age population aged 15-89 years

ukupna stopa nezaposlenosti izračunata je kao omjer nezaposlenih starosti 15-74 godine i ukupnog aktivnog stanovništva starosti 15-74 godine / total unemployment rate was calculated as the ratio of the unemployed aged 15-74 years to the total number of active population aged 15-74 years

## METODOLOŠKA OBJAŠNENJA

### Metodologija Ankete o radnoj snazi

Od 2021. godine Agencija za statistiku Bosne i Hercegovine, Federalni zavod za statistiku i Republički zavod za statistiku Republike Srpske počeli su sa primjenom nove, redizajnirane metodologije Ankete o radnoj snazi. Redizajn ankete urađen je na osnovu i u skladu s novom Regulativom Evropskog parlamenta i Vijeća, koja je stupila na snagu 01. januara 2021. godine.

Novi evropski propisi zahtijevaju od zemalja EU da primjenjuju nove redizajnirane koncepte i metode u Anketi o radnoj snazi 2021. godine. Statističke institucije u Bosni i Hercegovini kao članice evropskog statističkog sistema, paralelno sa ostalim evropskim zemljama, prilagođavaju se promjenama u evropskom zakonodavstvu.

Cilj revizije metodologije je poboljšati sadržaj Ankete kako bi se omogućilo preciznije praćenje trendova na tržištu rada, s obzirom na stalne promjene u njegovoj dinamici i strukturi. Uvođenje novog standardiziranog upitnika osigurava poboljšanje ukupnog kvaliteta i međunarodne uporedivosti. Metodološke promjene mogu imati uticaj na ključne indikatore Ankete o radnoj snazi, poput stopa zaposlenosti, nezaposlenosti i neaktivnosti. Uvođenjem nove, redizajnirane metodologije Ankete o radnoj snazi od januara 2021. godine prekinuta je serija podataka objavljenih u prethodnoj godini.

### Pravna osnova

Anketa o radnoj snazi se provodi na osnovu Zakona o statistici Bosne i Hercegovine (Službeni glasnik BiH br. 26/04 i 42/04), Zakona o statistici Federacije Bosne i Hercegovine (Službene novine FBiH br.63/03 i 9/09) i Zakona o statistici Republike Srpske (Službeni glasnik RS 85/03).

Anketa o radnoj snazi se provodi u skladu sa standardima i preporukama Međunarodne organizacije rada (International Labour Organisation - ILO), kao i sa regulativama Evropskog statističkog ureda (EUROSTAT): Regulativa (EU) 2019/1700 Evropskog parlamenta i Vijeća od 10. oktobra 2019. godine (Integrated European Social Statistics Framework Regulation - IESS FR) i Provedbena regulativa Komisije (EU) 2019/2240 od 16. decembra 2019. godine (Implementing Regulation (EU) 2019/2240 for the labour force domain), kada je riječ o metodologiji, organizaciji, proceduri uzorkovanja, dizajnu upitnika i definicijama zaposlenosti i nezaposlenosti.

Usklađenost metodologija, definicija i klasifikacija sa međunarodnim standardima omogućava da se veliki broj podataka dobijenih iz Ankete o radnoj snazi može upoređivati sa ekvivalentnim podacima iz drugih zemalja, naročito evropskih.

## METHODOLOGICAL EXPLANATIONS

### Labour Force Survey methodology

*From January 2021, the Agency for Statistics of Bosnia and Herzegovina, the Federal Institute of Statistics and the Republic Institute of Statistics of the Republika Srpska began to apply the new, redesigned methodology of the Labour Force Survey. The redesign of the survey took place on the basis of and in accordance with the new Regulation of the European Parliament and the Council, which entered into force on 1th January 2021. New European regulations require EU countries to apply new redesigned concepts and methods in the 2021 Labour Force Survey. Statistical institutions in Bosnia and Herzegovina, as members of the European statistical system, in parallel with other European countries, are adapting to changes in European legislation.*

*The aim of the revision of the methodology is to improve the content of the Survey in order to enable more accurate monitoring of trends in the labour market, given the constant changes in its dynamics and structure. The introduction of a new standardized questionnaire ensures an improvement in overall quality and international comparability. Methodological changes may have an impact on key Labour Force Survey indicators, such as employment, unemployment and inactivity rates. With the introduction of the new, redesigned methodology of the Labour Force Survey from January 2021, the series of data published in the previous year was interrupted.*

### Legal basis

*The Labour Force Survey is conducted on the basis of the Law on Statistics of Bosnia and Herzegovina (Official Gazette of BiH No. 26/04 and 42/04), the Law on Statistics of the Federation of Bosnia and Herzegovina (Official Gazette of FBiH No. 63/03 and 9/09) and the Law on Statistics of the Republika Srpska (Official Gazette of RS 85/03).*

*The Labour Force Survey is conducted in accordance with the standards and recommendations of the International Labour Organization (ILO), as well as with the regulations of the European Statistical Office (EUROSTAT): Regulation (EU) 2019/1700 of the European Parliament and of the Council of 10 October 2019 (Integrated European Social Statistics Framework Regulation - IESS FR) and Commission Implementing Regulation (EU) 2019/2240 of 16 December 2019 (Implementing Regulation (EU) 2019/2240 for the labour force domain), when it comes to methodology, organization, sampling procedure, questionnaire design and definitions of employment and unemployment.*

*The compliance of methodologies, definitions and classifications with international standards allows a large number of data obtained from the Labour Force Survey to be compared with equivalent data from other countries, especially European ones.*



## **Cilj Ankete o radnoj snazi**

Na osnovu podataka prikupljenih Anketom o radnoj snazi, vrši se praćenje, mjerenje i ocjenjivanje ekonomskih i društvenih kretanja u Bosni i Hercegovini.

Glavni cilj Ankete o radnoj snazi je dobijanje podataka o tri osnovna, međusobno isključiva kontingenta stanovništva: zaposlenih, nezaposlenih i osoba izvan radnje snage. Kada je riječ o zaposlenima, Anketa o radnoj snazi registruje njihov profesionalni status (samozaposlenici, zaposlenici i pomažući članovi), oblik svojine u kojoj rade, prava koja ostvaruju na poslu, zanimanje i djelatnost, broj radnih sati itd. U slučaju nezaposlenih osoba, Anketa o radnoj snazi ispituje metode traženja posla, dužinu traženja posla, prethodno radno iskustvo itd. Osim navedenih kategorija, istražuju se i demografske, socioekonomske, obrazovne i druge karakteristike stanovništva.

## **Referentni period (period posmatranja)**

Anketa o radnoj snazi se od januara 2020. godine provodi kao kontinuirano istraživanje. Svaka sedmica u toku godine je referentna sedmica, nakon koje slijedi sedmica anketiranja. Referentna sedmica obuhvata cijelu kalendarsku sedmicu (od ponedjeljka do nedjelje). Status radne snage se određuje u odnosu na referentnu sedmicu, pa se ta sedmica naziva i posmatranom.

Za svako domaćinstvo u uzorku određena je sedmica posmatranja. Budući da se jedno domaćinstvo u uzorku pojavljuje četiri puta, razmak između dva uzastopna pojavljivanja u uzorku, tj. anketiranja ne može biti manji od tri mjeseca.

Period posmatranja za prvi kvartal 2021. godine sastoji se od 13 referentnih sedmica i traje u periodu od 04. januara 2021. godine do 04. aprila 2021. godine.

Period posmatranja za drugi kvartal 2021. godine sastoji se od 13 referentnih sedmica i traje u periodu od 05. aprila 2021. godine do 04. jula 2021. godine.

Period posmatranja za treći kvartal 2021. godine sastoji se od 13 referentnih sedmica i traje u periodu od 05. jula 2021. godine do 03. oktobra 2021. godine.

Period posmatranja za četvrti kvartal 2021. godine sastoji se od 13 referentnih sedmica i traje u periodu od 04. oktobra 2021. godine do 02. januara 2022. godine.

## **Definicije**

Pri izradi metodologije Ankete o radnoj snazi korištene su definicije i preporuke objavljene u regulativama Eurostata: Regulativa (EU) 2019/1700 Evropskog parlamenta i Vijeća od 10. oktobra 2019. godine (Integrated European Social Statistics Framework Regulation - IESS FR) i Provedbena regulativa Komisije (EU) 2019/2240 od 16. decembra 2019. godine (Implementing Regulation (EU) 2019/2240 for the labour force domain).

## **The aim of the Labour Force Survey**

*Based on the data collected by the Labour Force Survey, economic, social trends in Bosnia and Herzegovina are monitored, measured and evaluated.*

*The main goal of the Labour Force Survey is to obtain data on three basic, mutually exclusive contingents of the population: employed, unemployed and persons outside the labour force. When it comes to employees, the Labour Force Survey registers their professional status (self-employed, employees and unpaid auxiliary members), the form of ownership in which they work, their employment rights, occupation and activity, number of working hours, etc. In the case of unemployed persons, The Labour Force Survey examines job search methods, length of job search, previous work experience, etc. In addition to the above categories, demographic, socioeconomic, educational and other characteristics of the population are also investigated.*

## **Reference period (observation period)**

*The Labour Force Survey has been conducted since January 2020 as a continuous survey. Each week during the year is a reference week, followed by a survey week. The reference week covers the entire calendar week (Monday to Sunday). The status of the labour force is determined in relation to the reference week, so that week is also called the observed one.*

*A week of observation was determined for each household in the sample. Since one household appears in the sample four times, the interval between two consecutive appearances in the sample cannot be less than three months.*

*The observation period for the first quarter of 2021 consists of 13 reference weeks and lasts from January 4, 2021 to April 4, 2021.*

*The observation period for the second quarter of 2021 consists of 13 reference weeks and lasts from April 5, 2021 to July 4, 2021.*

*The observation period for the third quarter of 2021 consists of 13 reference weeks and lasts from July 5, 2021 to October 3, 2021.*

*The observation period for the fourth quarter of 2021 consists of 13 reference weeks and lasts from October 4, 2021 to January 2, 2022.*

## **Definitions**

*The methodology of the Labour Force Survey used definitions and recommendations published in Eurostat regulations: Regulation (EU) 2019/1700 of the European Parliament and of the Council of 10 October 2019 (Integrated European Social Statistics Framework Regulation - IESS FR) and Commission Implementing Regulation (EU) 2019/2240 of 16 December 2019 (Implementing Regulation (EU) 2019/2240 for the labour force domain).*

**Jedinica posmatranja** u Anketi je domaćinstvo koje živi u stambenoj jedinici izabranoj u uzorak, a **jedinica anketiranja** je član slučajno izabranog domaćinstva.

Osnovni sociodemografski podaci prikupljeni su o svim osobama u izabranom domaćinstvu, dok se o radnoj aktivnosti prikupljaju podaci samo za osobe starosti 15-89 godina.

**Ciljna populacija** u Anketi o radnoj snazi su:

- osobe koje žive ili namjeravaju živjeti u anketiranom privatnom domaćinstvu na teritoriji Bosne i Hercegovine godinu dana ili duže;
- osobe koje su članovi anketiranog privatnog domaćinstva, koje žive u inostranstvu, ali namjeravaju da se vrate i da žive u anketiranom domaćinstvu na teritoriji Bosne i Hercegovine godinu dana i duže.

**Radno sposobno stanovništvo** obuhvata sve osobe starosti od 15 do 89 godina i podjeljeno je u dvije kategorije: aktivno stanovništvo ili radnu snagu (zaposlene i nezaposlene osobe) i osobe izvan radne snage.

**Radnu snagu ili aktivno stanovništvo** čine sve zaposlene osobe starosti od 15 do 89 godina i nezaposlene osobe starosti od 15 do 74 godine.

**Osobe izvan radne snage** su osobe starosti od 15 do 89 godina koje nisu svrstane u zaposleno ili nezaposleno stanovništvo, odnosno sve osobe koje u referentnoj sedmici nisu obavljale nijedan plaćeni posao, nisu aktivno tražile posao ili nisu bile u mogućnosti da počnu da rade u roku od dvije sedmice nakon isteka referentne sedmice.

**Zaposlene osobe** se definiraju kao osobe starosti od 15 do 89 godina (u navršenim godinama na kraju referentne sedmice) koje su tokom referentne sedmice pripadale jednoj od sljedećih kategorija:

- (a) osobe koje su tokom referentne sedmice radile najmanje jedan sat za plaću ili dobit, uključujući pomažuće članove domaćinstva;
- (b) osobe s poslom ili poslovanjem koje tokom referentne sedmice privremeno nisu radile, ali su povezane sa svojim poslom, pri čemu su sljedeće grupe povezane s poslom:
  - osobe koje ne rade zbog godišnjeg odmora ili praznika, odredbi o radnom vremenu, bolovanja, porodijskog odsustva,
  - osobe koje učestvuju u obuci/osposobljavanju u vezi sa poslom,
  - osobe na roditeljskom odsustvu koje primaju i/ili imaju pravo na dohodak ili naknadu povezanu s poslom ili čije bi roditeljsko odsustvo trebalo trajati tri mjeseca ili kraće,
  - sezonski radnici izvan sezone koji su nastavili redovno obavljati zadaće i dužnosti u vezi sa poslom ili poslovanjem, isključujući ispunjavanje pravnih ili administrativnih obaveza,
  - osobe koje privremeno ne rade iz drugih razloga ako je očekivano trajanje odsutnosti tri mjeseca ili kraće, te
- (c) osobe koje proizvode poljoprivredne proizvode većinom namijenjene prodaji ili razmjeni.

**The observation unit** in the Labour Force Survey is a household living in a housing unit selected in the sample, and the **survey unit** is a member of a randomly selected household.

Basic sociodemographic data were collected on all persons in the selected household, while data on work activity were collected only for persons aged 15-89.

**The target population** in the Labour Force Survey is:

- persons who live or intend to live in the surveyed private household on the territory of Bosnia and Herzegovina for a year or longer;
- persons who are members of the surveyed private household, who live abroad, but intend to return and live in the surveyed household on the territory of Bosnia and Herzegovina for a year and longer.

**The working age population** includes all persons aged 15-89 and is divided into two categories: active population or labour force (employed and unemployed persons) and persons outside the labour force.

**The labour force or active population** consists of all employed persons aged 15-89 and unemployed persons aged 15-74.

**Persons outside the labour force** are persons aged 15 to 89 who are not classified as employed or unemployed, ie all persons who did not perform any paid work in the reference week, did not actively look for a job or were not able to start working within two weeks after the end of the reference week.

**Employed persons** comprise persons aged 15 to 89 (in completed years at the end of the reference week) who, during the reference week, were in one of the following categories:

- (a) persons who during the reference week worked for at least 1 hour for pay or profit, including contributing family workers;
- (b) persons with a job or business who were temporarily not at work during the reference week but had an attachment to their job, where the following groups have a job attachment:
  - persons not at work due to holidays, working time arrangements, sick leave, maternity or paternity leave,
  - persons in job-related training,
  - persons on parental leave, either receiving and/or being entitled to job-related income or benefits, or whose parental leave is expected to be 3 months or less,
  - seasonal workers during the off-season, where they continue to regularly perform tasks and duties for the job or business, excluding fulfilment of legal or administrative obligations,
  - persons temporarily not at work for other reasons where the expected duration of the absence is 3 months or less, and
- (c) persons that produce agricultural goods whose main part is intended for sale or barter.

Osobe koje sudjeluju u proizvodnji za vlastite potrebe, volonteri, neplaćeni pripravnici i pojedinci koji sudjeluju u drugim oblicima rada, nisu uključeni u zaposlenost po osnovu tih aktivnosti.

U Anketi o radnoj snazi se ne uzima u obzir formalni status osobe koja se anketira, već se radni status te osobe određuje na osnovu stvarne aktivnosti obavljane u referentnoj sedmici.

Prema Klasifikaciji profesionalnog statusa zaposlenih, oni se dijele na samozaposlene osobe, zaposlenike i pomažuće članove u porodičnom poslu.

**Samozaposlene osobe** su osobe koje rade samostalno u vlastitom preduzeću, ustanovi, privatnoj radnji ili na poljoprivrednom imanju, kao i osobe koje obavljaju samostalnu profesionalnu djelatnost ili neki drugi posao za svoj račun. Samozaposlene osobe same određuju uslove svoga rada (kao i rada svojih zaposlenih) i snose rizik za svoj posao.

Samozaposlene osobe sa zaposlenima definirane su kao osobe koje rade u vlastitom preduzeću, ustanovi, privatnoj radnji ili na poljoprivrednom imanju radi ostvarivanja dobiti od proizvedene robe ili usluge i koje zapošljavaju najmanje još jednu osobu.

Samozaposlene osobe bez zaposlenih definirane su kao osobe koje rade u vlastitom preduzeću, ustanovi, privatnoj radnji ili na poljoprivrednom imanju radi ostvarivanja dobiti od proizvedene robe ili usluga i koje ne zapošljavaju nijednu drugu osobu.

Samozaposlene osobe koje rade u vlastitom preduzeću, ustanovi, privatnoj radnji ili na poljoprivrednom imanju smatra se zaposlenima ako su tokom referentne sedmice:

- radile u vlastitom preduzeću, ustanovi, privatnoj radnji ili na poljoprivrednom imanju u svrhu ostvarivanja profita čak i ako preduzeće ne ostvaruje profit;
- provele vrijeme u vlastitom preduzeću, ustanovi, privatnoj radnji ili na poljoprivrednom imanju, čak i ako nije izvršena prodaja, nisu pružene profesionalne usluge ili se ništa nije proizvodilo;
- prisustvovala kongresu ili seminaru;
- bile u procesu osnivanja preduzeća, privatne radnje, ustanove ili poljoprivrednog imanja, preduzimajući inicijativu kupovine ili instaliranja opreme, iznajmljivanja poslovnog prostora u pripremi za započinjanje novog posla.

**Zaposlenici** su osobe koje rade za poslodavca u bilo kojem obliku svojine (javni ili privatni), bez obzira na to da li imaju formalni ugovor o zaposlenju ili rade na osnovu usmenog dogovora. Članovi domaćinstva koji pomažu u obavljanju porodičnog posla i koji su plaćeni za svoj rad smatraju se zaposlenicima.

**Pomažuća članovi domaćinstva (neplaćeni)** su osobe koje pomažu drugom članu domaćinstva u vođenju porodičnog posla ili poljoprivrednog imanja, a da pri tome nisu plaćene za taj rad. Ove osobe smatraju se zaposlenima bez obzira što nisu plaćene za svoj rad, jer od svoga rada imaju koristi u vidu određenih beneficija (smještaj, hrana i sl.).

*Persons in own-use production work, voluntary workers, unpaid trainees and individuals involved in other forms of work are not included in employment on the basis of those activities.*

*The Labour Force Survey does not take into account the formal status of the person being interviewed, but the employment status of that person is determined on the basis of the actual activity performed in the reference week.*

*According to the International Classification of Status in Employment, they are divided into self-employed persons, employees and contributing family workers.*

**Self-employed persons** are persons who work independently in their own company, institution, private shop or on an agricultural farm, as well as persons who perform independent professional activity or some other job for their own account. Self-employed persons determine the conditions of their work (as well as the work of their employees) and bear the risk for their work.

Self-employed persons with employees are defined as persons who work in their own enterprise, institution, private shop or on an agricultural farm for the purpose of making a profit from the goods or services produced and who employ at least one other person.

Self-employed persons without employees are defined as persons who work in their own enterprise, institution, private shop or on an agricultural farm for the purpose of making a profit from the goods or services produced and who do not employ any other person.

Self-employed persons working in their own enterprise, institution, private shop or on an agricultural farm will be considered employed if during the reference week:

- worked in their own company, institution, private shop or on an agricultural farm for the purpose of making a profit, even if the company does not make a profit;
- spent time in their own company, institution, private shop or farm, even if no sales were made, no professional services were provided or nothing was produced;
- attended a congress or seminar;
- were in the process of establishing a company, private shop, institution or agricultural farm, taking the initiative to purchase or install equipment, rent business premises in preparation for starting a new business.

**Employees** are persons who work for an employer in any form of ownership (public or private), regardless of whether they have a formal employment contract or work on the basis of an oral agreement. Household members who help with family work and who are paid for their work are considered employees.

**Contributing family workers (unpaid)** are persons who assist another household member in running a family business or farm without being paid for the work. These persons are considered employed regardless of the fact that they are not paid for their work, because they benefit from their work in the form of certain benefits (accommodation, food, etc.).

**Nezaposlene osobe** se definiraju kao osobe starosti od 15 do 74 godine:

- koje u toku referentne sedmice nisu bile zaposlene, tj nisu obavljale nijedan plaćeni posao;
- koje su trenutno raspoložive za plaćeni rad, odnosno bile su raspoložive za plaćeni rad u roku od dvije sedmice nakon referentne sedmice kao zaposlenici ili samozaposlenici;
- koje aktivno traže posao, odnosno preduzele su aktivnosti traženja posla tokom četiri sedmice koje su prethodile referentnoj sedmici ili su pronašle posao na kojem će početi raditi najkasnije u roku od tri mjeseca nakon referentne sedmice.

Aktivno traženje posla uključuje aktivnosti praćenja oglasa za posao, objavljivanje oglasa ili javljanje na oglase, objava ili ažuriranje CV-a (biografije) na internetu, kontaktiranje poslodavca direktno, raspitivanje o poslu kod prijatelja, rodbine ili poznanika, stupanje u kontakt sa Zavodom za zapošljavanje, stupanje u kontakt sa privatnom agencijom za zapošljavanje, učestvovanje u testiranju, razgovoru ili ispitivanju kao dio postupka zapošljavanja i pripreme za osnivanje preduzeća.

Samo osoba koja je u prethodne četiri sedmice preduzimala jedan od aktivnih koraka s ciljem pronalazjenja posla može se smatrati nezaposlenom osobom.

**Djelatnost** se odnosi na proizvodnju ili usluge koje se obavljaju/pružaju u lokalnoj jedinici poslovnog subjekta u kojem je anketirana osoba zaposlena.

Djelatnosti se šifriraju prema Klasifikaciji djelatnosti Europske unije (NACE Rev.2).

Rezultati Ankete o radnoj snazi prikazani u Saopćenju odnose se na glavne grupe područja djelatnosti:

- Poljoprivredne djelatnosti (A);
- Nepoljoprivredne djelatnosti (B, C, D, E, F);
- Uslužne djelatnosti (G,H,I,J,K,L,M,N,O,P,Q,R,S,T,U).

**Stopa aktivnosti** je udio aktivnog stanovništva (radne snage) u ukupnom radno sposobnom stanovništvu.

**Stopa neaktivnosti** je udio osoba izvan radne snage (neaktivnog stanovništva) u ukupnom radno sposobnom stanovništvu.

**Stopa zaposlenosti** je udio zaposlenih osoba u ukupnom radno sposobnom stanovništvu.

**Stopa nezaposlenosti** je udio nezaposlenih osoba u ukupnom aktivnom stanovništvu.

### Prikupljanje podataka

Od januara 2021. godine statističke institucije u Bosni i Hercegovini primjenjuju novu, redizajniranu metodologiju Ankete o radnoj snazi. Uvođenjem nove, redizajnirane metodologije o radnoj snazi izmjenjen je metodološki instrumentarij za prikupljanje podataka.

**Unemployed persons** comprise persons aged 15 to 74 who were:

- during the reference week not employed;

- currently available for work, i.e. were available for paid employment or self-employment before the end of the 2 weeks following the reference week and

- actively seeking work, i.e. had either carried out activities in the four-week period ending with the reference week to seek paid employment or self-employment or found a job to start within a period of at most 3 months from the end of the reference week.

Active job search includes activities such as studying job advertisements, placing or answering job advertisements, placing or updating CVs online, contacting employers directly, asking friends, relatives or acquaintances, contacting a public employment service, contacting a private employment agency, taking a test, interview or examination as part of a recruitment process and making preparations to set up a business.

Only a person who has taken one of the active steps in the previous four weeks with the aim of finding a job can be considered an unemployed person.

**The economic activity** refers to the production or services that are performed / provided in the local unit of the business entity in which the surveyed person is employed.

The activities are coded according to the EU Classification of Economic Activities (NACE Rev.2). The results of the Labour Force Survey presented in the Release refer to the main activity groups:

- Agricultural activities (A);
- Non-agricultural activities (B, C, D, E, F);
- Service activities (G, H, I, J, K, L, M, N, O, P, Q, R, S, T, U).

**The activity rate** is the share of the active population (labour force) in the total working age population.

**The inactivity rate** is the share of persons outside the labour force (inactive population) in the total working age population.

**The employment rate** is the share of employed persons in the total working age population.

**Unemployment rate** is the share of unemployed persons in the total active population.

### Data collection

From January 2021, statistical institutions in Bosnia and Herzegovina switched to a new, redesigned methodology of the Labour Force Survey. With the introduction of a new, redesigned methodology on action, the methodological tools for data collection have been changed.

Periodika provođenja Ankete o radnoj snazi je ostala ista. Anketa se provodi kontinuirano, tokom cijele godine, sa kvartalnom objavom rezultata, a prikupljanje podataka se vrši putem CAPI metode (Computer-assisted personal interviewing) i CATI metode (Computer-assisted telephone interviewing).

Zbog prelaska na novu, redizajniranu metodologiju Ankete o radnoj snazi u 2021. godini došlo je do prekida serije podataka. Rezultati Ankete o radnoj snazi 2021 nisu uporedivi sa rezultatima kontinuirane Ankete o radnoj snazi 2020 i rezultatima godišnjih anketa o radnoj snazi provedenih u periodu od 2006. do 2019. godine.

## **Uzorak**

Anketa o radnoj snazi se provodi na slučajnom uzorku privatnih domaćinstava. Od 2006. do 2019. godine uzorak za Anketu bio je posebno definisan za svaku godinu, tj. nije bilo ponovljenog anketiranja, odnosno panelnog dijela uzorka. Od 2020. godine uvedena je panelna komponenta u uzorak te se domaćinstva anketiraju u dva uzastopna kvartala, izostavljaju iz uzorka naredna dva kvartala te ponovo anketiraju u još dva uzastopna kvartala (rotaciona shema 2-(2)-2). Na ovaj način se omogućava vremensko praćenje i posmatranje promjena stanja na tržištu rada i to u tromjesečnoj i godišnjoj dinamici.

Kao okvir za izbor uzorka koristi se Glavni okvir uzorka koji je stratifikovan prema entitetima/distriktu i tipu naseljenog mjesta (gradsko i ostalo).

Dizajn uzorka je dvoetafni stratifikovani. Uzorak je podijeljen na 4 nezavisno odabrana poduzorka, rotacijske grupe ili panela. Primarne jedinice uzorkovanja (PSU) u Glavnom okviru su teritorijalne jedinice sastavljene od jednog ili nekoliko susjednih popisnih krugova. Za njihov izbor primijenjena je metoda uzorka sa vjerovatnoćom proporcionalnoj veličini (PPS), pri čemu je kao mjera veličine PSU korišten broj stambenih jedinica (nastanjenih i nenastanjenih) iz baze Popisa stanovništva, domaćinstava i stanova 2013. Sekundarne jedinice izbora uzorka (SSU) – stambene jedinice nastanjene privatnim domaćinstvima, iz pomenutog okvira birane su metodom slučajnog uzorka.

## **Procedura ponderisanja**

Procedura ponderisanja provodi se radi izračuna procjena za cijelu populaciju. Time se kompenzira uticaj dizajna i veličine uzorka, te uticaj neodgovora domaćinstava na Anketi. U prvoj fazi ponderisanja izračunati su ponderi izbora jedinica u uzorak iz obje etape uzorkovanja (PSU i SSU). U drugoj fazi se vrši korekcija pondera zbog neodgovora jedinica iz uzorka. U finalnoj fazi, ponderi se kalibriraju na procjene stanovništva po petogodišnjim starosnim grupama i spolu.

*The periodicity of the Labour Force Survey remained the same. The survey is conducted continuously, throughout the year, with quarterly publication of results, and data collection is done through the CAPI method (Computer-assisted personal interviewing) and CATI method (Computer-assisted telephone interviewing).*

*Due to the transition to the new, redesigned methodology of the Labour Force Survey in 2021, the data series was interrupted. The results of the Labour Force Survey 2021 are not comparable with the results of the continuous Labour Force Survey 2020 and with the results of annual Labour Force Surveys conducted in the period from 2006 to 2019.*

## **Sample**

*The labour force survey is conducted on a random sample of private households. From 2006 to 2019, the sample for the Survey was defined separately for each year, ie. there was no repeated survey or panel part of the sample. Since 2020, a panel component has been introduced in the sample and households are surveyed in two consecutive quarters, excluded from the sample for the next two quarters, and re-surveyed in two more consecutive quarters (rotation scheme 2-(2)-2). In this way, it is possible to monitor and observe changes in the situation on the labour market in quarterly and annual dynamics.*

*The Master sample frame, which is stratified by entities/district and type of settlement (urban and other), is used as the sampling frame.*

*The sample design is two-stage stratified. The sample was divided into 4 independently selected subsamples, rotating groups or panels. Primary sampling units (PSUs) in the Main sample frame are territorial units composed of one or more adjacent census districts. The sample method with probability proportional size (PPS) was used for their selection, whereby the number of housing units (inhabited and uninhabited) from the 2013 Census of Population, Households and Dwellings database was used as a measure of PSU size. Secondary sample selection units (SSUs) - units inhabited by private households were selected from the mentioned sample frame by the method of random sampling.*

## **The weighting procedure**

*The weighting procedure is performed to calculate estimates for the entire population. This compensates for the impact of sample design and size, and the impact of household non-response to the Survey. In the first weighting phase, the weights of unit selection to the sample from both sampling stages (PSU and SSU) were calculated. In the second phase, the weight correction is performed due to non-response of the units from the sample. In the final phase, the weights are calibrated to population estimates by five-year age groups and gender.*

## Klasifikacije

Prilikom šifriranja i obrade podataka dobijenih Anketom o radnoj snazi korištene su sljedeće klasifikacije:

- Klasifikacija djelatnosti KD BiH 2010, koja sadržajno i strukturno u potpunosti odgovara EU statističkoj klasifikaciji djelatnosti NACE Rev. 2, uporedivoj sa Klasifikacijom djelatnosti Ujedinjenih naroda (ISIC Rev.4),
- Klasifikacija zanimanja KZ BiH 2008, koja sadržajno i strukturno u potpunosti odgovara Međunarodnoj standardnoj klasifikaciji zanimanja (ISCO - 08),
- Međunarodna standardna klasifikacija obrazovanja (ISCED - 2011),
- Klasifikacija polja obrazovanja (ISCED-F 2013), koja dopunjava Međunarodnu standardnu klasifikaciju obrazovanja (ISCED - 2011),
- Međunarodna klasifikacija statusa u zaposlenosti (ISCE - 93).

## Znakovi

- ( ) podatak je manje siguran - koeficijent varijacije (CV)  $10\% \leq CV < 20$
- (( )) podatak je nesiguran - koeficijent varijacije (CV)  $20\% \leq CV < 30\%$ 
  - podatak je ekstremno nesiguran - koeficijent varijacije (CV)  $CV \geq 30\%$
  - nema pojave

## Classifications

The following classifications were used in the encoding and processing of data obtained by the Labour Force Survey:

- Classification of Economic Activities KD BiH 2010 that is, in its content and structure, comparable to the EU Classification of Economic Activities NACE Rev.2 and to the United Nations Classification of Activities (ISIC Rev.4);
- Classification of Occupation KZ BiH 2008 that is, in its content and structure, comparable to the International Classification of Occupations (ISCO-08);
- International Standard Classification of Education (ISCED 2011);
- Classification of the Field of Education (ISCED-F 2013), which complements the International Standard Classification of Education (ISCED - 2011);
- International Classification of Status in Employment (ISCE - 93).

## Symbols

- ( ) the data are less certain if the coefficient of variance (CV)  $10\% \leq CV < 20\%$
- (( )) the data are uncertain if the coefficient of variance (CV)  $20\% \leq CV < 30\%$ 
  - the data are extremely uncertain if the coefficient of variance (CV)  $CV \geq 30\%$
  - no occurrence

**Publikuje Agencija za statistiku Bosne i Hercegovine, 71000 Sarajevo, Zelenih beretki 26**  
*Published by the Agency for Statistics of the Bosnia and Herzegovina, 71000 Sarajevo, Zelenih beretki 26*

**Telefon/Phone: +387 (33) 911 911 | Telefaks/Telefax: +387 (33) 220 622**  
**Elektronska pošta/E-mail: [bhas@bhas.gov.ba](mailto:bhas@bhas.gov.ba) | Internetska stranica/Web site: [www.bhas.gov.ba](http://www.bhas.gov.ba)**

**Odgovorne osobe/Responsible persons:**

**Radoslav Ćorović, Pomoćnik direktorice za demografiju i socijalne statistike**  
*Radoslav Ćorović, Assistant Director of Demography and Social Statistics*

**Vesna Ćužić, direktorica**  
*Vesna Ćužić, Director*

**Saopćenje priredili: Radoslav Ćorović, Vladimir Mijović, Selma Husković i Ivana Simić**  
*Prepared by: Radoslav Ćorović, Vladimir Mijović, Selma Husković and Ivana Simić*



 **Razmislite o očuvanju okoliša prije štampanja dokumenta.**  
Please consider the environment before printing this document.