



# FIRST RELEASE



You are required to specify a data source when allowed in your product or application.

YEAR XIII

SARAJEVO, 28/04/2023

NUMBER 4

## TRANSPORT

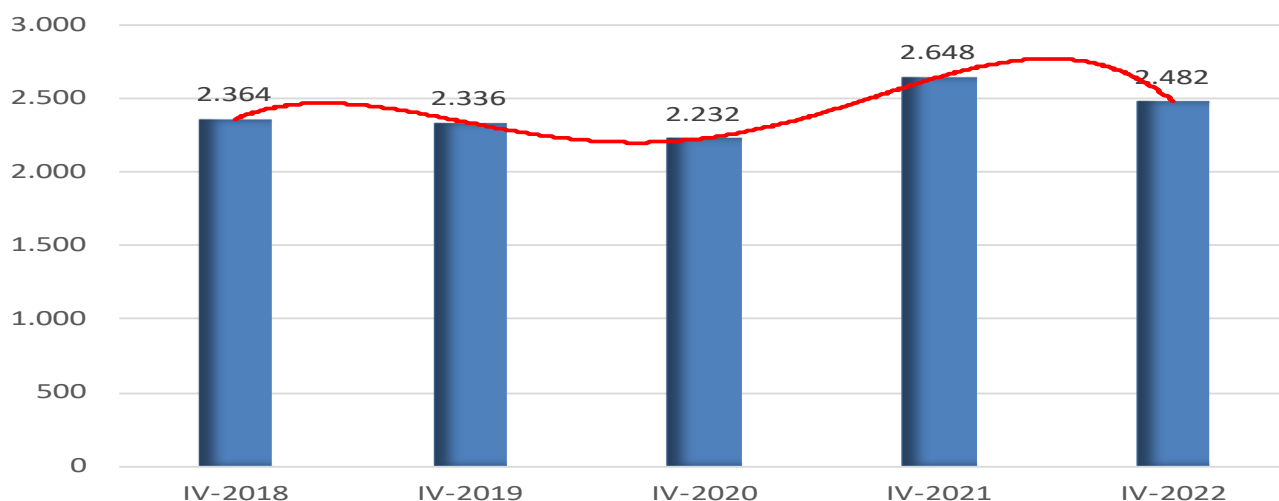
### Road transport 4<sup>th</sup> quarter 2022

In the road transport of goods in the fourth quarter of 2022, the number of kilometres covered by vehicles is lower by 1.7%, compared to the fourth quarter of the previous year. The volume of transported goods are lower by 6.3%, while achieved tonne -kilometres are decreased by 0,5%.

In the road transport of passengers the vehicle kilometres that are covered shows an increase by 18.8%, while the number of transported passengers are higher by 25.0% compared to the fourth quarter of the previous year. Achieved passenger kilometres are increased by 94.1% compared to the same quarter of the previous year.

In the fourth quarter of 2022 the number of total kilometres covered in urban-suburban transport are increased by 3.0% compared to the same quarter of the previous year, while the number of passengers transported was lower by 13.5%.

Graph 1: Goods transported in road transport, 000t



**Table 1: Transport of goods**

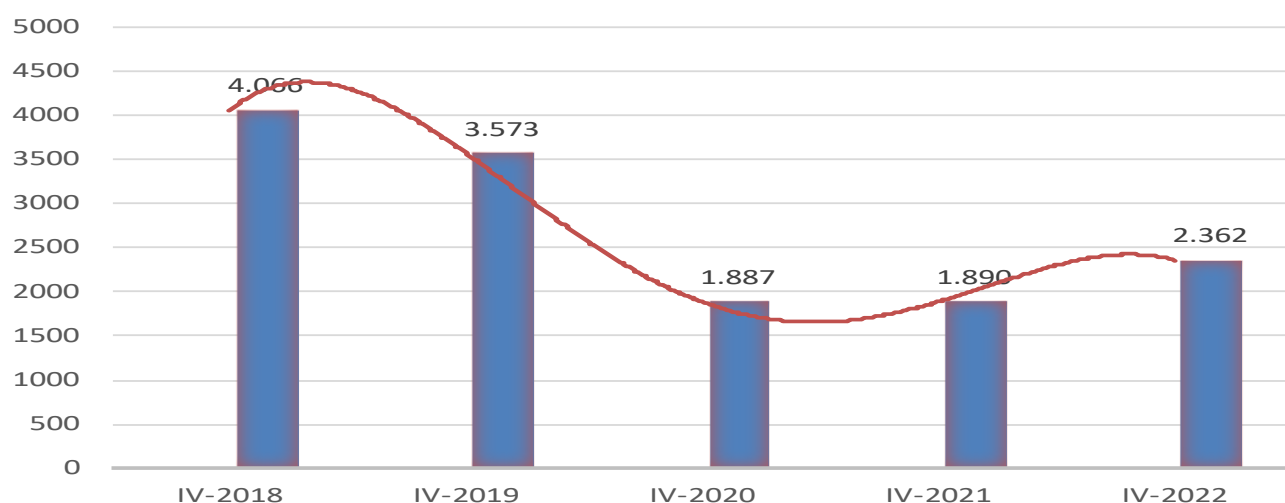
| Volume of transport by transport indicators | IV quarter 2021 | I - IV quarter 2021 | III quarter 2022 | IV quarter 2022 | I - IV quarter 2022 |
|---|-----------------|---------------------|------------------|-----------------|---------------------|
| Vehicle-kilometres covered,000              | 156692          | 603940              | 157320           | 154033          | 621756              |
| Tonnes of goods transported, 000t           | 2648            | 9419                | 2598             | 2482            | 10033               |
| Tonne-kilometres, 000                       | 1151964         | 4405048             | 1162794          | 1145914         | 4574657             |

| Indices by transport indicators | <u>IV 2022</u><br>III 2022 | <u>IV 2022</u><br>IV 2021 | <u>I - IV 2022</u><br>I - IV 2021 |
|---------------------------------|----------------------------|---------------------------|-----------------------------------|
| Vehicle-kilometres covered      | 97,9                       | 98,3                      | 102,9                             |
| Tonnes of goods transported     | 95,5                       | 93,7                      | 106,5                             |
| Tonne- kilometres               | 98,5                       | 99,5                      | 103,9                             |

**Table 2: Transport of passengers**

| Volume of transport by transport indicators | IV quarter 2021 | I - IV quarter 2021 | III quarter 2022 | IV quarter 2022 | I - IV quarter 2022 |
|---|-----------------|---------------------|------------------|-----------------|---------------------|
| Vehicle-kilometres covered,000              | 14931           | 55269               | 18626            | 17743           | 69975               |
| Transported passengers, 000                 | 1890            | 6894                | 2354             | 2362            | 9170                |
| Passenger- kilometres,000                   | 173241          | 614323              | 372452           | 336325          | 1306032             |

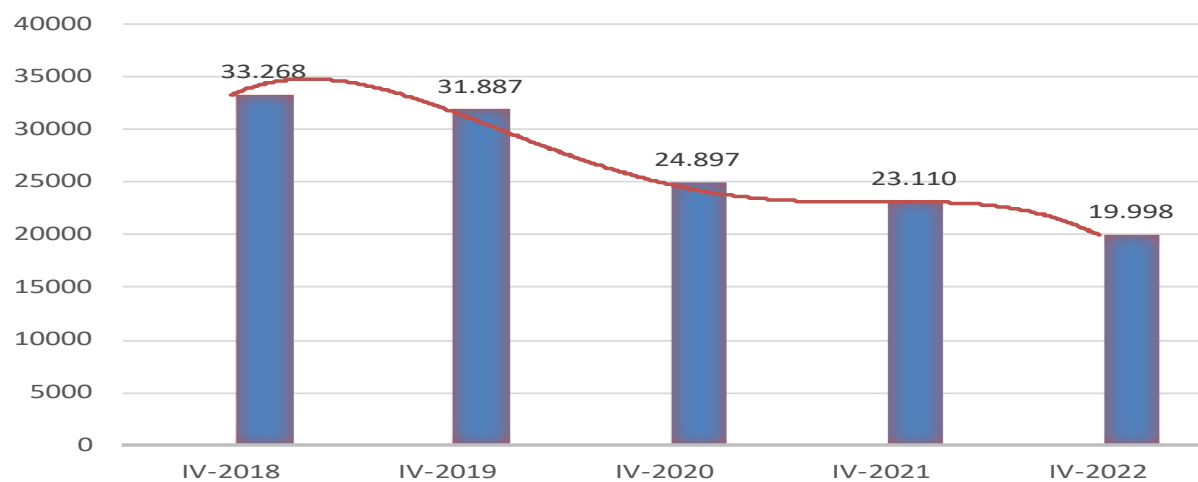
| Indices by transport indicators | <u>IV 2022</u><br>III 2022 | <u>IV 2022</u><br>IV 2021 | <u>I - IV 2022</u><br>I - IV 2021 |
|---------------------------------|----------------------------|---------------------------|-----------------------------------|
| Vehicle-kilometres covered      | 95,3                       | 118,8                     | 126,6                             |
| Transported passengers          | 100,3                      | 125,0                     | 133,0                             |
| Passenger- kilometres           | 90,3                       | 194,1                     | 212,6                             |

**Graph 2: Number of passengers carried in road transport, 000**

**Table 3: Urban-suburban transport**

| Volume of transport by transport indicators | IV quarter 2021 | I - IV quarter 2021 | III quarter 2022 | IV quarter 2022 | I - IV quarter 2022 |
|---|-----------------|---------------------|------------------|-----------------|---------------------|
| Vehicle-kilometres covered,000              | 15035           | 58505               | 14684            | 15486           | 59618               |
| Transported passengers, 000                 | 23110           | 90809               | 18477            | 19998           | 81675               |

| Indices by transport indicators | <u>IV 2022</u><br>III 2022 | <u>IV 2022</u><br>IV 2021 | <u>I - IV 2022</u><br>I - IV 2021 |
|---------------------------------|----------------------------|---------------------------|-----------------------------------|
| Vehicle-kilometres covered      | 105,5                      | 103,0                     | 101,9                             |
| Transported passengers          | 108,2                      | 86,5                      | 89,9                              |

**Graph 3: Number of passengers carried in urban-suburban transport, 000**

Data on road transport were obtained by processing monthly and quarterly statistical data from surveys conducted by the Statistical Offices at the level of entities. The reporting units for these surveys are enterprises and other business subjects engaged in domestic and international transport of passengers and goods.

## DEFINITIONS

Considered as transport is movement of passengers or cargo from one place (loading place) to another place (unloading place) and representing the operation of transport enterprises.

Domestic transport implies transport of passenger between places of loading and unloading within the borders of the country.

International transport implies transport of passengers between the place of loading in our country and the place of unloading abroad, or the other way round.

Transport of passengers include transported passengers into domestic and international transport.

Passenger kilometre is a unit of measure which refers to transport of one passenger at the distance of one kilometre.

Goods are any goods transported by road transport means.

Goods transport is given in tons and ton kilometres, and it is the sum of all kilometres realized in domestic and international transport.

Tonne kilometre is a unit of measure which refers to transport of one tone of goods at the distance of one kilometre.

Urban transport of passengers refers to the work of economic entities engaged in transport of passengers in urban and suburban settlements. Data on urban/suburban transport is represented by the indicators of kilometres covered and passenger transported.

## STATISTICAL SIGNS

- No occurrence of event
- ... Data not available
- \* Corrected data

## ABBREVIATIONS USED

|     |                     |
|-----|---------------------|
| km  | kilometer           |
| pkm | passenger kilometer |
| t   | tonne               |
| tkm | tonne- kilometre    |

**Published by the Agency for Statistics of the Bosnia and Herzegovina, 71000 Sarajevo, Zelenih beretki 26**

**Phone: +387 (33) 911 911 | Telefax: +387 (33) 220 622**

**E-mail: [bhas@bhas.gov.ba](mailto:bhas@bhas.gov.ba) | Web site: [www.bhas.gov.ba](http://www.bhas.gov.ba)**

**Responsible persons:**

**Alen Bajramović, Head of Department for Services Statistics**

**Vesna Ćužić, Director**

**Prepared by: Emina Mehanović**



Please consider the environment before printing this document.