



Users are kindly requested to mention the data source

YEAR XVIII

SARAJEVO, 09.05. 2024.

NUMBER 2

TOURISM STATISTICS

Cumulative data

January – March 2024

In the period January – March 2024, tourists made 285,986 visits, which is 2.5% more, and 637,403 overnight stays, which is 0.8% more compared to the same period in 2023.

The number of overnight stays by domestic tourists increased by 1.8%, while the number of overnight stays by foreign tourists decreased by 0.2% compared to the same period in 2023. In the total number of overnight stays, the participation of domestic tourists is 35.1%, while the participation of foreign tourists is 64.9%.

In the structure of overnight stays by foreign tourists, the most overnight stays were achieved by tourists from Croatia (30.7%), Serbia (19.1%), Slovenia (8.3%), Turkey (5.8%), Montenegro (4.2%) and Germany (3.1%), which is a total of 76.9%. Tourists from other countries accounted for 28.8% of overnight stays.

According to the type of accommodation facility, the largest number of overnight stays was realized within the Hotels and similar accommodation sector with a share of 95.1%.

Graph 1: Tourist nights, January - March 2023 and 2024

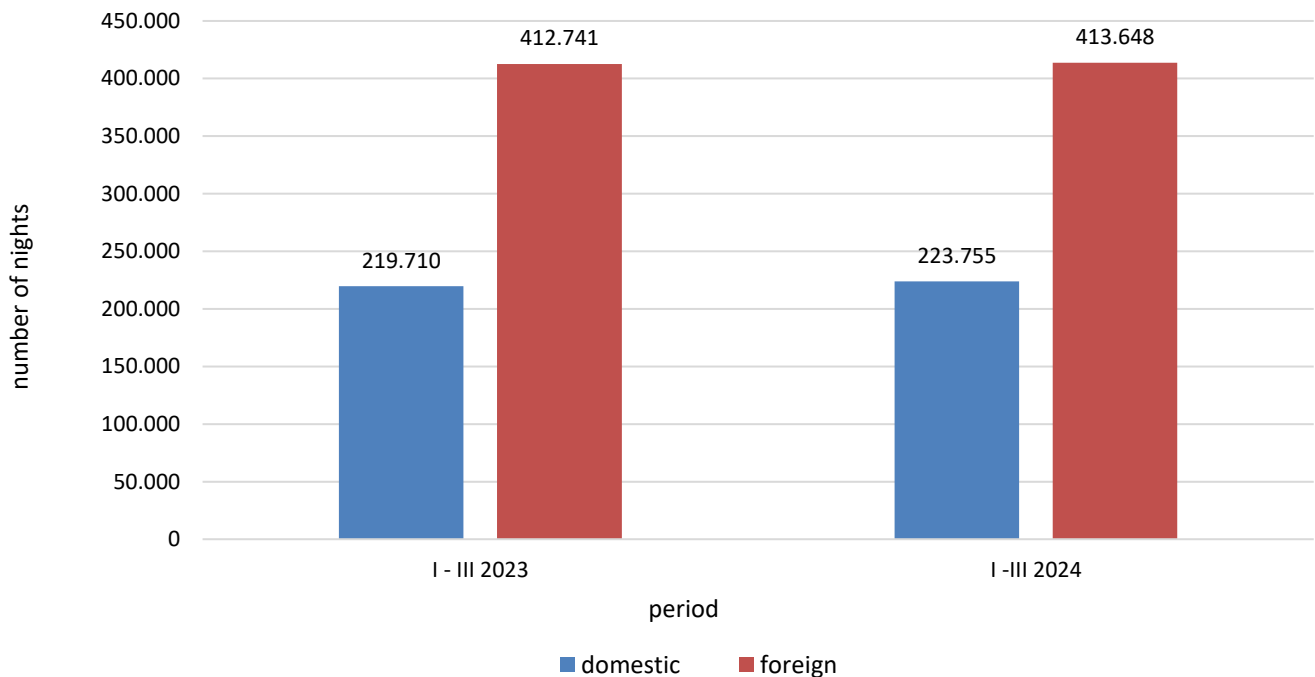
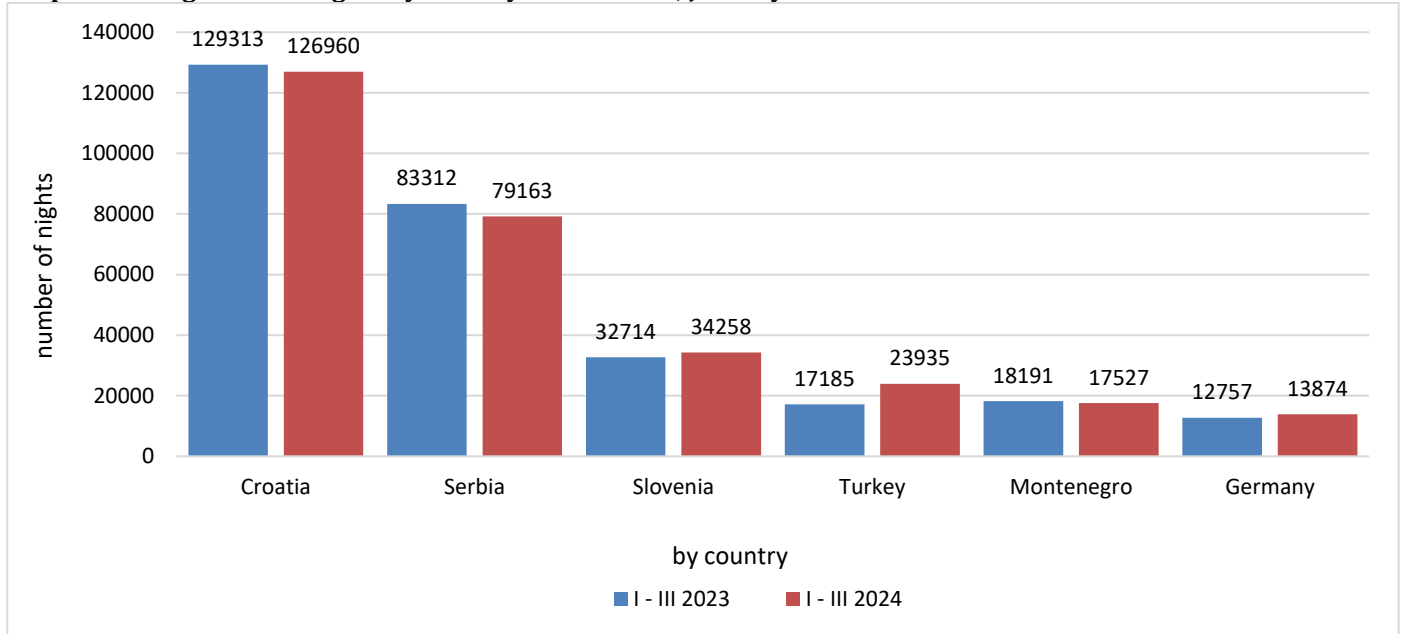


Table 1: Tourist arrivals and nights

	ARRIVALS			NIGHTS			I - III 2024	
	I -III 2023*	I -III 2024	Indices <u>I - III 2024</u> I - III 2023	I -III 2023*	I -III 2024	Indices <u>I - III 2024</u> I - III 2023	Structure of nights %	Average number of nights by arrivals
Total	278.960	285.986	102,5	632.451	637.403	100,8	100,0	2,2
Domestic	111.115	113.142	101,8	219.710	223.755	101,8	35,1	2,0
Foreign	167.845	172.844	103,0	412.741	413.648	100,2	64,9	2,4

*final data

Graph 2: Foreign tourist nights by country of residence, January - March 2023 and 2024



In terms of the length of stay of foreign tourists in our country, New Zealand is in first place with 8.2 nights each, Iran 5.1 nights, Luxembourg 4.9 nights, Australia 3.9 nights, Romania 3.8 nights, South Africa and Greece with 3.7 nights each.

Graph 3: Structure of tourists nights according to the KD BiH¹⁾, January - March 2023 and 2024

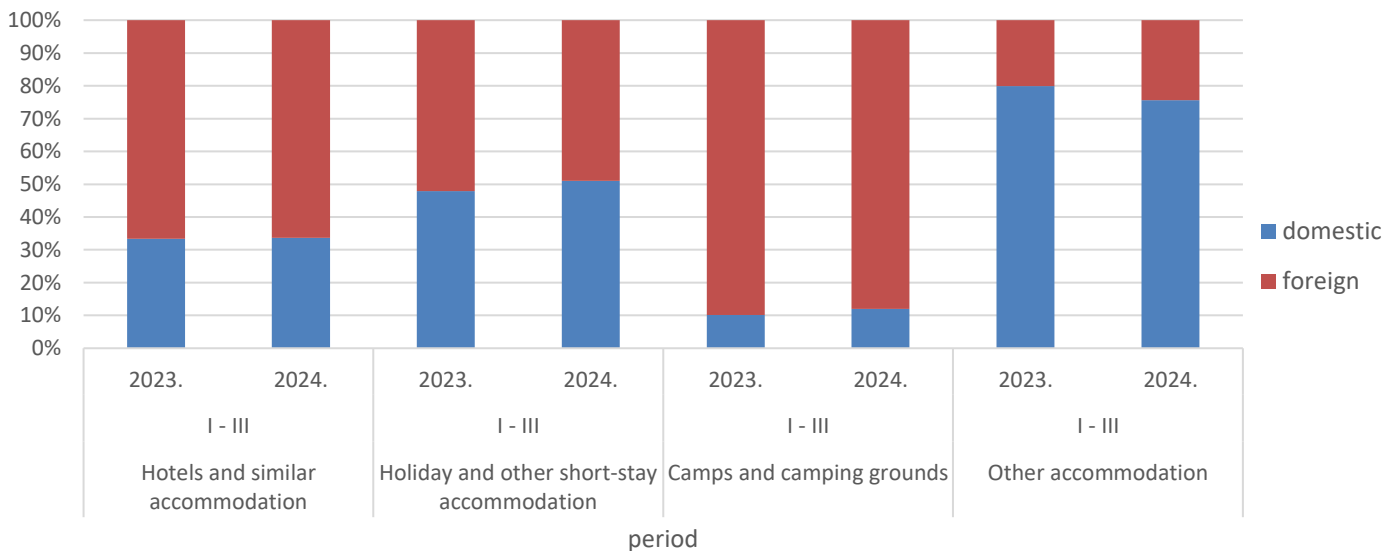


Table 2: Tourist arrivals and overnight stays according to the KD BiH¹⁾

	ARRIVALS			NIGHTS			I- III 2024
	I -III 2023*	I - III 2024	Indices <u>I - III 2024</u> I - III 2023	I-III 2023*	I - III 2024	Indices <u>I - III 2024</u> I - III 2023	Structure of nights %
TOTAL	278.960	285.986	102,5	632.451	637.403	100,8	100,0
Hotels and similar accommodation	270.497	278.112	102,8	602.385	606.129	100,6	95,1
Holiday and other short-stay accommodation	6.367	5.755	90,4	13.850	14.311	103,3	2,2
Camps and camping grounds	449	384	85,5	817	491	60,1	0,1
Other accommodation	1.647	1.735	105,3	15.399	16.472	107,0	2,6
DOMESTIC TOURIST	111.115	113.142	101,8	219.710	223.755	101,8	35,1
Hotels and similar accommodation	106.261	108.635	102,2	200.690	203.939	101,6	32,0
Holiday and other short-stay accommodation	3.532	3.159	89,4	6.633	7.298	110,0	1,1
Camps and camping grounds	67	50	74,6	83	59	71,1	0,0
Other accommodation	1.255	1.298	103,4	12.304	12.459	101,3	2,0
FOREIGN TOURIST	167.845	172.844	103,0	412.741	413.648	100,2	64,9
Hotels and similar accommodation	164.236	169.477	103,2	401.695	402.190	100,1	63,1
Holiday and other short-stay accommodation	2.835	2.596	91,6	7.217	7.013	97,2	1,1
Camps and camping grounds	382	334	87,4	734	432	58,9	0,1
Other accommodation	392	437	111,5	3.095	4.013	129,7	0,6

1)The Classification of Economic Activities of BiH 2010

*final data

Table 3: Foreign tourist arrivals and nights, by country of residence

	ARRIVALS			NIGHTS			I - III 2024	
	I -III 2023*	I -III 2024	Indices <u>I - III 2024</u> I - III 2023	I -III 2023*	I -III 2024	Indices <u>I - III 2024</u> I - III 2023	Structure of nights %	Average number of nights by arrivals
TOTAL	167.845	172.844	103,0	412.741	413.648	100,2	100,0	2,4
Albania	691	581	84,1	1.797	1.619	90,1	0,4	2,8
Austria	4.562	4.765	104,4	9.834	9.898	100,7	2,4	2,1
Belgium	471	423	89,8	1.093	1.249	114,3	0,3	3,0
Bulgaria	729	1.008	138,3	1.690	1.953	115,6	0,5	1,9
Montenegro	7.780	7.512	96,6	18.191	17.527	96,3	4,2	2,3
Czech Republic	646	658	101,9	1.632	1.392	85,3	0,3	2,1
Denmark	423	374	88,4	1.196	1.204	100,7	0,3	3,2
Estonia	57	65	114,0	198	177	89,4	0,0	2,7
Finland	174	196	112,6	375	546	145,6	0,1	2,8
France	1.385	1.065	76,9	3.220	2.485	77,2	0,6	2,3
Greece	450	365	81,1	774	1.161	150,0	0,3	3,2
Netherlands	1.555	1.143	73,5	3.565	2.761	77,4	0,7	2,4
Croatia	49.494	49.018	99,0	129.313	126.960	98,2	30,7	2,6
Ireland	270	315	116,7	629	954	151,7	0,2	3,0
Iceland	60	18	30,0	138	49	35,5	0,0	2,7
Italy	3.836	4.283	111,7	8.460	9.713	114,8	2,3	2,3
Cyprus	77	50	64,9	208	155	74,5	0,0	3,1
Latvia	65	60	92,3	201	216	107,5	0,1	3,6
Lithuania	83	70	84,3	168	203	120,8	0,0	2,9
Luxembourg	137	127	92,7	355	477	134,4	0,1	3,8
Hungary	1.330	1.776	133,5	3.580	3.299	92,2	0,8	1,9
Malta	37	40	108,1	113	190	168,1	0,0	4,8
Norway	572	417	72,9	1.117	939	84,1	0,2	2,3
Germany	6.092	5.560	91,3	13.874	12.757	91,9	3,1	2,3
Poland	746	1.283	172,0	1.726	2.899	168,0	0,7	2,3
Portugal	166	169	101,8	454	377	83,0	0,1	2,2
Romania	593	891	150,3	1.343	3.355	249,8	0,8	3,8
Russian Federation	2.705	1.886	69,7	4.810	4.076	84,7	1,0	2,2
North Macedonia	2.203	2.221	100,8	5.751	4.799	83,4	1,2	2,2
Slovakia	446	665	149,1	901	1.441	159,9	0,3	2,2
Slovenia	12.063	13.125	108,8	32.714	34.258	104,7	8,3	2,6

(continued on next page)

(next)

	ARRIVALS			NIGHTS			I - III 2024	
	I -III 2023*	I -III 2024	Indices <u>I - III 2024</u> I - III 2023	I -III 2023*	I -III 2024	Indices <u>I - III 2024</u> I - III 2023	Structure of nights %	Average number of nights by arrivals
Serbia	32.791	33.752	102,9	83.312	79.163	95,0	19,1	2,3
Spain	551	606	110,0	1.476	1.125	76,2	0,3	1,9
Switzerland (including Liechtenstein)	1.736	1.641	94,5	3.690	3.705	100,4	0,9	2,3
Sweden	1.280	986	77,0	3.051	2.563	84,0	0,6	2,6
Turkey	8.840	12.161	137,6	17.185	23.935	139,3	5,8	2,0
United Kingdom	2.582	2.732	105,8	8.337	8.805	105,6	2,1	3,2
Ukraine	444	611	137,6	778	1.379	177,2	0,3	2,3
Other European countries	591	468	79,2	1.555	1.279	82,3	0,3	2,7
Egypt	164	118	72,0	470	374	79,6	0,1	3,2
South Africa	52	76	146,2	125	272	217,6	0,1	3,6
Other African countries	300	292	97,3	867	1.279	147,5	0,3	4,4
Canada	370	424	114,6	1.160	1.172	101,0	0,3	2,8
USA	3.491	3.281	94,0	8.822	8.801	99,8	2,1	2,7
Other Northern American countries	77	81	105,2	179	248	138,5	0,1	3,1
Brazil	230	227	98,7	508	499	98,2	0,1	2,2
Other Southern and Central American countries	417	410	98,3	895	1.293	144,5	0,3	3,2
Bahrain	227	50	22,0	662	149	22,5	0,0	3,0
India	404	209	51,7	857	562	65,6	0,1	2,7
Iran	112	84	75,0	289	375	129,8	0,1	4,5
Israel	225	108	48,0	458	231	50,4	0,1	2,1
Japan	195	360	184,6	433	601	138,8	0,1	1,7
Republic of Korea	460	435	94,6	515	863	167,6	0,2	2,0
Qatar	204	117	57,4	522	391	74,9	0,1	3,3
China	1.975	6.534	330,8	4.131	9.492	229,8	2,3	1,5
Kuwait	546	518	94,9	2.026	1.665	82,2	0,4	3,2
Malaysia	1.953	1.478	75,7	2.595	1.788	68,9	0,4	1,2
Oman	1.397	267	19,1	2.926	778	26,6	0,2	2,9
Saudi Arabia	622	785	126,2	1.780	2.291	128,7	0,6	2,9
United Arab Emirates	2.923	1.040	35,6	8.103	3.228	39,8	0,8	3,1
Other Asian countries	2.213	2.317	104,7	4.235	4.257	100,5	1,0	1,8
Australia	471	406	86,2	1.142	1.602	140,3	0,4	3,9
New Zealand	30	39	130,0	82	259	315,9	0,1	6,6
Other countries of Oceania	74	102	137,8	155	135	87,1	0,0	1,3

*final data

METHODOLOGY

The purpose of the statistical survey

The purpose of the statistical survey is to monitor the tourist activity realised in commercial accommodation establishments and to provide internationally comparable BiH's tourism statistics in accordance with current EU Regulations for tourism statistics.

Observation units

Observation units are all business entities /legal units that are, by their main activity, registered in accommodation activity (division 55, KD BiH 2010), persons as well as households that rent accommodation establishments to tourists. For the purpose of the survey, the Classification of Activities in Bosnia and Herzegovina - KD BiH 2010 was used, and it is fully compliant with the European Classification of Economic Activities - NACE Rev. 2.

Coverage

Reporting units are all business entities (enterprises, craftsmen, cooperatives, institutions, associations, etc.) and their constituent units that are registered according to KD BiH 2010 under section: 55.1 (hotels and similar accommodation), 55.2 (holiday and other short - stay accommodation), 55.3 (camps and camping grounds), 55.9 (other uncategoryed accommodation), health care institutions in which persons themselves bear the fee for medical rehabilitation or their stay: business entities that deal with the mediation of accommodation of guests in: households, houses, camps, apartments, and rooms that are directly rented by private persons/households. The survey covers the entire territory of Bosnia and Herzegovina.

Source and methods of data collection

Data on tourist turnover (number of tourist arrivals and tourist nights) is collected from the regular monthly report (TU-11 form). Reports are usually made on the basis of reception records in guest books for entities and their parts engaged in organising and arranging tourists.

Definitions

Tourism means the activity of visitors taking a trip to a main destination outside their usual environment for less than a year for leisure, business, or other personal purposes other than to be employed by a resident entity in the place visited.

A tourist is every person who, outside his place of permanent residence, spends one night in a hotel or some other accommodation facility for reasons of rest, recreation, health, study, sport, religion, family, business, public tasks, or meeting

A residence is a place where a person comes with the intention of staying permanently.

A domestic tourist is a person with permanent residence in the BiH who spends at least one night in a hotel or other accommodation establishment outside their place of residence.

A foreign tourist is every person with permanent residence outside in BiH who temporarily resides in BiH and who spends at least one night in a hotel or other accommodation establishment.

Symbols

- no occurrence

0,0 value not zero but less than 0,05

Published by the Agency for Statistics of the Bosnia and Herzegovina, 71000 Sarajevo, Zelenih beretki 26

Phone: +387 (33) 911 911 | Telefax: +387 (33) 220 622

E-mail: bhas@bhas.gov.ba | Web site: www.bhas.gov.ba

Responsible persons:

Velimir Jukić, Assistant Director of Business Statistics

Vesna Čužić, Director

Prepared by: Azra Bander Demirović and Mirza Agić



Please consider the environment before printing this document.