

BOSNA I HERCEGOVINA  
AGENCIJA ZA STATISTIKU  
BOSNE I HERCEGOVINE



ISSN 1840-1058  
BOSNIA AND HERZEGOVINA  
AGENCY FOR STATISTICS OF  
BOSNIA AND HERZEGOVINA

**INVESTICIJE  
U 2005**

*GROSS FIXED CAPITAL FORMATION  
IN 2005*

Sarajevo, prosinac/December  
2006

TEMATSKI BILTEN  
THEMATIC BULLETIN

TB  
04

**Izdaje i štampa:** **Agencija za statistiku Bosne i Hercegovine, Bosna i Hercegovina, Sarajevo, Zelenih beretki 26**

*Published and printed by:* *Agency for Statistics of Bosnia and Herzegovina, Bosnia and Herzegovina, Sarajevo, Zelenih beretki 26*

**Odgovara:** **Zdenko Milinović, ravnatelj**  
*Responsible:* *Zdenko Milinović, director*

**Podatke pripremile:** **Dijana Mlikota, Ševala Abaz, Aida Kesten**  
*Data prepared by:* *Dijana Mlikota, Ševala Abaz, Aida Kesten*

**Izrada tabela i grafikona:** **Dijana Mlikota, Aida Kesten**  
*Graphs and tables prepared by:* *Dijana Mlikota, Aida Kesten*

**Tehnički urednik:** **Aziz Vreto**  
*Design and pre-press:* *Aziz Vreto*

**Molimo korisnike Biltena da prilikom uporabe podataka obvezatno navedu izvor**

*Users are kindly requested to mention data source*

## SADRŽAJ / CONTENTS

<b>PREDGOVOR</b>		<b>7</b>
<i>FOREWORD</i>		9
<b>KRATICE I ZNAKOVI</b>		<b>8</b>
<i>ABBREVIATIONS AND SYMBOLS</i>		10
<b>METODOLOŠKA OBJAŠNJENJA</b>		<b>11</b>
<i>NOTES ON METHODOLOGY</i>		15
<b>RAZINA OBRADBE BOSNA I HERCEGOVINA</b>	<b>1)</b>	<b>19</b>
<i>DATA PROCESSING - LEVEL BOSNIA AND HERZEGOVINA</i>	<i>1)</i>	19
<b>Usporedne tabele</b>		<b>21</b>
<i>Comparative tables</i>		21
<b>Grafikoni</b>		<b>23</b>
<i>Graphs</i>		23
<b>1. Isplate za investicije u stalna sredstva po osnovnim izvorima financiranja, prema djelatnosti investitora (EU NACE Rev.1.1) u 2005. godini</b>		<b>24</b>
<i>Payments for gross fixed capital formation, by main forms of investment, by activity of investor (EU NACE Rev.1.1) in 2005</i>		24
<b>2. Vremenska razgraničenja između isplata za investicije i ostvarenih investicija 31.12.2005.godine</b>		<b>25</b>
<i>Time distinction between payment for gross fixed capital formation and realized gross fixed capital formation, by activity of investor (EU NACE Rev.1.1) on 31/12/2005</i>		25
<b>3.1 Tehnička struktura ostvarenih investicija u stalna sredstva, prema djelatnosti investitora (EU NACE Rev.1.1) u 2005. godini</b>		<b>26</b>
<i>Technical structure of gross fixed capital formation in fixed assets by activity of investor (EU NACE Rev.1.1) in 2005</i>		26
<b>3.2 Tehnička struktura ostvarenih investicija u <u>nova</u> stalna sredstva, prema djelatnosti investitora (EU NACE Rev.1.1) u 2005. godini</b>		<b>27</b>
<i>Technical structure of gross fixed capital formation in <u>new</u> fixed assets by activity of investor (EU NACE Rev.1.1) in 2005</i>		27
<b>3.5 Detaljna tehnička struktura ostvarenih investicija u stalna sredstva, prema djelatnosti investitora (EU NACE Rev.1.1) u 2005. godini</b>		<b>28</b>
<i>Detailed technical structure of gross fixed capital formation in fixed assets by activity of investor (EU NACE Rev.1.1) in 2005</i>		28
<b>3.6 Detaljna tehnička struktura ostvarenih investicija u <u>nova</u> stalna sredstva, prema djelatnosti investitora (EU NACE Rev.1.1) u 2005. godini</b>		<b>32</b>
<i>Detailed technical structure of gross fixed capital formation in <u>new</u> fixed assets by activity of investor (EU NACE Rev.1.1) in 2005</i>		32
<b>1) Tabele 3.3 i 3.4 su obradne ali ne i publikacione tabele</b>		
<i>1) Tables 3.3 and 3.4 are processed but not published tables</i>		

<b>4. Ostvarene investicije u <u>nova</u> stalna sredstva prema karakteru izgradnje i tehničkoj strukturi, prema djelatnosti investitora (EU NACE Rev.1.1) u 2005. godini</b>	<b>36</b>
<i>Gross fixed capital formation in <u>new</u> fixed assets, by kind of construction and technical composition; by activity of investor (EU NACE Rev.1.1) in 2005</i>	36
<b>5. Ostvarene investicije u <u>nova</u> stalna sredstva prema djelatnosti investitora i namjeni investicija (EU NACE Rev.1.1) u 2005. godini</b>	<b>38</b>
<i>Gross fixed capital formation in <u>new</u> fixed assets, by kind of construction and technical composition; by activity of investor (EU NACE Rev.1.1) in 2005</i>	38
<b>RAZINA OBRADE FEDERACIJA BOSNE I HERCEGOVINE</b>	<b>41</b>
<i>DATA PROCESSING - LEVEL FEDERATION OF BOSNIA AND HERZEGOVINA</i>	41
<b>1. Isplate za investicije u stalna sredstva po osnovnim izvorima financiranja, prema djelatnosti investitora (EU NACE Rev.1.1) u 2005 godini</b>	<b>42</b>
<i>Payments for gross fixed capital formation, by main forms of investment, by activity of investor (EU NACE Rev.1.1) in 2005</i>	42
<b>2. Vremenska razgraničenja između isplata za investicije i ostvarenih investicija 31.12.2005.godine</b>	<b>43</b>
<i>Time distinction between payment for gross fixed capital formation and realized gross fixed capital formation, by activity of investor (EU NACE Rev.1.1) on 31/12/2005</i>	43
<b>3.1 Tehnička struktura ostvarenih investicija u stalna sredstva, prema djelatnosti investitora (EU NACE Rev.1.1) u 2005. godini</b>	<b>44</b>
<i>Technical structure of gross fixed capital formation in fixed assets by activity of investor (EU NACE Rev.1.1) in 2005</i>	44
<b>3.2 Tehnička struktura ostvarenih investicija u <u>nova</u> stalna sredstva, prema djelatnosti investitora (EU NACE Rev.1.1) u 2005. godini</b>	<b>45</b>
<i>Technical structure of gross fixed capital formation in <u>new</u> fixed assets by activity of investor (EU NACE Rev.1.1) in 2005</i>	45
<b>4. Ostvarene investicije u <u>nova</u> stalna sredstva prema karakteru izgradnje i tehničkoj strukturi, prema djelatnosti investitora (EU NACE Rev.1.1) u 2005. godini</b>	<b>46</b>
<i>Gross fixed capital formation in <u>new</u> fixed assets, by kind of construction and technical composition; by activity of investor (EU NACE Rev.1.1) in 2005</i>	46
<b>RAZINA OBRADE REPUBLIKA STRPSKA</b>	<b>49</b>
<i>DATA PROCESSING – LEVEL REPUBLIC OF SRPSKA</i>	49
<b>1. Isplate za investicije u stalna sredstva po osnovnim izvorima financiranja, prema djelatnosti investitora (EU NACE Rev.1.1) u 2005. godini</b>	<b>50</b>
<i>Payments for gross fixed capital formation, by main forms of investment, by activity of investor (EU NACE Rev.1.1) in 2005</i>	50

2.	<b>Vremenska razgraničenja između isplata za investicije i ostvarenih investicija 31.12.2005.godine</b>	<b>51</b>
	<i>Time distinction between payment for gross fixed capital formation and realized gross fixed capital formation, by activity of investor (EU NACE Rev.1.1) on 31/12/2005</i>	51
3.1	<b>Tehnička struktura ostvarenih investicija u stalna sredstva, prema djelatnosti investitora (EU NACE Rev.1.1) u 2005. godini</b>	<b>52</b>
	<i>Technical structure of gross fixed capital formation in fixed assets by activity of investor (EU NACE Rev.1.1) in 2005</i>	52
3.2	<b>Tehnička struktura ostvarenih investicija u <u>nova</u> stalna sredstva, prema djelatnosti investitora (EU NACE Rev.1.1) u 2005. godini</b>	<b>53</b>
	<i>Technical structure of gross fixed capital formation in <u>new</u> fixed assets by activity of investor (EU NACE Rev.1.1) in 2005</i>	53
4.	<b>Ostvarene investicije u <u>nova</u> stalna sredstva prema karakteru izgradnje i tehničkoj strukturi, prema djelatnosti investitora (EU NACE Rev.1.1) u 2005. godini</b>	<b>54</b>
	<i>Gross fixed capital formation in <u>new</u> fixed assets, by kind of construction and technical composition; by activity of investor (EU NACE Rev.1.1) in 2005</i>	54
	<b>RAZINA OBRADE BRČKO DISTRIKT</b>	<b>57</b>
	<i>DATA PROCESSING – LEVEL BRCKO DISTRICT</i>	57
1.	<b>Isplate za investicije u stalna sredstva po osnovnim izvorima financiranja, prema djelatnosti investitora (EU NACE Rev.1.1) u 2005. godini</b>	<b>58</b>
	<i>Payments for gross fixed capital formation, by main forms of investment, by activity of investor (EU NACE Rev.1.1) in 2005</i>	58
2.	<b>Vremenska razgraničenja između isplata za investicije i ostvarenih investicija 31.12.2005.godine</b>	<b>59</b>
	<i>Time distinction between payment for gross fixed capital formation and realized gross fixed capital formation, by activity of investor (EU NACE Rev.1.1) on 31/12/2005</i>	59
3.1	<b>Tehnička struktura ostvarenih investicija u stalna sredstva, prema djelatnosti investitora (EU NACE Rev.1.1) u 2005. godini</b>	<b>60</b>
	<i>Technical structure of gross fixed capital formation in fixed assets by activity of investor (EU NACE Rev.1.1) in 2005</i>	60
3.2	<b>Tehnička struktura ostvarenih investicija u <u>nova</u> stalna sredstva, prema djelatnosti investitora (EU NACE Rev.1.1) u 2005. godini</b>	<b>61</b>
	<i>Technical structure of gross fixed capital formation in <u>new</u> fixed assets by activity of investor (EU NACE Rev.1.1) in 2005</i>	61
4.	<b>Ostvarene investicije u <u>nova</u> stalna sredstva prema karakteru izgradnje i tehničkoj strukturi, prema djelatnosti investitora (EU NACE Rev.1.1) u 2005. godini</b>	<b>62</b>
	<i>Gross fixed capital formation in <u>new</u> fixed assets, by kind of construction and technical composition; by activity of investor (EU NACE Rev.1.1) in 2005</i>	62



## **P R E D G O V O R**

U ovoj publikaciji sadržan je dio obrađenih podataka prikupljenih Godišnjim izvještajem za investicije u 2005. godini, za pravne osobe registrirane na teritoriji Bosne i Hercegovine.

U pripremi i provođenju istraživanja, obradi i publiciranju prikupljenih podataka sudjelovali su: Agencija za statistiku Bosne i Hercegovine, Federalni zavod za statistiku Federacije Bosne i Hercegovine, Republički zavod za statistiku Republike Srpske i Podružnica Brčko.

Istraživanje je provedeno na teritoriji cijele Bosne i Hercegovine jedinstvenim obrascem, koji je nastao kao rezultat zajedničkog rada predstavnika svih statističkih institucija.

Obuhvaćeni su podaci o isplatama za investicije po osnovnim izvorima financiranja, ostvarenim ukupnim investicijama i ostvarenim investicijama u nova stalna sredstva, prikazana prema karakteru gradnje i tehničkoj strukturi, djelatnosti i sjedištu investitora, te prema djelatnosti namjene i lokaciji investicijskog objekta.

Obrada je izvršena za razinu Bosne i Hercegovine, razinu Entiteta i Brčko Distrikta, sukladno donesenim Metodološkim uputama.

Ravnatelj

**KRATICE:**

<b>INV-01</b>	- Godišnji izvještaj o investicijama
<b>SNA</b>	- System of National Accounts
<b>ESA</b>	- European system of accounts
<b>BiH</b>	- Bosna i Hercegovina
<b>RS</b>	- Republika Srpska
<b>FBiH</b>	- Federacija Bosne i Hercegovine
<b>BD</b>	- Brčko Distrikt
<b>EU NACE Rev.1.1</b>	- Classification of Economic Activities in the European Community

**ZNAKOVI:**

-	- nema pojave
0	- podatak je manji od 0,5 upotrebljene mjerne jedinice
...	- ne raspolaže se podatkom



## **FOREWORD**

*This publication includes part of the processed data collected by Gross fixed capital formation in 2005 - Annual report, filled by the legal entities registered in Bosnia and Herzegovina.*

*In preparation and conducting of survey, processing and publishing collected data participated: Agency for Statistics of Bosnia and Herzegovina, Federal Office for Statistics of Federation of Bosnia and Herzegovina, Republic Srpska Institute of Statistics and Brunch Office Brcko.*

*The survey has been conducted on the whole territory of Bosnia and Herzegovina by using identical form which was result of common work all statistical institutions.*

*Included are data on payments for gross fixed capital formation for main sources of financing, realized gross fixed capital formation and realized gross fixed capital formation in new fixed assets, presented by kind of construction and technical composition, by activity and place of investors, by purpose and place of investment.*

*Data processing has been done for the level Bosnia and Herzegovina, the Entities levels and Brcko District according to the adopted Methodological directions.*

*Director*

## **ABBREVIATIONS:**

<b>INV-01</b>	- <i>Annual report on gross fixed capital formation in fixed assets</i>
<b>SNA</b>	- <i>System of National Accounts</i>
<b>ESA</b>	- <i>European system of accounts</i>
<b>BH</b>	- <i>Bosnia and Herzegovina</i>
<b>RS</b>	- <i>Republic of Srpska</i>
<b>FBH</b>	- <i>Federation of Bosnia and Herzegovina</i>
<b>BD</b>	- <i>Brcko District</i>
<b>EU NACE Rev.1.1</b>	- <i>Classification of Economic Activities in the European Community</i>

## **SYMBOLS**

-	- <i>no occurrence</i>
0	- <i>value less than 0,5 of the unit of measure used</i>
...	- <i>data not available</i>

## **METODOLOŠKA OBJAŠNJENJA**

### **Izvori i metode prikupljanja podataka**

Podaci o isplaćenim sredstvima i ostvarenim investicijama pravnih osoba rezultat su godišnjeg istraživanja statističkih institucija Bosne i Hercegovine. Prikupljaju se posebnim godišnjim izvještajem "Godišnji izvještaj o investicijama" INV- 01, od svih pravnih osoba registriranih na teritoriju Bosne i Hercegovine, a neposredni su investitori i/ili vode nabavljena stalna sredstva u poslovnim knjigama.

Pod pojmom pravne osobe podrazumijevaju se:

- a) nefinancijska poduzeća,
- b) financijska poduzeća,
- c) proračunski korisnici,
- d) neprofitne organizacije.

Obrazac INV-01 je usuglašen sa međunarodnim statističkim standardima i metodologijama, tj. Europskim sustavom nacionalnih računa (European System of Accounts ESA – 1995) i Sustavom nacionalnih računa UN-a (System of National Accounts – SNA 1993).

### **Obuhvat i usporedivost**

Osnovni cilj istraživanja "Godišnji izvještaj o investicijama" (INV-01) je prikupljanje podataka čijom će se obradom, sukladno zahtjevima nacionalnih računa, omogućiti obračun bruto domaćeg proizvoda rashodnim pristupom, utvrđivanje udijela investicija u bruto domaćem proizvodu, kompiliranje kapitalnog računa i sl.

Obzirom da bruto investicije, sukladno Europskom sustavu računa, obuhvaćaju bruto investicije u stalna sredstva, promjenu zaliha i neto nabavku dragocjenosti, napominjemo da se ovim istraživanjem prikupljaju samo podaci o bruto investicijama u stalna sredstva i neto nabavkama dragocjenosti pravnih osoba.

Ne obuhvaćaju se ni investicije naših pravnih osoba u inozemstvu, osim na ona područja koja se koriste po ugovoru (veleposlanstva, vojne baze i sl.), kao i ulaganja u poslovne jedinice u inozemstvu.

Istraživanje je provedeno na potpunom obuhvatu pravnih osoba. Distribuciju obrasca i prikupljanje podataka organizirali su i obavili Federalni zavod za statistiku Federacije Bosne i Hercegovine, Republički zavod za statistiku Republike Srpske i Agencija za statistiku Bosne i Hercegovine – Podružnica Brčko, sukladno registrima pravnih osobama koji se vode na tim dijelovima Bosne i Hercegovine.

Klasifikacija podataka prikupljenih ovim istraživanjem vrši se na dva načina i to:

- prema pretežnoj djelatnosti i sjedištu investitora, odnosno po tzv. "organizacijskom principu",
- prema namjeni investicije, odnosno prema principu tzv. "čistih djelatnosti".

Podaci razvrstani prema tzv. "organizacijskom principu" pokazuju koja pravna lica (iz koje djelatnosti) investiraju, a podaci razvrstani prema principu tzv. "čiste djelatnosti" pokazuju u šta se i gdje ulaže ( u koju djelatnost i na kojoj teritoriji).

Obrada podataka se vrši sukladno Europskoj klasifikaciji djelatnosti NACE Rev.1.1 za razinu dvije brojčane oznake.

Podaci se publikuju za razinu jedne slovne oznake, osim za djelatnosti C-Rudarstvo i D-Prerađivačka industrija, gdje se publikuje i razina dvije slovne oznake.

Obrada prikupljenih podataka na teritorijalnom principu se vrši za razinu Entiteta, Brčko Distrikta i Bosnu i Hercegovinu.

Svi podaci su iskazani u tekućim cijenama.

## **Definicije**

**Investicije u stalna sredstva** podrazumijevaju nabave poduzeća i drugih organizacija radi dobivanja nove imovine, povećanja vrijednosti ili zamjene postojećih stalnih sredstava (stambene zgrade, ostale zgrade i građevine, oprema i uređaji trajnijeg karaktera, pošumljavanje i podizanje dugogodišnjih nasada, rudarska i mineralna istraživanja, softveri i sl.).

Nabavljena stalna sredstva mogu biti kupljena u zemlji i inozemstvu; nabavljena putem financijskog lizinga; mogu biti stečena trampom; primljena kao kapitalni transfer u naturi ili proizvedena i zadržana za vlastitu upotrebu.

Obuhvaćaju se sve vrste ulaganja u nove kapacitete, te za proširenje, rekonstrukciju i modernizaciju postojećih i zamjenu zastarjelih, istrošenih ili uništenih kapaciteta.

Nisu obuhvaćena ulaganja u međufaznu potrošnju, redovito i tekuće održavanje, popravci, nabavka oružja, nabavka stalnih sredstava putem operativnog lizinga, promjene zaliha, nabavka stalnih sredstava za potrebe finalne potrošnje kućanstava, vlasnički dobiti i gubici na stalnim sredstvima nastali kao posljedica nepogoda.

**Isplate za investicije u stalna sredstva** predstavljaju novčana ulaganja u tijeku izvještajne godine, bez obzira na vrijeme kada je izvršena izgradnja, izrada ili nabava stalnih sredstava.

**Ostvarene investicije** predstavljaju vrijednost fizički realizirane izgradnje, izrade ili nabave stalnih sredstava tijekom izvještajne godine, bez obzira na to jesu li stalna sredstva završena i da li je i kada izvršena njihova isplata.

**Ostvarene investicije u nova stalna sredstva** odnose se na onaj dio stalnih sredstava koji je nabavljen neposredno od izvođača građevinskih radova odnosno proizvođača opreme ili proizveden u vlastitoj režiji, odnosno ona investiciona dobra koja još nisu bila predmet kupoprodaje između neposrednih korisnika tih dobara.

Uključuje se i rabljena oprema nabavljena u inozemstvu, jer utiče na povećanje nacionalnog bogatstva u zemlji. Nije uključena vrijednost otkupa zemljišta, nego samo troškovi prijenosa vlasništva zemljišta.

**Investicije u nove kapacitete** su ulaganja u izgradnju novih samostalnih jedinica, pogona, puteva, kojih ranije nije bilo ili su imali drugačiju namjenu. Kao novi kapacitet se smatra: cjelokupan objekt kao ekonomska cjelina, dio objekta koji nakon izgradnje djeluje kao ekonomsko tehnička cjelina, nastavak gradnje ili opremanje ranije obustavljenih objekata; ulaganja u dugogodišnje zasade; osnovno stado; nove saobraćajnice i sl.

**Investicije za proširenje, rekonstrukciju i modernizaciju** su ulaganja u postojeće kapacitete radi povećanja obima proizvodnje ili usluga, radi promjene tehnologije u proizvodnji; proširenje ili preuređenje već postojećeg objekta, ili nabavka novih stalnih sredstava u okviru postojeće radne jedinice.

**Investicije u održavanje postojećih kapaciteta** su ulaganja radi zamjene zastarjelih ili istrošenih stalnih sredstava, intenzivnije ili racionalnije proizvodnje, ali ne da bi se proširili raspoloživi kapaciteti ili bitno mijenjala sadašnja tehnologija.

**Investicije u građevinske objekte** obuhvaćaju vrijednost objekta i opreme koja je ugrađena u građevinske objekte (elektro instalacije, instalacije centralnog grijanja, dizala i sl.) i projekti za njih.

**Investicije u opremu** obuhvaćaju i troškove montaže, prijevoza, carine i osiguranja i druge troškove prijenosa vlasništva.

**Investicijama u ostalo** podrazumijevaju se ulaganja u osnovno stado, pošumljavanje i dugogodišnje zasade, rudarska i mineralna istraživanja, softvere kupljene ili vlastito razvijene, nabavku književnih i umjetničkih originala, izradu studija, elaborata i sl.



## **NOTES OF METHODOLOGY**

### **Sources and methods of data collecting**

*Data on payments and realized gross fixed capital formation in legal entities are the result of the annual data collection by statistical institutions of Bosnia and Herzegovina. They are collected by a separate Annual report on gross fixed capital formation in fixed assets (INV-01 Form), by all legal entities registered in Bosnia and Herzegovina, if they are direct investors and, or acquired fixed assets record in balance sheet.*

*Under concept legal entities are meant:*

- a) non-financial enterprises,*
- b) financial enterprises,*
- c) budget beneficiaries,*
- d) non-profit organizations.*

*INV-01 Form is adapted to the international statistical standards and methodologies, that is, to the European System of Account ESA 1995, and System of National Accounts SNA 1993.*

### **Coverage and comparability**

*The main aim of Annual report on gross fixed capital formation in fixed assets (INV-01 Form) is collecting data in order to enable, within the system of national accounts, calculation of the gross domestic product by a consumption method, establishment of the share of gross fixed capital formation in the GDP, calculation of capital account, etc.*

*Regard that gross fixed capital formation, according to the European system of accounts, includes gross fixed capital formation in fixed assets, changes in inventories and net acquisitions of valuables, we notice that with this survey only data on gross fixed capital formation in fixed assets have been collected.*

*Included is not also gross investment abroad except on territory that is used under contract (embassies, military base etc.) and investment in local kind of activity unit abroad.*

*The survey has been conducted on the full scope of legal entities. Distribution of forms and collecting data have been done by Federal office for statistics of Federation of Bosnia and Herzegovina, Republic Srpska Institute of statistics and Brunch office Brcko, in line with registers of legal entities those are led in their offices.*

*Data classification collected with this survey has been done using two principles:*

- by the main activity and location of investors – so called organizational principle,*
- by the purpose of investment – so called kind of activity and territory principle.*

*Data classified in line with organizational principle shows which legal entities (from which activities) are investors. Data classified in line with kind of activity and territory principle shows in which activity and territory investment has been done.*

*Data processing has been done according to the European Statistical classification of economic activities NACE Rev.1.1 on the division level.*

*Data are published on the section level except for C – Mining and D – Manufacturing on the subsection level.*

*Data processing has been done on entities level, Brcko District level and country as whole.*

*All data are given in current prices.*

## **Definitions**

**Gross fixed capital formation in fixed assets** include purchase of enterprises and other organizations (legal entities) aimed at getting new fixed assets, increasing the value or replacing already existing fixed assets (residential buildings, other buildings and edifices, permanent equipment and installations, afforestation and planting of long-standing plantations, mining and mineral research, software, etc.).

*Provided capital formation assets can be purchased in the country and abroad; obtained by financial lease or by barter, as a capital transfer in kind or self produced and kept for own needs.*

*Included are all kinds of formation in new capacities, in enlargement, reconstruction and modernization of existing and substitution of obsolete, worn-out or damaged capacities.*

*It does not include investment in intermediate consumption, regular and current maintenance, military weapons, obtaining of fixed assets by operative lease, purchase of fixed assets for final consumption of households, holding gains and losses in fixed assets arose as result of disasters.*

**Payment for gross fixed capital formation** are monetary investments in the year in which the payments were actually made, irrespective of the time when construction or purchase have been done.

**Gross fixed capital formation** represents the value of physically materialized construction, production or purchase fixed assets throughout a reported year, irrespective of whether they were finished or when the payment was executed.

**Realized gross fixed capital formation in new fixed assets** are related to the part of fixed assets that has been purchased directly from the contractor or producer of the equipment or self-produced, that is related to gross fixed capital formation assets still out of buying and selling transactions among users.

*It is included used assets purchased abroad since it directly influences on nation's affluence.*

*It is not included the purchase value of land than only the costs of property transfer.*

**Gross fixed capital formation in new fixed assets** is investing in building up of new independent organizations, sections, roads that did not exist, or they had different purpose. As new capacities are considered whole project as economic unit; a part of project that after building up exist as



*economic and technical unit, continuation of building up or equipping capital projects stopped in the past; investing in planting of long-standing plantations and breeding stock; new roads etc.*

***Gross fixed capital formation for enlargement, reconstruction and renovation*** are investments in already existing capacities, in order to enlarge the scope of production or services provision, change in technology; enlargement or renovation of the existing constructions, purchase of new fixed assets in the existing organizational unit.

***Gross fixed capital formation for keeping of existing equipment*** are investments in order to change obsolete or worn-out fixed assets, intensify and rationalize production, without expending existing capacities or making more considerable change in the current production technology.

***Gross capital formation for construction works*** includes the value of construction and equipment built-in into constructions (electro installations, central heating installations, lifts etc.) and related projects.

***Gross fixed capital formation for equipment*** includes all expenses for fitting, transportation, custom duties, insurance costs and other costs for property transfer.

***Gross fixed capital formation for other assets*** covers investments in breeding stock, afforestation and long-standing plantations, mining and mineral research, software purchased or self-developed, investment in literary and artistic originals making studies and elaborations etc.



**RAZINA OBRADJE BOSNA I HERCEGOVINA**  
*DATA PROCESSING – LEVEL BOSNIA AND HERZEGOVINA*

**TABELE/TABLES**



**POREDBENE TABELE**  
COMPARATIVE TABLES

**ISPLATE ZA INVESTICIJE U STALNA SREDSTVA PO OSNOVNIM IZVORIMA  
FINANCIRANJA, PREMA DJELATNOSTI INVESTITORA  
( EU NACE Rev.1.1 ) U 2004. i 2005. GODINI**

**BOSNA I HERCEGOVINA**  
BOSNIA AND HERZEGOVINA

PAYMENTS FOR GROSS FIXED CAPITAL FORMATION BY MAIN FORMS  
OF INVESTMENT, BY ACTIVITY OF INVESTOR  
( EU NACE Rev.1.1 ) IN 2004 AND 2005

000 KM  
thousand KM

Godina Year	Ukupno Total	Isplaćeno za investicije u stalna sredstva for gross fixed capital formation						Payments
		Iz sopstvenih sredstava From own financial assets	Iz udruženih sredstava From joint assets	Iz finansijskih kredita From financial credits	Financijski najam -lizing Financial leasing	Iz sredstava proračuna i fondova From assets of budgets and funds	Iz drugih izvora From other sources	
2004.	2.808.674	1.631.942	112.948	661.400	102.235	94.637	205.512	
2005.	3.420.982	1.913.508	137.667	814.615	156.735	155.263	243.794	
Index	121,80	117,25	121,89	123,17	153,31	164,06	118,63	

**OSTVARENE INVESTICIJE U STALNA SREDSTVA, PREMA DJELATNOST I INVESTITORA  
( EU NACE Rev.1.1 ) U 2004. i 2005. GODINI**

GROSS FIXED CAPITAL FORMATION IN FIXED ASSETS, BY ACTIVITY OF INVESTOR  
( EU NACE Rev.1.1 ) IN 2004 AND 2005

000 KM  
thousand KM

Godina Year	Ukupno Total	Tehnička struktura composition			Technical
		Građevinski objekti i prostori Construction works	Strojevi, oprema i transportna sredstva Machinery, transport and other equipment	Ostalo Other	
2004.	2.907.852	1.284.103	1.518.162	105.587	
2005.	3.512.064	1.630.829	1.759.357	121.878	
Index	120,78	127,00	115,89	115,43	

**OSTVARENE INVESTICIJE U NOVA STALNA SREDSTVA, PREMA DJELATNOST I INVESTITORA  
( EU NACE Rev.1.1 ) U 2004. i 2005. GODINI**

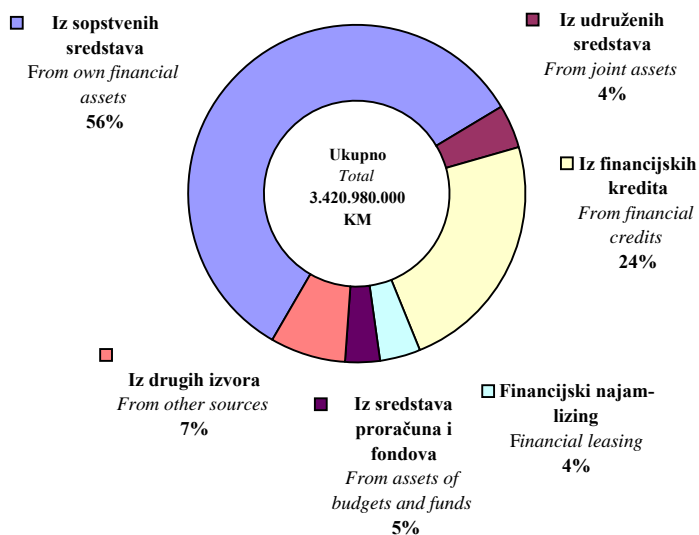
GROSS FIXED CAPITAL FORMATION IN NEW FIXED ASSETS, BY ACTIVITY OF INVESTOR  
( EU NACE Rev.1.1 ) IN 2004 AND 2005

000 KM  
thousand KM

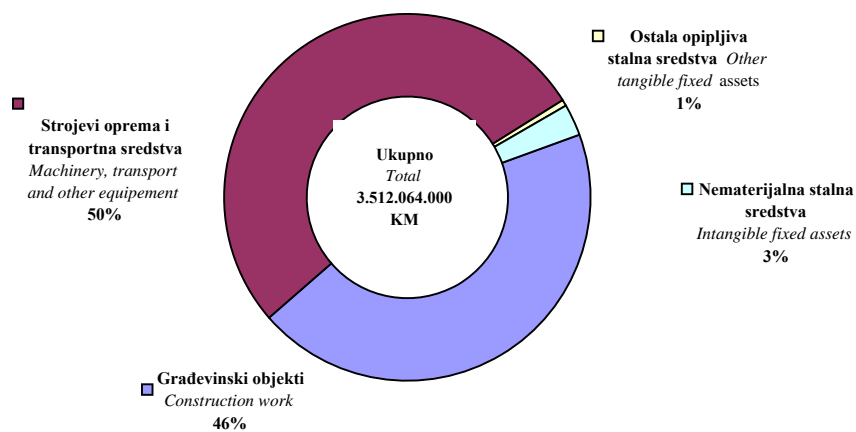
Godina Year	Ukupno Total	Tehnička struktura composition			Technical
		Građevinski objekti i prostori Construction works	Strojevi, oprema i transportna sredstva Machinery, transport and other equipment	Ostalo Other	
2004.	2.667.986	1.189.006	1.374.172	104.808	
2005.	3.125.186	1.474.301	1.529.797	121.088	
Index	117,14	123,99	111,33	115,53	



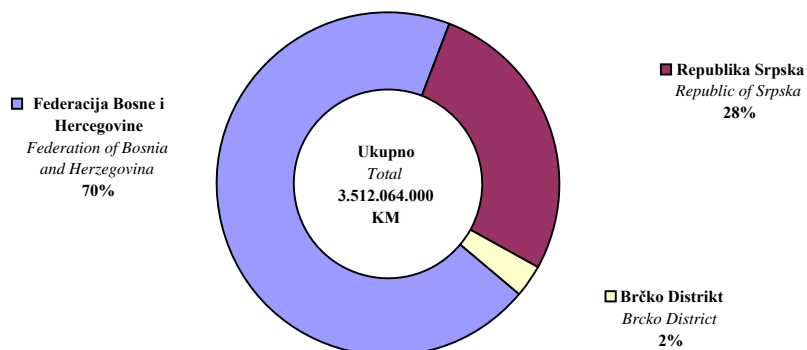
**Isplaćeno za investicije u stalna sredstva u 2005.**  
*Payments for gross fixed capital formation in fixed assets in 2005*



**Tehnička struktura ostvarenih investicija u stalna sredstva u 2005.**  
*Technical structure of gross fixed capital formation in fixed assets in 2005*



**Teritorijalni raspored ostvarenih investicija u 2005. prema djelatnosti investitora**  
*Gross fixed capital formatin in fixed assets by territory and activity of investor in 2005*



1. ISPLATE ZA INVESTICIJE U STALNA SREDSTVA PO OSNOVNIM IZVORIMA  
FINANCIRANJA, PREMA DJELATNOSTI INVESTITORA (EU NACE Rev.1.1) U 2005. GODINI

BOSNA I HERCEGOVINA  
BOSNIA AND HERZEGOVINA

PAYMENTS FOR GROSS FIXED CAPITAL FORMATION, BY MAIN FORMS  
OF INVESTMENT, BY ACTIVITY OF INVESTOR (EU NACE Rev.1.1) IN 2005

u 000 KM  
thousand KM

Djelatnost investitora	Isplaćeno za investicije u stalna sredstva <i>Payments for gross fixed capital formation in fixed assets</i>							Activity of investor
	Ukupno <i>Total</i>	Iz sopstvenih sredstava <i>From own financial assets</i>	Iz udruženih sredstava <i>From joint assets</i>	Iz finansijskih kredita <i>From financial credits</i>	Financijski najam-lizing <i>Financial leasing</i>	Iz sredstava proračuna i fondova <i>From assets of budgets and funds</i>	Iz drugih izvora <i>From other sources</i>	
<b>UKUPNO</b>	<b>3.420.982</b>	<b>1.913.508</b>	<b>137.667</b>	<b>814.615</b>	<b>156.735</b>	<b>155.263</b>	<b>243.194</b>	<b>TOTAL</b>
<b>A Poljoprivreda, lov i šumarstvo</b>	<b>58.323</b>	<b>38.815</b>	<b>2.773</b>	<b>7.295</b>	<b>1.724</b>	<b>3.055</b>	<b>4.661</b>	<b>A Agriculture, hunting and forestry</b>
<b>B Ribarstvo</b>	<b>1.649</b>	<b>693</b>	<b>-</b>	<b>328</b>	<b>-</b>	<b>-</b>	<b>628</b>	<b>B Fishing</b>
<b>C Vadenje ruda i kamena</b>	<b>88.499</b>	<b>39.600</b>	<b>16.641</b>	<b>19.486</b>	<b>10.909</b>	<b>-</b>	<b>1.863</b>	<b>C Mining and quarrying</b>
CA Vadenje energetskih sirovina	37.026	6.130	16.221	11.461	2.587	-	627	CA Mining and quarrying of energy producing materials
CB Vadenje ruda i kamena	51.473	33.470	420	8.025	8.322	-	1.236	CB Mining and quarrying, except of energy producing materials
<b>D Prerađivačka industrija</b>	<b>698.523</b>	<b>357.604</b>	<b>46.438</b>	<b>217.464</b>	<b>38.822</b>	<b>422</b>	<b>37.773</b>	<b>D Manufacturing</b>
DA Proizvodnja hrane, pića i duhanskih proizvoda	194.015	107.238	14.094	42.860	20.845	155	8.823	DA Manuf. of food products, beverages and tobacco
DB Proizv. tekstila i tekstilnih proizvoda	13.719	9.262	26	2.429	1.081	-	921	DB Manuf. of textiles and textile products
DC Proizv. kože i kožnih proizvoda	41.215	3.096	10.725	26.597	695	14	88	DC Manuf. of leather and leather products
DD Prerada drveta i proizvodi od drveta	48.044	26.405	1.322	12.296	3.148	109	4.764	DD Manuf. of wood and wood products
DE Proizv. celuloze, papira i proizvoda od papira; izdavačka i tiskarska djel.	47.503	28.308	776	15.179	1.027	-	2.213	DE Manuf. of pulp, paper, publishing and printing
DF Proizv. koks, naftnih derivata	11.662	3.142	-	8.520	-	-	-	DF Manuf. of coke, petroleum products
DG Proizv. kemikalija i kem. proizvoda	41.355	17.648	180	21.141	2.146	-	240	DG Manuf. of chemicals and ch. prod.
DH Proizv. proizvoda od gume i plastike	29.798	17.390	1.226	9.141	1.392	20	629	DH Manuf. of rubber and plastic prod.
DI Proizv. ostalih nemetalnih proizvoda	57.222	28.869	5.567	18.672	2.822	42	1.250	DI Manuf. of other non metallic min. prod.
DJ Proizv. metala i proizvoda od metala	119.497	54.147	7.017	38.250	2.991	42	17.050	DJ Manuf. of basic metals and metal prod.
DK Proizvodnja strojeva i uređaja	23.757	18.683	1.677	3.171	64	9	153	DK Manuf. of machinery and equip.
DL Proizv. električne i optičke opreme	25.574	17.297	2.554	2.979	1.934	19	791	DL Manuf. of electrical and optical equip.
DM Proizvodnja prijevoznih sredstava	5.994	3.808	1.179	522	453	0	32	DM Manufac. of transport equipment
DN Ostala prerađivačka industrija	39.168	22.311	95	15.707	224	12	819	DN Manufacture n.e.c.
<b>E Proizvodnja i opskrba električnom energijom, plinom i vodom</b>	<b>312.112</b>	<b>167.729</b>	<b>3.896</b>	<b>103.697</b>	<b>1.187</b>	<b>6.931</b>	<b>28.672</b>	<b>E Electricity, gas and water supply</b>
<b>F Građevinarstvo</b>	<b>146.129</b>	<b>100.319</b>	<b>5.733</b>	<b>20.128</b>	<b>14.178</b>	<b>570</b>	<b>5.201</b>	<b>F Construction</b>
<b>G Trgovina na veliko i malo, popravak motornih vozila i motocikla te predmeta za osobnu upotrebu i kućanstvo</b>	<b>659.780</b>	<b>365.392</b>	<b>17.210</b>	<b>237.867</b>	<b>28.290</b>	<b>861</b>	<b>10.160</b>	<b>G Wholesale and retail trade; repair of motor vehicles, motorcycles and personal household goods</b>
<b>H Hoteli i restorani</b>	<b>58.772</b>	<b>10.845</b>	<b>5.113</b>	<b>38.197</b>	<b>393</b>	<b>88</b>	<b>4.136</b>	<b>H Hotels and restaurants</b>
<b>I Prijevoz, skladištenje i veze</b>	<b>516.743</b>	<b>320.971</b>	<b>2.356</b>	<b>101.279</b>	<b>50.439</b>	<b>2.484</b>	<b>39.214</b>	<b>I Transport, storage and communication</b>
<b>J Financijsko posredovanje</b>	<b>121.447</b>	<b>103.197</b>	<b>11.586</b>	<b>4.578</b>	<b>348</b>	<b>1.007</b>	<b>731</b>	<b>J Financial intermediation</b>
<b>K Poslovanje nekretninama iznajmljivanje i poslovne usluge</b>	<b>193.744</b>	<b>93.888</b>	<b>15.454</b>	<b>37.591</b>	<b>5.040</b>	<b>39.038</b>	<b>2.733</b>	<b>K Real estate, renting and business activities</b>
<b>L Javna uprava i odbrana; obavezno socijalno osiguranje</b>	<b>407.173</b>	<b>239.647</b>	<b>2.969</b>	<b>10.790</b>	<b>1.325</b>	<b>73.868</b>	<b>78.574</b>	<b>L Public administration and defense; compulsory social security</b>
<b>M Obrazovanje</b>	<b>39.666</b>	<b>15.155</b>	<b>1.176</b>	<b>1.914</b>	<b>68</b>	<b>11.580</b>	<b>9.773</b>	<b>M Education</b>
<b>N Zdravstvena i socijalna skrb</b>	<b>58.816</b>	<b>30.122</b>	<b>73</b>	<b>3.416</b>	<b>1.020</b>	<b>11.717</b>	<b>12.468</b>	<b>N Health and social work</b>
<b>O Ostale javne, komunalne, društvene, socijalne i osobne uslužne djelatnosti</b>	<b>59.606</b>	<b>29.531</b>	<b>6.249</b>	<b>10.585</b>	<b>2.992</b>	<b>3.642</b>	<b>6.607</b>	<b>O Other community, social and personal service activities</b>
<b>P Privatna kućanstva sa zaposlenim osobama</b>	<b>-</b>	<b>-</b>	<b>-</b>	<b>-</b>	<b>-</b>	<b>-</b>	<b>-</b>	<b>P Private households with employed persons</b>
<b>Q Eksteritorijalne organizacije i tijela</b>	<b>-</b>	<b>-</b>	<b>-</b>	<b>-</b>	<b>-</b>	<b>-</b>	<b>-</b>	<b>Q Extra-territorial organisations and bodies</b>



2. VREMENSKA RAZGRANIČENJA IZMEĐU ISPLATA ZA INVESTICIJE  
FINANCIRANJA, PREMA DJELATNOSTI INVESTITORA (EU NACE Rev.1.1) U 2005. GODINI

BOSNA I HERCEGOVINA  
BOSNIA AND HERZEGOVINA

TIME DISTINCTION BETWEEN PAYMENTS FOR GROSS FIXED CAPITAL FORMATION AND  
REALIZED GROSS FIXED CAPITAL FORMATION, BY ACTIVITY OF INVESTOR (EU NACE Rev.1.1) IN 2005

u 000 KM  
thousand KM

Djelatnost investitora	Isplaćeno za investicije u 2004.g Payments for GFCF in 2004			Izvršeni a neplaćeni radovi i nabavke u 2004.g Realised but not payed works and purchases in 2004	Vrijednost ostvarenih investicija u 2004.g Gross fixed capital formation in 2004	Activity of investor
	Ukupno Total	Za izvršene radove i nabavke u 2004.g For realised works and purchases in 2004	Za obaveze iz ranijih godina For obligations from previous years			
<b>UKUPNO</b>	<b>3.420.980</b>	<b>3.267.481</b>	<b>153.499</b>	<b>244.577</b>	<b>3.512.058</b>	<b>TOTAL</b>
<b>A Poljoprivreda, lov i šumarstvo</b>	<b>58.324</b>	<b>57.630</b>	<b>694</b>	<b>2.626</b>	<b>60.256</b>	<b>A Agriculture, hunting and forestry</b>
<b>B Ribarstvo</b>	<b>1.649</b>	<b>1.643</b>	<b>7</b>	<b>174</b>	<b>1.817</b>	<b>B Fishing</b>
<b>C Vadenje ruda i kamena</b>	<b>88.499</b>	<b>86.786</b>	<b>1.713</b>	<b>15.550</b>	<b>102.336</b>	<b>C Mining and quarrying</b>
CA Vadenje energetskih sirovina	37.026	36.368	658	8.376	44.743	CA Mining and quarrying of energy producing materials
CB Vadenje ruda i kamena	51.473	50.418	1.055	7.174	57.592	CB Mining and quarrying, except of energy producing materials
<b>D Prerađivačka industrija</b>	<b>698.523</b>	<b>664.844</b>	<b>33.679</b>	<b>64.215</b>	<b>729.060</b>	<b>D Manufacturing</b>
DA Proizvodnja hrane, pića i duhanskih proizvoda	194.016	188.689	5.326	15.580	204.269	DA Manuf.of food products, beverages and tobacco
DB Proizv. tekstila i tekstilnih proizvoda	13.718	13.613	105	804	14.418	DB Manuf. of textiles and textile products
DC Proizv. kože i kožnih proizvoda	41.214	39.516	1.698	1.556	41.072	DC Manuf. of leather and leather products
DD Prerada drveta i proizvodi od drveta	48.044	45.030	3.014	2.969	47.999	DD Manuf. of wood and wood products
DE Proizv. celuloze, papira i proizvoda od papira; izdavačka i tiskarska djel.	47.504	45.719	1.785	6.802	52.521	DE Manuf. of pulp, paper, publishing and printing
DF Proizv. koks, naftnih derivata	11.662	11.662	-	3.720	15.382	DF Manuf. of coke, petroleum products
DG Proizv. kemikalija i kem. proizvoda	41.353	36.413	4.940	3.531	39.944	DG Manuf. of chemicals and ch. prod.
DH Proizv. proizvoda od gume i plastike	29.797	29.159	638	494	29.654	DH Manuf. of rubber and plastic prod.
DI Proizv. ostalih nemetalnih proizvoda	57.223	52.488	4.735	11.154	63.642	DI Manuf. of other non metallic min. prod.
DJ Proizv. metala i proizvoda od metala	119.497	110.008	9.489	11.742	121.750	DJ Manuf. of basic metals and metal prod.
DK Proizvodnja strojeva i uređaja	23.757	23.660	97	332	23.992	DK Manuf. of machinery and equip.
DL Proizv. električne i optičke opreme	25.575	25.045	530	1.635	26.680	DL Manuf. of electrical and optical equip.
DM Proizvodnja prijevoznih sredstava	5.994	5.908	86	709	6.617	DM Manufac. of transport equipment
DN Ostala prerađivačka industrija	39.169	37.933	1.236	3.187	41.120	DN Manufacture n.e.c.
<b>E Proizvodnja i opskrba električnom energijom, plinom i vodom</b>	<b>312.111</b>	<b>276.771</b>	<b>35.340</b>	<b>44.075</b>	<b>320.846</b>	<b>E Electricity, gas and water supply</b>
<b>F Građevinarstvo</b>	<b>146.129</b>	<b>144.427</b>	<b>1.702</b>	<b>7.821</b>	<b>152.248</b>	<b>F Construction</b>
<b>G Trgovina na veliko i malo, popravak motornih vozila i motocikla te predmeta za osobnu upotrebu i kućanstvo</b>	<b>659.781</b>	<b>646.361</b>	<b>13.420</b>	<b>42.054</b>	<b>688.415</b>	<b>G Wholesale and retail trade; repair of motor vehicles, motorcycles and personal household goods</b>
<b>H Hoteli i restorani</b>	<b>58.771</b>	<b>57.863</b>	<b>908</b>	<b>5.730</b>	<b>63.593</b>	<b>H Hotels and restaurants</b>
<b>I Prijevoz, skladištenje i veze</b>	<b>516.743</b>	<b>485.681</b>	<b>31.062</b>	<b>18.926</b>	<b>504.607</b>	<b>I Transport, storage and communication</b>
<b>J Financijsko posredovanje</b>	<b>121.447</b>	<b>118.920</b>	<b>2.528</b>	<b>4.411</b>	<b>123.331</b>	<b>J Financial intermediation</b>
<b>K Poslovanje nekretninama iznajmljivanje i poslovne usluge</b>	<b>193.743</b>	<b>177.324</b>	<b>16.419</b>	<b>10.890</b>	<b>188.214</b>	<b>K Real estate, renting and business activities</b>
<b>L Javna uprava i odbrana; obavezno socijalno osiguranje</b>	<b>407.172</b>	<b>398.044</b>	<b>9.128</b>	<b>11.902</b>	<b>409.946</b>	<b>L Public administration and defense; compulsory social security</b>
<b>M Obrazovanje</b>	<b>39.666</b>	<b>38.540</b>	<b>1.126</b>	<b>3.128</b>	<b>41.668</b>	<b>M Education</b>
<b>N Zdravstvena i socijalna skrb</b>	<b>58.815</b>	<b>55.162</b>	<b>3.653</b>	<b>10.216</b>	<b>65.378</b>	<b>N Health and social work</b>
<b>O Ostale javne, komunalne, društvene, socijalne i osobne uslužne djelatnosti</b>	<b>59.607</b>	<b>57.485</b>	<b>2.122</b>	<b>2.857</b>	<b>60.342</b>	<b>O Other community, social and personal service activities</b>
<b>P Privatna kućanstva sa zaposlenim osobama</b>	-	-	-	-	-	<b>P Private households with employed persons</b>
<b>Q Eksteritorijalne organizacije i tijela</b>	-	-	-	-	-	<b>Q Extra-territorial organisations and bodies</b>

3.1 TEHNIČKA STRUKTURA OSTVARENIH INVESTICIJA U STALNA SREDSTVA,  
PREMA DJELATNOSTI INVESTITORA (EU NACE Rev.1.1) U 2005.GODINI

BOSNA I HERCEGOVINA  
BOSNIA AND HERZEGOVINA

TECHNICAL STRUCTURE OF GROSS FIXED CAPITAL FORMATION IN FIXED ASSETS  
BY ACTIVITY OF INVESTOR (EU NACE Rev. 1.1) IN 2005

u 000 KM  
thousand KM

Djelatnost investitora	Ukupno Total	Materijalna (opipljiva) stalna sredstva Tangible fixed assets				Nematerijalna (neopipljiva) stalna sredstva Intangible fixed assets	Troškovi prijenosa vlasništva zemljišta Costs of transactions of land	Activity of investor
		Svega Total	Građevinski objekti i prostori Construction work	Strojevi, oprema i transportna sredstva Machinery, transport and other equipment	Ostala opipljiva stalna sredstva Other tangible fixed assets			
<b>UKUPNO</b>	<b>3.512.058</b>	<b>3.415.798</b>	<b>1.630.830</b>	<b>1.759.357</b>	<b>25.612</b>	<b>90.472</b>	<b>5.788</b>	<b>TOTAL</b>
<b>A Poljoprivreda, lov i šumarstvo</b>	<b>60.256</b>	<b>59.664</b>	<b>19.016</b>	<b>23.587</b>	<b>17.061</b>	<b>553</b>	<b>39</b>	<b>A Agriculture, hunting and forestry</b>
<b>B Ribarstvo</b>	<b>1.818</b>	<b>1.785</b>	<b>825</b>	<b>793</b>	<b>167</b>	<b>33</b>	<b>-</b>	<b>B Fishing</b>
<b>C Vadenje ruda i kamena</b>	<b>102.336</b>	<b>98.697</b>	<b>15.313</b>	<b>83.032</b>	<b>351</b>	<b>3.636</b>	<b>3</b>	<b>C Mining and quarrying</b>
CA Vadenje energetskih sirovina	44.743	42.864	4.774	38.049	41	1.879	-	CA Mining and quarrying of energy producing materials
CB Vadenje ruda i kamena	57.592	55.833	10.539	44.983	310	1.756	3	CB Mining and quarrying, except of energy producing materials
<b>D Prerađivačka industrija</b>	<b>729.060</b>	<b>716.259</b>	<b>269.581</b>	<b>442.553</b>	<b>4.126</b>	<b>11.941</b>	<b>859</b>	<b>D Manufacturing</b>
DA Proizvodnja hrane, pića i duhanskih proizvoda	204.269	198.735	61.719	133.259	3.757	5.075	459	DA Manuf.of food products, beverages and tobacco
DB Proizv. tekstila i tekstilnih proizvoda	14.418	14.300	5.724	8.576	-	110	7	DB Manuf. of textiles and textile products
DC Proizv. kože i kožnih proizvoda	41.072	41.047	34.375	6.672	-	25	-	DC Manuf. of leather and leather products
DD Prerada drveta i proizvodi od drveta	47.999	47.764	14.997	32.648	119	103	132	DD Manuf. of wood and wood products
DE Proizv. celuloze, papira i proizvoda od papira; izdavačka i tiskarska djel.	52.521	52.251	14.882	37.369	-	235	36	DE Manuf. of pulp, paper, publishing and printing
DF Proizv. koksa, naftnih derivata	15.383	15.355	1.041	14.314	-	28	-	DF Manuf. of coke, petroleum products
DG Proizv. kemikalija i kem. proizvoda	39.944	39.153	21.470	17.534	149	791	-	DG Manuf. of chemicals and ch. prod.
DH Proizv. proizvoda od gume i plastike	29.654	29.549	10.912	18.637	-	100	5	DH Manuf. of rubber and plastic prod.
DI Proizv. ostalih nemetalnih proizvoda	63.642	62.705	22.140	40.565	-	920	17	DI Manuf. of other non metallic min. prod.
DJ Proizv.metala i proizvoda od metala	121.750	120.858	38.724	82.046	88	762	130	DJ Manuf. of basic metals and metal prod.
DK Proizvodnja strojeva i uređaja	23.993	23.242	12.883	10.359	-	738	13	DK Manuf. of machinery and equip.
DL Proizv. električne i optičke opreme	26.680	25.544	12.526	13.018	-	1.136	-	DL Manuf. of electrical and optical equip.
DM Proizvodnja prijevoznih sredstava	6.618	5.850	2.242	3.608	-	768	-	DM Manufac. of transport equipment
DN Ostala prerađivačka industrija	41.120	39.907	15.945	23.948	14	1.151	62	DN Manufacture n.e.c.
<b>E Proizvodnja i opskrba električnom energijom, plinom i vodom</b>	<b>320.846</b>	<b>312.747</b>	<b>108.662</b>	<b>204.085</b>	<b>-</b>	<b>7.586</b>	<b>514</b>	<b>E Electricity, gas and water supply</b>
<b>F Građevinarstvo</b>	<b>152.248</b>	<b>151.596</b>	<b>60.757</b>	<b>90.831</b>	<b>8</b>	<b>512</b>	<b>141</b>	<b>F Construction</b>
<b>G Trgovina na veliko i malo, popravak motornih vozila i motocikla te predmeta za osobnu upotrebu i kućanstvo</b>	<b>688.415</b>	<b>676.841</b>	<b>376.471</b>	<b>298.116</b>	<b>2.254</b>	<b>9.376</b>	<b>2.199</b>	<b>G Wholesale and retail trade; repair of motor vehicles, motorcycles and personal household goods</b>
<b>H Hoteli i restorani</b>	<b>63.593</b>	<b>63.256</b>	<b>51.014</b>	<b>12.242</b>	<b>-</b>	<b>329</b>	<b>9</b>	<b>H Hotels and restaurants</b>
<b>I Prijevoz, skladištenje i veze</b>	<b>504.607</b>	<b>489.460</b>	<b>150.566</b>	<b>338.801</b>	<b>93</b>	<b>15.019</b>	<b>129</b>	<b>I Transport, storage and communication</b>
<b>J Financijsko posredovanje</b>	<b>123.331</b>	<b>111.640</b>	<b>66.206</b>	<b>45.434</b>	<b>-</b>	<b>11.622</b>	<b>69</b>	<b>J Financial intermediation</b>
<b>K Poslovanje nekretninama iznajmljivanje i poslovne usluge</b>	<b>188.214</b>	<b>183.591</b>	<b>125.796</b>	<b>56.842</b>	<b>953</b>	<b>4.342</b>	<b>281</b>	<b>K Real estate, renting and business activities</b>
<b>L Javna uprava i odbrana; obavezno socijalno osiguranje</b>	<b>409.946</b>	<b>388.665</b>	<b>319.508</b>	<b>68.888</b>	<b>269</b>	<b>20.015</b>	<b>1.266</b>	<b>L Public administration and defense; compulsory social security</b>
<b>M Obrazovanje</b>	<b>41.668</b>	<b>40.982</b>	<b>26.396</b>	<b>14.584</b>	<b>2</b>	<b>434</b>	<b>253</b>	<b>M Education</b>
<b>N Zdravstvena i socijalna skrb</b>	<b>65.378</b>	<b>65.141</b>	<b>17.585</b>	<b>47.537</b>	<b>19</b>	<b>237</b>	<b>-</b>	<b>N Health and social work</b>
<b>O Ostale javne, komunalne, društvene, socijalne i osobne uslužne djelatnosti</b>	<b>60.342</b>	<b>55.475</b>	<b>23.134</b>	<b>32.032</b>	<b>309</b>	<b>4.839</b>	<b>27</b>	<b>O Other community, social and personal service activities</b>
<b>P Privatna kućanstva sa zaposlenim osobama</b>	<b>-</b>	<b>-</b>	<b>-</b>	<b>-</b>	<b>-</b>	<b>-</b>	<b>-</b>	<b>P Private households with employed persons</b>
<b>Q Eksteritorijalne organizacije i tijela</b>	<b>-</b>	<b>-</b>	<b>-</b>	<b>-</b>	<b>-</b>	<b>-</b>	<b>-</b>	<b>Q Extra-territorial organisations and bodies</b>

3.2 TEHNIČKA STRUKTURA OSTVARENIH INVESTICIJA U NOVA STALNA SREDSTVA,  
PREMA DJELATNOSTI INVESTITORA (EU NACE Rev.1.1) U 2005 GODINI

BOSNA I HERCEGOVINA  
BOSNIA AND HERZEGOVINA

TECHNICAL STRUCTURE OF GROSS FIXED CAPITAL FORMATION IN NEW FIXED ASSETS  
BY ACTIVITY OF INVESTOR (EU NACE Rev. 1.1) IN 2005

u 000 KM  
thousand KM

Djelatnost investitora	Ukupno <i>Total</i>	Materijalna (opipljiva) stalna sredstva <i>Tangible fixed assets</i>				Nematerijalna (neopipljiva) stalna sredstva <i>Intangible fixed assets</i>	Troškovi prijenosa vlasništva zemljišta <i>Costs of transactions of land</i>	Activity of investor
		Svega <i>Total</i>	Gradevinski objekti i prostori <i>Construction work</i>	Strojevi, oprema i transportna sredstva <i>Machinery, transport and other equipment</i>	Ostala opipljiva stalna sredstva <i>Other tangible fixed assets</i>			
<b>UKUPNO</b>	<b>3.125.175</b>	<b>3.029.326</b>	<b>1.474.300</b>	<b>1.529.793</b>	<b>25.233</b>	<b>90.061</b>	<b>5.788</b>	<b>TOTAL</b>
<b>A Poljoprivreda, lov i šumarstvo</b>	<b>46.799</b>	<b>46.207</b>	<b>11.193</b>	<b>18.215</b>	<b>16.799</b>	<b>553</b>	<b>39</b>	<b>A Agriculture, hunting and forestry</b>
<b>B Ribarstvo</b>	<b>1.374</b>	<b>1.374</b>	<b>772</b>	<b>435</b>	<b>167</b>	<b>-</b>	<b>-</b>	<b>B Fishing</b>
<b>C Vadenje ruda i kamena</b>	<b>90.370</b>	<b>86.751</b>	<b>13.171</b>	<b>73.229</b>	<b>351</b>	<b>3.616</b>	<b>3</b>	<b>C Mining and quarrying</b>
CA Vadenje energetskih sirovina	44.269	42.390	4.774	37.575	41	1.879	-	CA Mining and quarrying of energy producing materials
CB Vadenje ruda i kamena	46.101	44.361	8.397	35.654	310	1.737	3	CB Mining and quarrying, except of energy producing materials
<b>D Prerađivačka industrija</b>	<b>640.577</b>	<b>627.833</b>	<b>246.586</b>	<b>377.212</b>	<b>11.884</b>	<b>11.886</b>	<b>859</b>	<b>D Manufacturing</b>
DA Proizvodnja hrane, pića i duhanskih proizvoda	184.222	178.693	52.111	122.825	3.757	5.070	459	DA Manuf. of food products, beverages and tobacco
DB Proizv. tekstila i tekstilnih proizvoda	12.616	12.499	5.650	6.849	-	110	7	DB Manuf. of textiles and textile products
DC Proizv. kože i kožnih proizvoda	37.852	37.827	32.975	4.852	-	25	-	DC Manuf. of leather and leather products
DD Prerada drveta i proizvodi od drveta	37.803	37.568	14.070	23.471	27	103	132	DD Manuf. of wood and wood products
DE Proizv. celuloze, papira i proizvoda od papira; izdavačka i tiskarska djel.	48.605	48.334	13.659	34.675	-	235	36	DE Manuf. of pulp, paper, publishing and printing
DF Proizv. koksa, naftnih derivata	15.277	15.249	1.041	14.208	-	28	-	DF Manuf. of coke, petroleum products
DG Proizv. kemikalija i kem. proizvoda	38.667	37.876	21.419	16.308	149	791	-	DG Manuf. of chemicals and ch. prod.
DH Proizv. proizvoda od gume i plastike	26.354	26.266	10.703	15.563	-	83	5	DH Manuf. of rubber and plastic prod.
DI Proizv. ostalih nemetalnih proizvoda	57.505	56.568	21.780	34.788	-	920	17	DI Manuf. of other non metallic min. prod.
DJ Proizv. metala i proizvoda od metala	95.868	94.978	34.548	60.342	88	760	130	DJ Manuf. of basic metals and metal prod.
DK Proizvodnja strojeva i uređaja	23.114	22.363	12.691	9.672	-	738	13	DK Manuf. of machinery and equip.
DL Proizv. električne i optičke opreme	25.843	24.707	12.308	12.399	-	1.136	-	DL Manuf. of electrical and optical equip.
DM Proizvodnja prijevoznih sredstava	5.716	4.948	1.723	3.225	-	768	-	DM Manuf. of transport equipment
DN Ostala prerađivačka industrija	31.142	29.961	11.910	18.037	14	1.119	62	DN Manufacture n.e.c.
<b>E Proizvodnja i opskrba električnom energijom, plinom i vodom</b>	<b>317.548</b>	<b>309.500</b>	<b>108.088</b>	<b>201.412</b>	<b>-</b>	<b>7.534</b>	<b>514</b>	<b>E Electricity, gas and water supply</b>
<b>F Građevinarstvo</b>	<b>123.262</b>	<b>122.670</b>	<b>52.520</b>	<b>70.145</b>	<b>5</b>	<b>451</b>	<b>141</b>	<b>F Construction</b>
<b>G Trgovina na veliko i malo, popravak motornih vozila i motocikla te predmeta za osobnu upotrebu i kućanstvo</b>	<b>601.273</b>	<b>589.772</b>	<b>336.442</b>	<b>251.093</b>	<b>2.237</b>	<b>9.302</b>	<b>2.199</b>	<b>G Wholesale and retail trade; repair of motor vehicles, motorcycles and personal household goods</b>
<b>H Hoteli i restorani</b>	<b>60.200</b>	<b>59.862</b>	<b>48.328</b>	<b>11.534</b>	<b>-</b>	<b>329</b>	<b>9</b>	<b>H Hotels and restaurants</b>
<b>I Prijevoz, skladištenje i veze</b>	<b>434.904</b>	<b>419.844</b>	<b>144.005</b>	<b>275.746</b>	<b>93</b>	<b>14.931</b>	<b>129</b>	<b>I Transport, storage and communication</b>
<b>J Financijsko posredovanje</b>	<b>117.856</b>	<b>106.165</b>	<b>61.094</b>	<b>45.071</b>	<b>-</b>	<b>11.622</b>	<b>69</b>	<b>J Financial intermediation</b>
<b>K Poslovanje nekretninama iznajmljivanje i poslovne usluge</b>	<b>164.423</b>	<b>159.828</b>	<b>112.224</b>	<b>46.651</b>	<b>953</b>	<b>4.314</b>	<b>281</b>	<b>K Real estate, renting and business activities</b>
<b>L Javna uprava i odbrana; obavezno socijalno osiguranje</b>	<b>363.831</b>	<b>342.550</b>	<b>274.029</b>	<b>68.252</b>	<b>269</b>	<b>20.015</b>	<b>1.266</b>	<b>L Public administration and defense; compulsory social security</b>
<b>M Obrazovanje</b>	<b>40.660</b>	<b>39.974</b>	<b>25.809</b>	<b>14.163</b>	<b>2</b>	<b>433</b>	<b>253</b>	<b>M Education</b>
<b>N Zdravstvena i socijalna skrb</b>	<b>64.746</b>	<b>64.509</b>	<b>17.390</b>	<b>47.100</b>	<b>19</b>	<b>237</b>	<b>-</b>	<b>N Health and social work</b>
<b>O Ostale javne, komunalne, društvene, socijalne i osobne uslužne djelatnosti</b>	<b>57.356</b>	<b>52.490</b>	<b>22.648</b>	<b>29.537</b>	<b>305</b>	<b>4.839</b>	<b>27</b>	<b>O Other community, social and personal service activities</b>
<b>P Privatna kućanstva sa zaposlenim osobama</b>	<b>-</b>	<b>-</b>	<b>-</b>	<b>-</b>	<b>-</b>	<b>-</b>	<b>-</b>	<b>P Private households with employed persons</b>
<b>Q Eksteritorijalne organizacije i tijela</b>	<b>-</b>	<b>-</b>	<b>-</b>	<b>-</b>	<b>-</b>	<b>-</b>	<b>-</b>	<b>Q Extra-territorial organisations and bodies</b>

3.5 DETALJNA TEHNIČKA STRUKTURA OSTVARENIH INVESTICIJA U STALNA SREDSTVA,  
PREMA DJELATNOSTI INVESTITORA (EU NACE Rev.1.1) U 2005. GODINI  
DETAILED TECHNICAL STRUCTURE OF GROSS FIXED CAPITAL FORMATION IN FIXED ASSETS  
BY ACTIVITY OF INVESTOR (EU NACE Rev.1.1) IN 2005

Dio prvi / The first part

Djelatnost investitora	Ukupno Total	Materijalna (opipljiva) stalna sredstva Tangible fixed assets					
		Građevinski objekti i prostori Construction work			Ostali građevinski radovi Other construction work		
		Svega Total	Stambene zgrade i prostori Dwellings	Svega Total	Visokogradnja High-rise building	Niskogradnja Civil engineering	Značajnija poboljšanja zemljišta Significant improvement of land
<b>UKUPNO</b>	<b>3.512.086</b>	<b>1.630.829</b>	<b>151.575</b>	<b>1.479.255</b>	<b>964.529</b>	<b>506.081</b>	<b>8.643</b>
<b>A Poljoprivreda, lov i šumarstvo</b>	<b>60.257</b>	<b>19.016</b>	<b>1.479</b>	<b>17.537</b>	<b>13.655</b>	<b>3.661</b>	<b>221</b>
<b>B Ribarstvo</b>	<b>1.820</b>	<b>825</b>	<b>15</b>	<b>810</b>	<b>772</b>	<b>38</b>	<b>-</b>
<b>C Vadenje ruda i kamena</b>	<b>102.334</b>	<b>15.313</b>	<b>1.323</b>	<b>13.990</b>	<b>7.044</b>	<b>6.934</b>	<b>12</b>
CA Vadenje energetskih sirovina	44.743	4.774	-	4.774	465	4.309	-
CB Vadenje ruda i kamena	57.591	10.539	1.323	9.216	6.579	2.625	12
<b>D Prerađivačka industrija</b>	<b>729.060</b>	<b>269.580</b>	<b>11.183</b>	<b>258.398</b>	<b>236.105</b>	<b>21.094</b>	<b>1.199</b>
DA Proizvodnja hrane, pića i duhanskih proizvoda	204.269	61.719	899	60.819	57.305	3.370	145
DB Proizv. tekstila i tekstilnih proizvoda	14.418	5.724	100	5.625	5.607	12	5
DC Proizv. kože i kožnih proizvoda	41.071	34.375	6	34.369	34.360	9	-
DD Prerada drveta i proizvodi od drveta	48.000	14.997	1.181	13.817	11.944	1.727	146
DE Proizv. celuloze, papira i proizvoda od papira; izdavačka i tiskarska djel.	52.522	14.882	1.884	12.998	8.676	4.275	47
DF Proizv. koksa, naftnih derivata	15.384	1.041	-	1.041	1.041	-	-
DG Proizv. kemikalija i kem. proizvoda	39.944	21.470	1.242	20.228	19.090	1.107	30
DH Proizv. proizvoda od gume i plastike	29.656	10.912	300	10.612	10.397	112	103
DI Proizv. ostalih nemetalnih proizvoda	63.643	22.140	1.061	21.079	17.099	3.390	590
DJ Proizv. metala i proizvoda od metala	121.749	38.724	2.075	36.649	35.027	1.563	59
DK Proizvodnja strojeva i uređaja	23.994	12.883	343	12.540	12.380	86	74
DL Proizv. električne i optičke opreme	26.680	12.526	1.074	11.452	10.735	717	-
DM Proizvodnja prijevoznih sredstava	6.618	2.242	84	2.158	2.081	78	-
DN Ostala prerađivačka industrija	41.120	15.945	934	15.011	10.363	4.648	-
<b>E Proizvodnja i opskrba električnom energijom, plinom i vodom</b>	<b>320.847</b>	<b>108.662</b>	<b>2.303</b>	<b>106.359</b>	<b>24.537</b>	<b>81.130</b>	<b>691</b>
<b>F Građevinarstvo</b>	<b>152.248</b>	<b>60.757</b>	<b>18.407</b>	<b>42.350</b>	<b>39.905</b>	<b>2.340</b>	<b>105</b>
<b>G Trgovina na veliko i malo, popravak motornih vozila i motocikla te predmeta za osobnu upotrebu i kućanstvo</b>	<b>688.416</b>	<b>376.471</b>	<b>43.331</b>	<b>333.139</b>	<b>321.882</b>	<b>9.784</b>	<b>1.473</b>
<b>H Hoteli i restorani</b>	<b>63.595</b>	<b>51.014</b>	<b>675</b>	<b>50.339</b>	<b>46.907</b>	<b>3.433</b>	<b>-</b>
<b>I Prijevoz, skladištenje i veze</b>	<b>504.608</b>	<b>150.566</b>	<b>3.372</b>	<b>147.194</b>	<b>40.456</b>	<b>106.715</b>	<b>23</b>
<b>J Financijsko posredovanje</b>	<b>123.333</b>	<b>66.206</b>	<b>11.978</b>	<b>54.228</b>	<b>50.626</b>	<b>3.597</b>	<b>5</b>
<b>K Poslovanje nekretninama iznajmljivanje i poslovne usluge</b>	<b>188.216</b>	<b>125.796</b>	<b>18.482</b>	<b>107.315</b>	<b>37.784</b>	<b>69.520</b>	<b>10</b>
<b>L Javna uprava i odbrana; obavezno socijalno osiguranje</b>	<b>409.945</b>	<b>319.508</b>	<b>29.585</b>	<b>289.924</b>	<b>89.774</b>	<b>195.432</b>	<b>4.718</b>
<b>M Obrazovanje</b>	<b>41.669</b>	<b>26.396</b>	<b>2.537</b>	<b>23.858</b>	<b>23.098</b>	<b>631</b>	<b>128</b>
<b>N Zdravstvena i socijalna skrb</b>	<b>65.379</b>	<b>17.585</b>	<b>2.502</b>	<b>15.083</b>	<b>14.578</b>	<b>505</b>	<b>-</b>
<b>O Ostale javne, komunalne, društvene, socijalne i osobne uslužne djelatnosti</b>	<b>60.344</b>	<b>23.134</b>	<b>4.403</b>	<b>18.731</b>	<b>17.406</b>	<b>1.267</b>	<b>58</b>
<b>P Privatna kućanstva sa zaposlenim osobama</b>	<b>-</b>	<b>-</b>	<b>-</b>	<b>-</b>	<b>-</b>	<b>-</b>	<b>-</b>
<b>Q Eksteritorijalne organizacije i tijela</b>	<b>-</b>	<b>-</b>	<b>-</b>	<b>-</b>	<b>-</b>	<b>-</b>	<b>-</b>

Materijalna (opipljiva) stalna sredstva <i>Tangible fixed assets</i>										Activity of investor
Strojevi, oprema i transportna sredstva <i>Machines, equipment and means of transport</i>										
Strojevi i oprema <i>Machines and equipment</i>										
Svega <i>Total</i>	Metalni proizvodi i naprave <i>Metal products and devices</i>	Strojevi za proizvod. i iskorist. mehaničke energije <i>Machines for production and exploitation of mechanical energy</i>	Drugi strojevi za posebne namjene <i>Other machines for particular purposes</i>	Poljopr. i šumarski strojevi <i>Agricultural and forestry machines</i>	Računari i druga oprema <i>Computers and other equipment</i>	EL. motori, gener. i transformatori <i>Electric motors, generators and transformers</i>	RTV, komunikacijski i uređaji i oprema <i>Radios, TV receivers and communication s devices</i>	Medicinska oprema <i>Medical equipment</i>	Namještaj i unutarnja oprema <i>Furniture and interior equipment</i>	
1.311.495	120.895	131.078	466.264	13.711	145.787	112.439	178.900	53.701	88.720	<b>TOTAL</b>
17.303	1.313	4.225	3.308	6.686	736	277	136	89	533	<b>A Agriculture, hunting and forestry</b>
765	119	37	280	112	21	-	-	68	128	<b>B Fishing</b>
56.337	5.357	3.764	44.147	820	649	560	298	423	319	<b>C Mining and quarrying</b>
29.921	5.142	1.235	21.976	-	268	391	270	423	216	<b>CA Mining and quarrying of energy producing materials</b>
26.416	215	2.529	22.171	820	381	169	28	-	103	<b>CB Mining and quarrying, except of energy producing materials</b>
377.108	41.390	59.643	241.441	3.507	14.385	4.337	1.523	2.602	8.280	<b>D Manufacturing</b>
109.364	13.123	10.242	74.951	2.519	2.588	1.496	242	81	4.122	<b>DA Manuf. of food products, beverages and tobacco</b>
7.060	831	277	5.303	3	306	7	28	10	295	<b>DB Manuf. of textiles and textile products</b>
5.619	48	398	4.875	-	180	2	1	-	115	<b>DC Manuf. of leather and leather products</b>
25.418	1.195	3.746	18.691	683	451	306	30	-	316	<b>DD Manuf. of wood and wood products</b>
33.241	2.866	3.431	21.989	46	3.180	247	446	115	921	<b>DE Manuf. of pulp, paper, publishing and printing</b>
14.276	12	13.999	163	0	38	7	2	21	34	<b>DF Manuf. of coke, petroleum products</b>
14.522	2.811	2.671	6.427	86	677	151	56	1.422	221	<b>DG Manuf. of chemicals and ch. prod.</b>
15.585	641	1.139	13.123	0	330	73	25	4	250	<b>DH Manuf. of rubber and plastic prod.</b>
32.630	6.320	6.739	16.342	15	809	1.703	48	356	298	<b>DI Manuf. of other non metallic min. prod.</b>
77.077	8.746	10.104	55.497	75	1.335	59	128	222	911	<b>DJ Manuf. of basic metals and metal prod.</b>
9.071	1.251	1.208	5.973	-	457	47	20	6	109	<b>DK Manuf. of machinery and equip.</b>
10.875	242	769	5.218	20	3.404	77	459	282	404	<b>DL Manuf. of electrical and optical equip.</b>
2.642	617	160	1.636	10	169	17	-	-	33	<b>DM Manufac. of transport equipment</b>
19.728	2.687	4.760	11.253	50	461	145	38	83	251	<b>DN Manufacture n.e.c.</b>
192.192	43.644	24.362	20.698	101	5.866	94.675	938	1.025	883	<b>E Electricity, gas and water supply</b>
63.287	2.265	5.090	50.434	176	2.631	146	264	386	1.895	<b>F Construction</b>
181.288	18.003	29.422	53.847	1.749	27.450	6.741	3.421	1.820	38.835	<b>G Wholesale and retail trade; repair of motor vehicles, motorcycles and personal household goods</b>
10.628	1.194	297	1.745	-	1.071	203	685	793	4.640	<b>H Hotels and restaurants</b>
207.742	1.040	585	31.455	250	13.814	1.937	154.828	308	3.525	<b>I Transport, storage and communication</b>
38.419	162	521	111	12	27.603	372	1.901	258	7.479	<b>J Financial intermediation</b>
39.182	2.444	1.615	11.007	57	13.722	311	2.477	2.598	4.951	<b>K Real estate, renting and business activities</b>
46.457	1.182	733	4.054	31	20.890	2.352	4.663	6.432	6.120	<b>L Public administration and defense; compulsory social security</b>
13.561	496	133	505	60	6.131	247	373	1.156	4.460	<b>M Education</b>
44.468	686	132	493	55	2.175	48	1.326	35.601	3.952	<b>N Health and social work</b>
22.758	1.600	519	2.739	95	8.643	233	6.067	142	2.720	<b>O Other community, social and personal service activities</b>
-	-	-	-	-	-	-	-	-	-	<b>P Private households with employed persons</b>
-	-	-	-	-	-	-	-	-	-	<b>Q Extra-territorial organisations and bodies</b>

3.5 DETALJNA TEHNIČKA STRUKTURA OSTVARENIH INVESTICIJA U STALNA SREDSTVA,  
PREMA DJELATNOSTI INVESTITORA (EU NACE Rev.1.1) U 2004. GODINI  
DETAILED TECHNICAL STRUCTURE OF GROSS FIXED CAPITAL FORMATION IN FIXED ASSETS  
BY ACTIVITY OF INVESTOR (EU NACE Rev.1.1) IN 2004

Dio drugi / The second part

Djelatnost investitora	Materijalna (opipljiva) stalna sredstva <i>Tangible fixed assets</i>						
	Strojevi, oprema i transportna sredstva <i>Machines, equipment and means of transport</i>				Ostala materijalna (opipljiva) stalna sredstva <i>Other tangible fixed assets</i>		
	Transportna sredstva <i>Transport</i>				Svega <i>Total</i>	Osnovno stado <i>Livestock unit</i>	Pošumljavanje <i>Afforesting</i>
	Svega <i>Total</i>	Putnička vozila <i>Passenger vehicles</i>	Teretna vozila <i>Cargo vehicles</i>	Druga vozila i plovila <i>Other vehicles and ships</i>			
UKUPNO	447.875	155.657	218.488	73.736	25.616	10.408	15.208
A Poljoprivreda, lov i šumarstvo	6.285	2.039	4.058	188	17.061	4.488	12.573
B Ribarstvo	30	11	2	17	167	149	18
C Vadenje ruda i kamena	26.694	2.187	23.153	1.354	352	280	72
CA Vadenje energetskih sirovina	8.127	1.113	6.761	253	41	5	36
CB Vadenje ruda i kamena	18.567	1.074	16.392	1.101	311	275	36
D Prerađivačka industrija	65.453	19.592	44.159	1.702	4.127	2.502	1.625
DA Proizvodnja hrane, pića i duhanskih proizvoda	23.897	5.127	18.483	287	3.757	2.344	1.413
DB Proizv. tekstila i tekstilnih proizvoda	1.519	730	680	109	0	0	0
DC Proizv. kože i kožnih proizvoda	1.052	306	516	230	0	0	0
DD Prerada drveta i proizvodi od drveta	7.231	1.836	5.262	133	119	119	0
DE Proizv. celuloze, papira i proizvoda od papira; izdavačka i tiskarska djel.	4.128	2.221	1.701	206	0	0	0
DF Proizv. koksa, naftnih derivata	39	33	6	0	0	0	0
DG Proizv. kemikalija i kem. proizvoda	3.012	1.397	1.554	61	149	0	149
DH Proizv. proizvoda od gume i plastike	3.054	923	2.074	57	0	0	0
DI Proizv. ostalih nemetalnih proizvoda	7.936	873	7.063	0	0	0	0
DJ Proizv. metala i proizvoda od metala	4.967	2.535	2.160	272	88	39	49
DK Proizvodnja strojeva i uređaja	1.289	827	424	38	0	0	0
DL Proizv. električne i optičke opreme	2.143	1.285	856	2	0	0	0
DM Proizvodnja prijevoznih sredstava	966	303	663	0	0	0	0
DN Ostala prerađivačka industrija	4.220	1.196	2.717	307	14	0	14
E Proizvodnja i opskrba električnom energijom, plinom i vodom	11.894	7.017	3.982	895	0	0	0
F Građevinarstvo	27.547	7.381	18.144	2.022	8	5	3
G Trgovina na veliko i malo, popravak motornih vozila i motocikla te predmeta za osobnu upotrebu i kućanstvo	116.829	53.346	62.053	1.430	2.254	1.628	626
H Hoteli i restorani	1.614	1.188	389	37	0	0	0
I Prijevoz, skladištenje i veze	131.059	14.293	52.163	64.603	93	29	64
J Financijsko posredovanje	7.017	7.017	0	0	0	0	0
K Poslovanje nekretninama iznajmljivanje i poslovne usluge	17.661	13.287	4.198	176	953	928	25
L Javna uprava i odbrana; obavezno socijalno osiguranje	22.430	20.598	1.191	641	270	188	82
M Obrazovanje	1.023	987	35	1	2	2	0
N Zdravstvena i socijalna skrb	3.070	2.641	205	224	19	19	0
O Ostale javne, komunalne, društvene, socijalne i osobne uslužne djelatnosti	9.275	4.073	4.756	446	310	190	120
P Privatna kućanstva sa zaposlenim osobama	-	-	-	-	-	-	-
Q Eksteritorijalne organizacije i tijela	-	-	-	-	-	-	-

u 000 KM  
thousand KM

Nematerijalna (neopipljiva) stalna sredstva <i>Intangible fixed assets</i>					Troškovi prijenosa vlasništva zemljišta <i>Cost of transactions of land</i>	Activity of investor
Svega <i>Total</i>	Rudarska i mineralna istraživanja <i>Mining and mineral explorations</i>	Softveri <i>Software</i>	Umjetnički originali <i>Original works of art</i>	Ostalo <i>Others</i>		
90.474	2.015	35.187	519	52.753	5.791	<b>TOTAL</b>
553	15	53	0	485	39	<b>A Agriculture, hunting and forestry</b>
33	0	0	0	33	0	<b>B Fishing</b>
3.635	1.194	686	0	1.755	3	<b>C Mining and quarrying</b>
1.880	368	3	0	1.509	0	<i>CA Mining and quarrying of energy producing materials</i>
1.755	826	683	0	246	3	<i>CB Mining and quarrying, except of energy producing materials</i>
11.943	117	3.387	104	8.335	861	<b>D Manufacturing</b>
5.075	0	731	100	4.244	459	<i>DA Manuf. of food products, beverages and tobacco</i>
110	0	20	0	90	7	<i>DB Manuf. of textiles and textile products</i>
25	0	15	0	10	0	<i>DC Manuf. of leather and leather products</i>
103	0	32	1	70	132	<i>DD Manuf. of wood and wood products</i>
235	0	98	0	137	36	<i>DE Manuf. of pulp, paper, publishing and printing</i>
28	0	28	0	0	0	<i>DF Manuf. of coke, petroleum products</i>
791	0	494	0	297	0	<i>DG Manuf. of chemicals and ch. prod.</i>
100	13	66	0	21	5	<i>DH Manuf. of rubber and plastic prod.</i>
920	104	214	0	602	17	<i>DI Manuf. of other non metallic min. prod.</i>
763	0	153	3	607	130	<i>DJ Manuf. of basic metals and metal prod.</i>
738	0	30	0	708	13	<i>DK Manuf. of machinery and equip.</i>
1.136	0	1.093	0	43	0	<i>DL Manuf. of electrical and optical equip.</i>
768	0	344	0	424	0	<i>DM Manufac. of transport equipment</i>
1.151	0	69	0	1.082	62	<i>DN Manufacture n.e.c.</i>
7.585	50	3.257	0	4.278	514	<b>E Electricity, gas and water supply</b>
511	0	274	28	209	141	<b>F Construction</b>
9.375	160	2.007	1	7.207	2.199	<b>G Wholesale and retail trade; repair of motor vehicles, motorcycles and personal household goods</b>
330	0	8	0	322	9	<b>H Hotels and restaurants</b>
15.019	0	11.652	11	3.356	129	<b>I Transport, storage and communication</b>
11.622	0	7.453	50	4.119	69	<b>J Financial intermediation</b>
4.343	0	3.554	28	761	281	<b>K Real estate, renting and business activities</b>
20.014	479	2.516	9	17.010	1.266	<b>L Public administration and defense; compulsory social security</b>
434	0	118	8	308	253	<b>M Education</b>
237	0	56	0	181	0	<b>N Health and social work</b>
4.840	0	166	280	4.394	27	<b>O Other community, social and personal service activities</b>
-	-	-	-	-	-	<b>P Private households with employed persons</b>
-	-	-	-	-	-	<b>Q Extra-territorial organisations and bodies</b>

3.6 DETALJNA TEHNIČKA STRUKTURA OSTVARENIH INVESTICIJA U NOVA STALNA SREDSTVA,  
PREMA DJELATNOSTI INVESTITORA (EU NACE Rev.1.1) U 2005. GODINI

DETAILED TECHNICAL STRUCTURE OF GROSS FIXED CAPITAL FORMATION IN NEW FIXED ASSETS  
BY ACTIVITY OF INVESTOR (EU NACE Rev.1.1) IN 2005

Dio prvi / The first part

Djelatnost investitora	Ukupno Total	Materijalna (opipljiva) stalna sredstva Tangible fixed assets					
		Građevinski objekti i prostori Construction work			Ostali građevinski radovi Other construction work		
		Svega Total	Stambene zgrade i prostori Dwellings	Svega Total	Visokogradnja High-rise building	Niskogradnja Civil engineering	Značajnija poboljšanja zemljišta Significant improvement of land
<b>UKUPNO</b>	<b>3.125.183</b>	<b>1.474.297</b>	<b>116.306</b>	<b>1.357.991</b>	<b>866.517</b>	<b>482.831</b>	<b>8.643</b>
<b>A Poljoprivreda, lov i šumarstvo</b>	<b>46.799</b>	<b>11.193</b>	<b>1.231</b>	<b>9.962</b>	<b>6.118</b>	<b>3.623</b>	<b>221</b>
<b>B Ribarstvo</b>	<b>1.374</b>	<b>772</b>	<b>-</b>	<b>772</b>	<b>734</b>	<b>38</b>	<b>-</b>
<b>C Vadenje ruda i kamena</b>	<b>90.371</b>	<b>13.171</b>	<b>1.323</b>	<b>11.848</b>	<b>4.914</b>	<b>6.922</b>	<b>12</b>
CA Vadenje energetskih sirovina	44.269	4.774	-	4.774	465	4.309	-
CB Vadenje ruda i kamena	46.102	8.397	1.323	7.074	4.449	2.613	12
<b>D Prerađivačka industrija</b>	<b>640.581</b>	<b>246.588</b>	<b>9.092</b>	<b>237.496</b>	<b>219.420</b>	<b>16.877</b>	<b>1.199</b>
DA Proizvodnja hrane, pića i duhanskih proizvoda	184.221	52.111	638	51.473	49.643	1.685	145
DB Proizv. tekstila i tekstilnih proizvoda	12.616	5.650	100	5.550	5.533	12	5
DC Proizv. kože i kožnih proizvoda	37.851	32.975	-	32.975	32.966	9	-
DD Prerada drveta i proizvodi od drveta	37.804	14.070	1.115	12.955	11.113	1.696	146
DE Proizv. celuloze, papira i proizvoda od papira; izdavačka i tiskarska djel.	48.604	13.659	1.609	12.050	7.728	4.275	47
DF Proizv. koka, naftnih derivata	15.278	1.041	-	1.041	1.041	-	-
DG Proizv. kemikalija i kem. proizvoda	38.667	21.419	1.195	20.224	19.087	1.107	30
DH Proizv. proizvoda od gume i plastike	26.353	10.702	293	10.409	10.194	112	103
DI Proizv. ostalih nemetalnih proizvoda	57.504	21.780	1.061	20.719	16.913	3.216	590
DJ Proizv. metala i proizvoda od metala	95.868	34.548	1.786	32.762	31.244	1.459	59
DK Proizvodnja strojeva i uređaja	23.115	12.691	157	12.534	12.374	86	74
DL Proizv. električne i optičke opreme	25.844	12.309	909	11.400	10.683	717	-
DM Proizvodnja prijevoznih sredstava	5.715	1.723	84	1.639	1.561	78	-
DN Ostala prerađivačka industrija	31.141	11.910	145	11.765	9.340	2.425	-
<b>E Proizvodnja i opskrba električnom energijom, plinom i vodom</b>	<b>317.548</b>	<b>108.087</b>	<b>2.303</b>	<b>105.784</b>	<b>23.963</b>	<b>81.130</b>	<b>691</b>
<b>F Građevinarstvo</b>	<b>123.262</b>	<b>52.519</b>	<b>17.128</b>	<b>35.391</b>	<b>33.209</b>	<b>2.077</b>	<b>105</b>
<b>G Trgovina na veliko i malo, popravak motornih vozila i motocikla te predmeta za osobnu upotrebu i kućanstvo</b>	<b>601.272</b>	<b>336.441</b>	<b>25.417</b>	<b>311.024</b>	<b>302.803</b>	<b>6.748</b>	<b>1.473</b>
H Hoteli i restorani	60.201	48.328	488	47.840	44.407	3.433	-
I Prijevoz, skladištenje i veze	434.903	144.005	2.627	141.378	37.548	103.807	23
J Financijsko posredovanje	117.857	61.094	11.320	49.774	46.172	3.597	5
K Poslovanje nekretninama iznajmljivanje i poslovne usluge	164.423	112.224	15.810	96.414	27.204	69.200	10
L Javna uprava i odbrana; obavezno socijalno osiguranje	363.830	274.029	20.538	253.491	65.780	182.993	4.718
M Obrazovanje	40.661	25.808	2.501	23.307	22.548	631	128
N Zdravstvena i socijalna skrb	64.744	17.390	2.350	15.040	14.548	492	-
O Ostale javne, komunalne, društvene, socijalne i osobne uslužne djelatnosti	57.357	22.648	4.178	18.470	17.149	1.263	58
P Privatna kućanstva sa zaposlenim osobama	-	-	-	-	-	-	-
Q Eksteritorijalne organizacije i tijela	-	-	-	-	-	-	-



Materijalna (opipljiva) stalna sredstva <i>Tangible fixed assets</i>										
Strojevi, oprema i transportna sredstva <i>Machines, equipment and means of transport</i>										
Strojevi i oprema <i>Machines and equipment</i>										
Svega <i>Total</i>	Metalni proizvodi i naprave <i>Metal products and devices</i>	Strojevi za proizv. i iskorišt.meha ničke energije <i>Machines for production and exploitation of mechanical energy</i>	Drugi strojevi za posebne namjene <i>Other machines for particular purposes</i>	Poljopr.i šumarski strojevi <i>Agricultur al and forestry machines</i>	Računari i druga oprema <i>Computers and other equipment</i>	El. motori, gener. i transformato ri <i>Electric motors, generators and transformers</i>	RTV, komunikacijs ki uređaji i oprema <i>Radios, TV receivers and communicati ons devices</i>	Medicinska oprema <i>Medical equipment</i>	Namještaj i unutarnja oprema <i>Furniture and interior equipment</i>	<i>Activity of investor</i>
1.200.783	105.786	119.507	396.943	10.592	138.800	111.575	178.532	53.585	85.463	<b>TOTAL</b>
13.516	752	3.930	2.070	5.042	714	277	136	88	507	<b>A Agriculture, hunting and forestry</b>
418	75	26	57	112	21	-	-	68	59	<b>B Fishing</b>
49.258	5.271	3.499	37.468	820	649	521	298	423	309	<b>C Mining and quarrying</b>
29.891	5.142	1.235	21.946	-	268	391	270	423	216	<i>CA Mining and quarrying of energy producing materials</i>
19.367	129	2.264	15.522	820	381	130	28	-	93	<i>CB Mining and quarrying, except of energy producing materials</i>
325.241	32.666	53.439	206.473	2.957	14.073	4.028	1.502	2.592	7.511	<b>D Manufacturing</b>
101.384	11.935	7.372	71.459	2.257	2.558	1.482	233	81	4.007	<i>DA Manuf.of food products, beverages and tobacco</i>
5.898	726	247	4.332	3	293	7	24	10	256	<i>DB Manuf. of textiles and textile products</i>
3.905	48	290	3.307	-	179	-	1	-	80	<i>DC Manuf. of leather and leather products</i>
19.691	777	3.163	14.462	443	429	92	27	-	298	<i>DD Manuf. of wood and wood products</i>
31.011	2.862	3.197	20.627	46	3.057	247	445	115	415	<i>DE Manuf. of pulp, paper, publishing and printing</i>
14.170	12	13.999	57	-	38	7	2	21	34	<i>DF Manuf. of coke, petroleum products</i>
13.879	2.602	2.548	6.121	86	677	150	56	1.418	221	<i>DG Manuf. of chemicals and ch. prod.</i>
13.001	629	691	11.040	-	306	73	21	4	237	<i>DH Manuf. of rubber and plastic prod.</i>
28.946	6.221	6.491	13.099	5	756	1.674	48	356	296	<i>DI Manuf. of other non metallic min. prod.</i>
56.599	2.168	9.533	42.186	65	1.334	54	128	222	909	<i>DJ Manuf. of basic metals and metal prod.</i>
8.695	1.218	1.194	5.695	-	436	17	20	6	109	<i>DK Manuf. of machinery and equip.</i>
10.544	242	765	4.928	-	3.393	77	459	276	404	<i>DL Manuf. of electrical and optical equip.</i>
2.348	617	71	1.433	10	167	17	-	-	33	<i>DM Manufac. of transport equipment</i>
15.170	2.609	3.878	7.727	42	450	131	38	83	212	<i>DN Manufacture n.e.c.</i>
189.860	41.868	24.362	20.598	91	5.760	94.402	917	1.025	837	<b>E Electricity, gas and water supply</b>
52.036	1.951	3.278	41.503	116	2.571	128	259	382	1.848	<b>F Construction</b>
161.098	14.944	26.848	44.192	1.071	25.258	6.577	3.372	1.790	37.046	<b>G Wholesale and retail trade; repair of motor vehicles, motorcycles and personal household goods</b>
10.167	1.194	278	1.388	-	1.044	203	662	793	4.605	<b>H Hotels and restaurants</b>
203.600	1.004	285	30.125	78	11.758	1.912	154.710	308	3.420	<b>I Transport, storage and communication</b>
38.218	162	521	111	12	27.410	372	1.899	258	7.473	<b>J Financial intermediation</b>
31.625	1.965	1.556	5.466	54	12.440	275	2.459	2.596	4.814	<b>K Real estate, renting and business activities</b>
46.340	1.182	729	4.054	31	20.820	2.352	4.653	6.432	6.087	<b>L Public administration and defense; compulsory social security</b>
13.352	496	132	498	60	6.010	247	373	1.155	4.381	<b>M Education</b>
44.242	682	131	442	55	2.141	48	1.322	35.534	3.887	<b>N Heat and social work</b>
21.812	1.574	493	2.498	93	8.131	233	5.970	141	2.679	<b>O Other community, social and personal service activities</b>
-	-	-	-	-	-	-	-	-	-	<b>P Private households with employed persons</b>
-	-	-	-	-	-	-	-	-	-	<b>Q Extra-territorial organisations and bodies</b>

3.6 DETALJNA TEHNIČKA STRUKTURA OSTVARENIH INVESTICIJA U NOVA STALNA SREDSTVA, PREMA DJELATNOSTI INVESTITORA (EU NACE Rev.1.1) U 2004. GODINI

DETAILED TECHNICAL STRUCTURE OF GROSS FIXED CAPITAL FORMATION IN NEW FIXED ASSETS BY ACTIVITY OF INVESTOR (EU NACE Rev.1.1) IN 2004

Dio drugi / The second part

Djelatnost investitora	Materijalna (opipljiva) stalna sredstva Tangible fixed assets						
	Strojevi, oprema i transportna sredstva Machines, equipment and means of transport				Ostala materijalna (opipljiva) stalna sredstva Other tangible fixed assets		
	Transportna sredstva Transport				Svega Total	Osnovno stado Livestock unit	Pošumljavanje Afforesting
	Svega Total	Putnička vozila Passenger vehicles	Teretna vozila Cargo vehicles	Druga vozila i plovila Other vehicles and ships			
<b>UKUPNO</b>	<b>329.012</b>	<b>139.305</b>	<b>155.378</b>	<b>34.329</b>	<b>25.236</b>	<b>10.031</b>	<b>15.205</b>
<b>A Poljoprivreda, lov i šumarstvo</b>	<b>4.699</b>	<b>1.754</b>	<b>2.855</b>	<b>90</b>	<b>16.799</b>	<b>4.226</b>	<b>12.573</b>
<b>B Ribarstvo</b>	<b>17</b>	<b>0</b>	<b>0</b>	<b>17</b>	<b>167</b>	<b>149</b>	<b>18</b>
<b>C Vadenje ruda i kamena</b>	<b>23.970</b>	<b>2.024</b>	<b>20.594</b>	<b>1.352</b>	<b>352</b>	<b>280</b>	<b>72</b>
CA Vadenje energetskih sirovina	7.683	1.113	6.317	253	41	5	36
CB Vadenje ruda i kamena	16.287	911	14.277	1.099	311	275	36
<b>D Prerađivačka industrija</b>	<b>51.970</b>	<b>16.584</b>	<b>34.193</b>	<b>1.193</b>	<b>4.035</b>	<b>2.410</b>	<b>1.625</b>
DA Proizvodnja hrane, pića i duhanskih proizvoda	21.441	4.601	16.600	240	3.757	2.344	1.413
DB Proizv. tekstila i tekstilnih proizvoda	951	617	225	109	0	0	0
DC Proizv. kože i kožnih proizvoda	946	245	471	230	0	0	0
DD Prerada drveta i proizvodi od drveta	3.781	1.554	2.173	54	27	27	0
DE Proizv. celuloze, papira i proizvoda od papira; izdavačka i tiskarska djel.	3.663	2.032	1.541	90	0	0	0
DF Proizv. koka, naftnih derivata	39	33	6	0	0	0	0
DG Proizv. kemikalija i kem. proizvoda	2.429	1.123	1.248	58	149	0	149
DH Proizv. proizvoda od gume i plastike	2.561	765	1.789	7	0	0	0
DI Proizv. ostalih nemetalnih proizvoda	5.841	766	5.075	0	0	0	0
DJ Proizv. metala i proizvoda od metala	3.743	1.958	1.638	147	88	39	49
DK Proizvodnja strojeva i uređaja	978	722	236	20	0	0	0
DL Proizv. električne i optičke opreme	1.855	1.108	745	2	0	0	0
DM Proizvodnja prijevoznih sredstava	876	230	646	0	0	0	0
DN Ostala prerađivačka industrija	2.866	830	1.800	236	14	0	14
<b>E Proizvodnja i opskrba električnom energijom, plinom i vodom</b>	<b>11.553</b>	<b>6.909</b>	<b>3.814</b>	<b>830</b>	<b>0</b>	<b>0</b>	<b>0</b>
<b>F Građevinarstvo</b>	<b>18.110</b>	<b>5.950</b>	<b>10.289</b>	<b>1.871</b>	<b>5</b>	<b>5</b>	<b>0</b>
<b>G Trgovina na veliko i malo, popravak motornih vozila i motocikla te predmeta za osobnu upotrebu i kućanstvo</b>	<b>89.996</b>	<b>47.765</b>	<b>41.130</b>	<b>1.101</b>	<b>2.236</b>	<b>1.610</b>	<b>626</b>
H Hoteli i restorani	1.367	1.086	281	0	0	0	0
I Prijevoz, skladištenje i veze	72.145	11.322	33.915	26.908	93	29	64
J Financijsko posredovanje	6.854	6.854	0	0	0	0	0
K Poslovanje nekretninama iznajmljivanje i poslovne usluge	15.026	11.788	3.089	149	953	928	25
L Javna uprava i odbrana; obavezno socijalno osiguranje	21.911	20.357	1.007	547	270	188	82
M Obrazovanje	813	812	0	1	2	2	0
N Zdravstvena i socijalna skrb	2.856	2.501	161	194	19	19	0
O Ostale javne, komunalne, društvene, socijalne i osobne uslužne djelatnosti	7.725	3.599	4.050	76	305	185	120
P Privatna kućanstva sa zaposlenim osobama	-	-	-	-	-	-	-
Q Eksteritorijalne organizacije i tijela	-	-	-	-	-	-	-

Nematerijalna (neopipljiva) stalna sredstva <i>Intangible fixed assets</i>					Troškovi prijenosa vlasništva zemljišta <i>Cost of transactions of land</i>	Activity of investor
Svega <i>Total</i>	Rudarska i mineralna istraživanja <i>Mining and mineral explorations</i>	Softveri <i>Software</i>	Umjetnički originali <i>Original works of art</i>	Ostalo <i>Others</i>		
90.064	1.998	35.064	487	52.515	5.791	<b>TOTAL</b>
553	15	53	0	485	39	<b>A Agriculture, hunting and forestry</b>
0	0	0	0	0	0	<b>B Fishing</b>
3.617	1.177	685	0	1.755	3	<b>C Mining and quarrying</b>
1.880	368	3	0	1.509	0	<i>CA Mining and quarrying of energy producing materials</i>
1.737	809	682	0	246	3	<i>CB Mining and quarrying, except of energy producing materials</i>
11.886	117	3.387	101	8.281	861	<b>D Manufacturing</b>
5.069	0	731	100	4.238	459	<i>DA Manuf. of food products, beverages and tobacco</i>
110	0	20	0	90	7	<i>DB Manuf. of textiles and textile products</i>
25	0	15	0	10	0	<i>DC Manuf. of leather and leather products</i>
103	0	32	1	70	132	<i>DD Manuf. of wood and wood products</i>
235	0	98	0	137	36	<i>DE Manuf. of pulp, paper, publishing and printing</i>
28	0	28	0	0	0	<i>DF Manuf. of coke, petroleum products</i>
791	0	494	0	297	0	<i>DG Manuf. of chemicals and ch. prod.</i>
84	13	66	0	5	5	<i>DH Manuf. of rubber and plastic prod.</i>
920	104	214	0	602	17	<i>DI Manuf. of other non metallic min. prod.</i>
760	0	153	0	607	130	<i>DJ Manuf. of basic metals and metal prod.</i>
738	0	30	0	708	13	<i>DK Manuf. of machinery and equip.</i>
1.136	0	1.093	0	43	0	<i>DL Manuf. of electrical and optical equip.</i>
768	0	344	0	424	0	<i>DM Manufac. of transport equipment</i>
1.119	0	69	0	1.050	62	<i>DN Manufacture n.e.c.</i>
7.534	50	3.206	0	4.278	514	<b>E Electricity, gas and water supply</b>
451	0	254	0	197	141	<b>F Construction</b>
9.302	160	1.982	1	7.159	2.199	<b>G Wholesale and retail trade; repair of motor vehicles, motorcycles and personal household goods</b>
330	0	8	0	322	9	<b>H Hotels and restaurants</b>
14.931	0	11.652	11	3.268	129	<b>I Transport, storage and communication</b>
11.622	0	7.453	50	4.119	69	<b>J Financial intermediation</b>
4.314	0	3.528	28	758	281	<b>K Real estate, renting and business activities</b>
20.014	479	2.516	9	17.010	1.266	<b>L Public administration and defense; compulsory social security</b>
433	0	118	7	308	253	<b>M Education</b>
237	0	56	0	181	0	<b>N Health and social work</b>
4.840	0	166	280	4.394	27	<b>O Other community, social and personal service activities</b>
-	-	-	-	-	-	<b>P Private households with employed persons</b>
-	-	-	-	-	-	<b>Q Extra-territorial organisations and bodies</b>

4. OSTVARENE INVESTICIJE U NOVA STALNA SREDSTVA PREMA KARAKTERU IZGRADNJE I TEHNIČKOJ STRUKTURI, PREMA DJELATNOSTI INVESTITORA (EU NACE Rev.1.1) U 2005. GODINI

GROSS FIXED CAPITAL FORMATION IN NEW FIXED ASSETS, BY KIND OF CONSTRUCTION AND TECHNICAL COMPOSITION;  
BY ACTIVITY OF INVESTOR (EU NACE Rev.1.1) IN 2005

Djelatnost investitora	Ostvarene investicije u <u>nova</u> stalna sredstva <i>Gross fixed capital formation in <u>new</u> fixed assets</i>	Karakter izgradnje <i>Kind of construction</i>			Dio ukupnih investicija u zaštitu životne sredine <i>Part of gross fixed capital formation for protection of the environment</i>
		Izgradnja novih kapaciteta <i>New capacities</i>	Rekonstrukcija, modernizacija, dogradnja i proširenje <i>Reconstruction, renovation, upgrade and expansion</i>	Održavanje nivoa postojećih kapaciteta <i>Maintenance existing level of capacities</i>	
<b>UKUPNO</b>	<b>3.125.176</b>	<b>1.631.690</b>	<b>1.188.100</b>	<b>305.386</b>	<b>12.010</b>
<b>A Poljoprivreda, lov i šumarstvo</b>	<b>46.798</b>	<b>25.601</b>	<b>15.734</b>	<b>5.463</b>	<b>3.789</b>
<b>B Ribarstvo</b>	<b>1.374</b>	<b>268</b>	<b>1.000</b>	<b>106</b>	<b>-</b>
<b>C Vađenje ruda i kamena</b>	<b>90.371</b>	<b>45.889</b>	<b>26.191</b>	<b>18.291</b>	<b>65</b>
CA Vađenje energetskih sirovina	44.269	24.546	8.820	10.903	65
CB Vađenje ruda i kamena	46.102	21.343	17.371	7.388	-
<b>D Prerađivačka industrija</b>	<b>640.578</b>	<b>388.798</b>	<b>209.991</b>	<b>41.789</b>	<b>1.753</b>
DA Proizvodnja hrane, pića i duhanskih proizvoda	184.222	111.403	64.850	7.969	467
DB Proizv. tekstila i tekstilnih proizvoda	12.616	4.935	5.715	1.966	-
DC Proizv. kože i kožnih proizvoda	37.851	34.895	2.520	436	-
DD Prerada drveta i proizvodi od drveta	37.804	21.060	13.052	3.692	3
DE Proizv. celuloze, papira i proizvoda od papira; izdavačka i tiskarska djela	48.604	26.286	13.247	9.071	-
DF Proizv. koksa, naftnih derivata	15.277	14.879	97	301	-
DG Proizv. kemikalija i kem. proizvoda	38.667	32.379	5.225	1.063	-
DH Proizv. proizvoda od gume i plastike	26.354	14.612	10.206	1.536	-
DI Proizv. ostalih nemetalnih proizvoda	57.505	32.746	23.141	1.618	161
DJ Proizv. metala i proizvoda od metala	95.867	45.836	44.135	5.896	848
DK Proizvodnja strojeva i uređaja	23.112	12.177	9.259	1.676	11
DL Proizv. električne i optičke opreme	25.843	11.560	10.989	3.294	-
DM Proizvodnja prijevoznih sredstava	5.715	4.101	1.221	393	2
DN Ostala prerađivačka industrija	31.141	21.929	6.334	2.878	261
<b>E Proizvodnja i opskrba električnom energijom, plinom i vodom</b>	<b>317.549</b>	<b>127.566</b>	<b>125.497</b>	<b>64.486</b>	<b>1.626</b>
<b>F Građevinarstvo</b>	<b>123.262</b>	<b>52.297</b>	<b>53.209</b>	<b>17.756</b>	<b>-</b>
<b>G Trgovina na veliko i malo, popravak motornih vozila i motocikla te predmeta za osobnu upotrebu i kućanstvo</b>	<b>601.271</b>	<b>361.027</b>	<b>183.196</b>	<b>57.048</b>	<b>884</b>
H Hoteli i restorani	60.200	40.892	15.757	3.551	183
I Prijevoz, skladištenje i veze	434.905	279.097	119.447	36.361	-
J Financijsko posredovanje	117.856	37.626	76.096	4.134	-
K Poslovanje nekretninama iznajmljivanje i poslovne usluge	164.422	102.542	49.123	12.757	199
L Javna uprava i odbrana; obavezno socijalno osiguranje	363.830	94.643	243.304	25.883	3.377
M Obrazovanje	40.660	17.303	17.540	5.817	-
N Zdravstvena i socijalna skrb	64.745	29.186	28.715	6.844	-
O Ostale javne, komunalne, društvene, socijalne i osobne uslužne djelatnosti	57.355	28.955	23.300	5.100	134
P Privatna kućanstva sa zaposlenim osobama	-	-	-	-	-
Q Eksteritorijalne organizacije i tijela	-	-	-	-	-

Tehnička struktura Technical composition						Activity of investor
Stambene zgrade i prostori Dwellings	Ostali građevinski radovi Other construction work	Strojevi, oprema i transportna sredstva Machinery, transport and other equipment	Ostala opipljiva stalna sredstva Other tangible fixed assets	Nematerijalna (neopipljiva) stalna sredstva Intangible fixed assets	Troškovi prijenosa vlasništva zemljišta Costs of transaction of land	
116.306	1.357.996	1.529.793	25.235	90.062	5.791	<b>TOTAL</b>
1.231	9.961	18.215	16.799	553	39	<b>A Agriculture, hunting and forestry</b>
-	772	435	167	-	-	<b>B Fishing</b>
1.323	11.848	73.228	351	3.616	3	<b>C Mining and quarrying</b>
-	4.774	37.574	41	1.879	-	<b>CA Mining and quarrying of energy producing materials</b>
1.323	7.074	35.654	310	1.737	3	<b>CB Mining and quarrying, except of energy producing materials</b>
9.092	237.498	377.212	4.035	11.886	861	<b>D Manufacturing</b>
638	51.473	122.825	3.757	5.070	459	<b>DA Manuf. of food products, beverages and tobacco</b>
100	5.550	6.849	-	110	7	<b>DB Manuf. of textiles and textile products</b>
-	32.975	4.852	-	25	-	<b>DC Manuf. of leather and leather products</b>
1.115	12.955	23.471	27	103	132	<b>DD Manuf. of wood and wood products</b>
1.609	12.050	34.675	-	235	36	<b>DE Manuf. of pulp, paper, publishing and printing</b>
-	1.041	14.207	-	28	-	<b>DF Manuf. of coke, petroleum products</b>
1.195	20.225	16.308	149	791	-	<b>DG Manuf. of chemicals and ch. prod.</b>
293	10.410	15.563	-	83	5	<b>DH Manuf. of rubber and plastic prod.</b>
1.061	20.719	34.788	-	920	17	<b>DI Manuf. of other non metallic min. prod.</b>
1.786	32.762	60.342	88	760	130	<b>DJ Manuf. of basic metals and metal prod.</b>
157	12.534	9.672	-	738	13	<b>DK Manuf. of machinery and equip.</b>
909	11.400	12.399	-	1.136	-	<b>DL Manuf. of electrical and optical equip.</b>
84	1.639	3.225	-	768	-	<b>DM Manufac. of transport equipment</b>
145	11.765	18.036	14	1.119	62	<b>DN Manufacture n.e.c.</b>
2.303	105.785	201.413	-	7.534	514	<b>E Electricity, gas and water supply</b>
17.128	35.392	70.145	5	451	141	<b>F Construction</b>
25.417	311.025	251.093	2.237	9.302	2.199	<b>G Wholesale and retail trade; repair of motor vehicles, motorcycles and personal household goods</b>
488	47.840	11.533	-	329	9	<b>H Hotels and restaurants</b>
2.627	141.378	275.746	93	14.931	129	<b>I Transport, storage and communication</b>
11.320	49.774	45.071	-	11.622	69	<b>J Financial intermediation</b>
15.810	96.414	46.651	953	4.314	281	<b>K Real estate, renting and business activities</b>
20.538	253.491	68.251	269	20.015	1.266	<b>L Public administration and defense; compulsory social security</b>
2.501	23.308	14.163	2	433	253	<b>M Education</b>
2.350	15.040	47.100	19	237	-	<b>N Health and social work</b>
4.178	18.470	29.537	305	4.839	27	<b>O Other community, social and personal service activities</b>
-	-	-	-	-	-	<b>P Private households with employed persons</b>
-	-	-	-	-	-	<b>Q Extra-territorial organizations and bodies</b>

5. OSTVARENE INVESTICIJE U NOVA STALNA SREDSTVA PREMA DJELATNOSTI INVESTITORA I NAMJENI INVESTICIJA (EU NACE Rev.1.1) U 2005.GODINI  
GROSS FIXED CAPITAL FORMATION IN NEW FIXED ASSETS, BY ACTIVITY OF INVESTOR AND PURPOSE OF INVESTMENT (EU NAVE Rev.1.1) IN 2005

Djelatnost investitora	Ukupno Total	Namjena investicija							
		A	B	C	D	E	F	G	H
		Poljoprivreda, lov i šumarstvo <i>Agriculture, hunting and forestry</i>	Ribarstvo <i>Fishing</i>	Vadenje ruda i kamena <i>Mining and quarrying</i>	Prerađivačka industrija <i>Manufacturing</i>	Proizvodnja i opskrba el.energ. plinom i vodom <i>Electricity</i>	Gradevinarstvo <i>Construction</i>	Trgovina na veliko i malo; popravak motornih vozila i motocikla te predmeta za osobnu upotrebu i kućanstvo <i>Wholesale and retail trade; repair of motor vehicles, motorcycles and personal and household goods</i>	Hoteli i restorani <i>Hotels and restaurants</i>
<b>UKUPNO</b>	<b>3.125.178</b>	<b>45.864</b>	<b>2.220</b>	<b>96.980</b>	<b>617.919</b>	<b>331.172</b>	<b>427.736</b>	<b>583.281</b>	<b>67.151</b>
<b>A Poljoprivreda, lov i šumarstvo</b>	<b>46.798</b>	<b>44.817</b>	-	-	<b>1</b>	-	<b>1.776</b>	-	-
<b>B Ribarstvo</b>	<b>1.374</b>	-	<b>1.359</b>	-	-	-	-	<b>15</b>	-
<b>C Vadenje ruda i kamena</b>	<b>90.370</b>	<b>80</b>	-	<b>88.967</b>	-	-	<b>1.323</b>	-	-
CA Vadenje energetskih sirovina	44.269	-	-	44.269	-	-	-	-	-
CB Vadenje ruda i kamena	46.101	80	-	44.698	-	-	1.323	-	-
<b>D Prerađivačka industrija</b>	<b>640.582</b>	<b>45</b>	-	<b>8.013</b>	<b>613.429</b>	<b>342</b>	<b>7.928</b>	<b>10.771</b>	<b>28</b>
DA Proizvodnja hrane, pića i duhanskih proizvoda	-	-	-	1	183.495	-	692	-	25
DB Proizv. tekstila i tekstilnih proizvoda	12.616	-	-	-	12.516	-	100	-	-
DC Proizv. kože i kožnih proizvoda	37.852	4	-	-	37.845	-	-	3	-
DD Prerada drveta i proizvodi od drveta	37.804	-	-	-	36.697	-	1.094	10	3
DE Proizv. celuloze, papira i proizvoda od papira; izdavačka i tiskarska djel.	48.604	-	-	-	43.108	-	1.498	3.998	-
DF Proizv. koksa, naftnih derivata	15.276	-	-	-	15.276	-	-	-	-
DG Proizv. kemikalija i kem. proizvoda	38.666	-	-	-	38.086	-	580	-	-
DH Proizv. proizvoda od gume i plastike	26.354	-	-	-	26.065	-	289	-	-
DI Proizv. ostalih nemetalnih proizvoda	57.505	-	-	8.012	48.537	-	648	308	-
DJ Proizv. metala i proizvoda od metala	95.868	41	-	-	90.976	-	1.660	3.191	-
DK Proizvodnja strojeva i uređaja	23.112	-	-	-	22.955	-	157	-	-
DL Proizv. električne i optičke opreme	25.844	-	-	-	24.686	-	981	177	-
DM Proizvodnja prijevoznih sredstava	5.715	-	-	-	5.631	-	84	-	-
DN Ostala prerađivačka industrija	31.140	-	-	-	27.556	342	145	3.084	-
<b>E Proizvodnja i opskrba električnom energijom, plinom i vodom</b>	<b>317.549</b>	<b>9</b>	-	-	-	<b>315.094</b>	<b>2.299</b>	-	-
<b>F Gradevinarstvo</b>	<b>123.262</b>	-	-	-	<b>237</b>	-	<b>120.117</b>	<b>1.302</b>	<b>591</b>
<b>G Trgovina na veliko i malo, popravak motornih vozila i motocikla te predmeta za osobnu upotrebu i kućanstvo</b>	<b>601.272</b>	<b>466</b>	<b>861</b>	-	<b>1.782</b>	-	<b>21.327</b>	<b>569.686</b>	<b>6.818</b>
<b>H Hoteli i restorani</b>	<b>60.199</b>	-	-	-	-	-	<b>488</b>	-	<b>59.711</b>
<b>I Prijevoz, skladištenje i veze</b>	<b>434.904</b>	-	-	-	<b>303</b>	-	<b>5.647</b>	<b>1.051</b>	-
<b>J Financijsko posredovanje</b>	<b>117.855</b>	-	-	-	-	<b>350</b>	<b>12.378</b>	-	-
<b>K Poslovanje nekretninama iznajmljivanje i poslovne usluge</b>	<b>164.422</b>	-	-	-	<b>2.061</b>	<b>168</b>	<b>76.124</b>	<b>406</b>	-
<b>L Javna uprava i odbrana; obavezno socijalno osiguranje</b>	<b>363.830</b>	<b>207</b>	-	-	<b>52</b>	<b>15.218</b>	<b>170.600</b>	-	-
<b>M Obrazovanje</b>	<b>40.660</b>	-	-	-	-	-	<b>1.666</b>	-	-
<b>N Zdravstvena i socijalna skrb</b>	<b>64.745</b>	-	-	-	-	-	<b>1.995</b>	<b>28</b>	-
<b>O Ostale javne, komunalne, društvene, socijalne i osobne uslužne djelatnosti</b>	<b>57.356</b>	<b>240</b>	-	-	<b>54</b>	-	<b>4.068</b>	<b>22</b>	<b>3</b>
<b>P Privatna kućanstva sa zaposlenim osobama</b>	-	-	-	-	-	-	-	-	-
<b>Q Eksteritorijalne organizacije i tijela</b>	-	-	-	-	-	-	-	-	-

/ Purpose of investment									Activity of investor
I	J	K	L	M	N	O	P	Q	
Prijevoz, skladištenje i veze <i>Transport, storage and communication</i>	Financijsko posredovanje <i>Financial intermediation</i>	Poslovanje nekretninama iznajmljivanje i poslovne usluge <i>Real estate renting and business activities</i>	Javna uprava i odbrana; obavezno socijalno osiguranje <i>Public administration and defence; compulsory and social security</i>	Obrazovanje <i>Education</i>	Zdravstvena i socijalna skrb <i>Health and social work</i>	Ostale javne, komunalne, društvene, socijalne i osobne uslužne djelatnosti <i>Other community, social and personal service activities</i>	Privatna kućanstva sa zaposlenim osobama <i>Private households with employed persons</i>	Eksteritorijalne organizacije i tijela <i>Extraterritorial organizations and bodies</i>	
429.509	104.896	85.725	155.334	49.588	64.246	63.557	-	-	<b>TOTAL</b>
204	-	-	-	-	-	-	-	-	<b>A Agriculture, hunting and forestry</b>
-	-	-	-	-	-	-	-	-	<b>B Fishing</b>
-	-	-	-	-	-	-	-	-	<b>C Mining and quarrying</b>
-	-	-	-	-	-	-	-	-	<b>CA Mining and quarrying of energy producing materials</b>
-	-	-	-	-	-	-	-	-	<b>CB Mining and quarrying, except of energy producing materials</b>
2	-	24	-	-	-	-	-	-	<b>D Manufacturing</b>
1	-	11	-	-	-	-	-	-	<b>DA Manuf. of food products, beverages and tobacco</b>
-	-	-	-	-	-	-	-	-	<b>DB Manuf. of textiles and textile products</b>
-	-	-	-	-	-	-	-	-	<b>DC Manuf. of leather and leather products</b>
-	-	-	-	-	-	-	-	-	<b>DD Manuf. of wood and wood products</b>
-	-	-	-	-	-	-	-	-	<b>DE Manuf. of pulp, paper, publishing and printing</b>
-	-	-	-	-	-	-	-	-	<b>DF Manuf. of coke, petroleum products</b>
1	-	-	-	-	-	-	-	-	<b>DG Manuf. of chemicals and ch. prod.</b>
-	-	-	-	-	-	-	-	-	<b>DH Manuf. of rubber and plastic prod.</b>
-	-	-	-	-	-	-	-	-	<b>DI Manuf. of other non metallic min. prod.</b>
-	-	-	-	-	-	-	-	-	<b>DJ Manuf. of basic metals and metal prod.</b>
-	-	-	-	-	-	-	-	-	<b>DK Manuf. of machinery and equip.</b>
-	-	-	-	-	-	-	-	-	<b>DL Manuf. of electrical and optical equip.</b>
-	-	-	-	-	-	-	-	-	<b>DM Manufac. of transport equipment</b>
-	-	13	-	-	-	-	-	-	<b>DN Manufacture n.e.c.</b>
-	-	-	-	-	-	147	-	-	<b>E Electricity, gas and water supply</b>
1.015	-	-	-	-	-	-	-	-	<b>F Construction</b>
294	-	38	-	-	-	-	-	-	<b>G Wholesale and retail trade; repair of motor vehicles, motorcycles and personal household goods</b>
-	-	-	-	-	-	-	-	-	<b>H Hotels and restaurants</b>
427.903	-	-	-	-	-	-	-	-	<b>I Transport, storage and communication</b>
-	104.896	-	-	-	-	231	-	-	<b>J Financial intermediation</b>
-	-	85.663	-	-	-	-	-	-	<b>K Real estate, renting and business activities</b>
91	-	-	155.334	10.594	1.524	10.210	-	-	<b>L Public administration and defence; compulsory social security</b>
-	-	-	-	38.994	-	-	-	-	<b>M Education</b>
-	-	-	-	-	62.722	-	-	-	<b>N Health and social work</b>
-	-	-	-	-	-	52.969	-	-	<b>O Other community, social and personal service activities</b>
-	-	-	-	-	-	-	-	-	<b>P Private households with employed persons</b>
-	-	-	-	-	-	-	-	-	<b>Q Extra-territorial organizations and bodies</b>





**RAZINA OBRADJE FEDERACIJA BOSNE I HERCEGOVINE**  
*DATA PROCESSING – LEVEL FEDERATION OF BOSNIA AND HERZEGOVINA*

**TABELE/TABLES**

1. ISPLATE ZA INVESTICIJE U STALNA SREDSTVA PO OSNOVNIM IZVORIMA  
FINANCIRANJA, PREMA DJELATNOSTI INVESTITORA (EU NACE Rev.1.1) U 2005. GODINI

FEDERACIJA BOSNE I HERCEGOVINE  
FEDERATION OF BOSNIA AND HERZEGOVINA

PAYMENTS FOR GROSS FIXED CAPITAL FORMATION, BY MAIN FORMS  
OF INVESTMENT, BY ACTIVITY OF INVESTOR (EU NACE Rev.1.1) IN 2005

u 000 KM  
thousand KM

Djelatnost investitora	Isplaćeno za investicije u stalna sredstva Payments for gross fixed capital formation in fixed assets							Activity of investor
	Ukupno Total	Iz sopstvenih sredstava From own financial assets	Iz udruženih sredstava From joint assets	Iz financijskih kredita From financial credits	Financijski najam-lizing Financial leasing	Iz sredstava proračuna i fondova From assets of budgets and funds	Iz drugih izvora From other sources	
<b>UKUPNO</b>	<b>2.360.902</b>	<b>1.391.398</b>	<b>79.174</b>	<b>574.021</b>	<b>117.649</b>	<b>71.219</b>	<b>127.440</b>	<b>TOTAL</b>
<b>A Poljoprivreda, lov i šumarstvo</b>	<b>37.981</b>	<b>26.738</b>	<b>729</b>	<b>3.517</b>	<b>577</b>	<b>2.281</b>	<b>4.140</b>	<b>A Agriculture, hunting and forestry</b>
<b>B Ribarstvo</b>	<b>1.232</b>	<b>452</b>	<b>-</b>	<b>220</b>	<b>-</b>	<b>-</b>	<b>560</b>	<b>B Fishing</b>
<b>C Vadenje ruda i kamena</b>	<b>56.662</b>	<b>30.179</b>	<b>420</b>	<b>17.642</b>	<b>7.319</b>	<b>-</b>	<b>1.103</b>	<b>C Mining and quarrying</b>
CA Vadenje energetskih sirovina	20.805	6.130	-	11.461	2.587	-	627	CA Mining and quarrying of energy producing materials
CB Vadenje ruda i kamena	35.857	24.049	420	6.180	4.732	-	476	CB Mining and quarrying, except of energy producing materials
<b>D Prerađivačka industrija</b>	<b>534.054</b>	<b>281.927</b>	<b>27.952</b>	<b>177.432</b>	<b>26.535</b>	<b>256</b>	<b>19.952</b>	<b>D Manufacturing</b>
DA Proizvodnja hrane, pića i duhanskih proizvoda	146.243	83.963	4.674	34.740	15.630	-	7.235	DA Manuf. of food products, beverages and tobacco
DB Proizv. tekstila i tekstilnih proizvoda	11.365	7.813	-	2.220	1.055	-	277	DB Manuf. of textiles and textile products
DC Proizv. kože i kožnih proizvoda	34.344	2.324	6.407	25.512	-	14	88	DC Manuf. of leather and leather products
DD Prerada drveta i proizvodi od drveta	33.616	16.980	1.322	9.167	1.590	98	4.459	DD Manuf. of wood and wood products
DE Proizv. celuloze, papira i proizvoda od papira; izdavačka i tiskarska djel.	36.443	22.539	145	11.829	297	-	1.633	DE Manuf. of pulp, paper, publishing and printing
DF Proizv. koks, naftnih derivata	11.321	2.801	-	8.520	-	-	-	DF Manuf. of coke, petroleum products
DG Proizv. kemikalija i kem. proizvoda	36.901	14.282	38	20.195	2.146	-	240	DG Manuf. of chemicals and ch. prod.
DH Proizv. proizvoda od gume i plastike	24.976	13.768	1.172	8.664	811	20	542	DH Manuf. of rubber and plastic prod.
DI Proizv. ostalih nemetalnih proizvoda	49.799	26.383	4.219	16.104	1.943	42	1.106	DI Manuf. of other non metallic min. prod.
DJ Proizv. metala i proizvoda od metala	71.654	39.776	4.567	22.566	2.067	42	2.636	DJ Manuf. of basic metals and metal prod.
DK Proizvodnja strojeva i uređaja	23.040	18.047	1.677	3.157	-	9	151	DK Manuf. of machinery and equip.
DL Proizv. električne i optičke opreme	18.441	13.491	2.554	1.201	384	19	791	DL Manuf. of electrical and optical equip.
DM Proizvodnja prijevoznih sredstava	5.450	3.440	1.179	422	409	-	-	DM Manuf. of transport equipment
DN Ostala prerađivačka industrija	30.463	16.317	-	13.136	202	12	795	DN Manufacture n.e.c.
<b>E Proizvodnja i opskrba električnom energijom, plinom i vodom</b>	<b>189.366</b>	<b>98.631</b>	<b>3.387</b>	<b>63.166</b>	<b>290</b>	<b>4.689</b>	<b>19.202</b>	<b>E Electricity, gas and water supply</b>
<b>F Građevinarstvo</b>	<b>99.795</b>	<b>67.337</b>	<b>4.338</b>	<b>13.591</b>	<b>11.632</b>	<b>44</b>	<b>2.853</b>	<b>F Construction</b>
<b>G Trgovina na veliko i malo, popravak motornih vozila i motocikla te predmeta za osobnu upotrebu i kućanstvo</b>	<b>497.255</b>	<b>276.118</b>	<b>14.913</b>	<b>181.661</b>	<b>17.773</b>	<b>368</b>	<b>6.420</b>	<b>G Wholesale and retail trade; repair of motor vehicles, motorcycles and personal household goods</b>
<b>H Hoteli i restorani</b>	<b>45.893</b>	<b>8.442</b>	<b>3.296</b>	<b>31.263</b>	<b>292</b>	<b>88</b>	<b>2.511</b>	<b>H Hotels and restaurants</b>
<b>I Prijevoz, skladištenje i veze</b>	<b>346.226</b>	<b>225.544</b>	<b>2.228</b>	<b>37.112</b>	<b>46.366</b>	<b>871</b>	<b>34.105</b>	<b>I Transport, storage and communication</b>
<b>J Financijsko posredovanje</b>	<b>87.867</b>	<b>70.320</b>	<b>11.586</b>	<b>4.428</b>	<b>242</b>	<b>571</b>	<b>719</b>	<b>J Financial intermediation</b>
<b>K Poslovanje nekretninama iznajmljivanje i poslovne usluge</b>	<b>150.410</b>	<b>76.478</b>	<b>2.506</b>	<b>26.936</b>	<b>3.009</b>	<b>38.984</b>	<b>2.497</b>	<b>K Real estate, renting and business activities</b>
<b>L Javna uprava i odbrana; obavezno socijalno osiguranje</b>	<b>211.982</b>	<b>177.269</b>	<b>2.104</b>	<b>8.961</b>	<b>1.163</b>	<b>11.585</b>	<b>10.901</b>	<b>L Public administration and defense; compulsory social security</b>
<b>M Obrazovanje</b>	<b>20.548</b>	<b>9.936</b>	<b>555</b>	<b>1.420</b>	<b>-</b>	<b>2.521</b>	<b>6.117</b>	<b>M Education</b>
<b>N Zdravstvena i socijalna skrb</b>	<b>40.402</b>	<b>21.497</b>	<b>73</b>	<b>1.515</b>	<b>938</b>	<b>5.613</b>	<b>10.766</b>	<b>N Health and social work</b>
<b>O Ostale javne, komunalne, društvene, socijalne i osobne uslužne djelatnosti</b>	<b>43.230</b>	<b>22.532</b>	<b>5.087</b>	<b>5.156</b>	<b>1.513</b>	<b>3.347</b>	<b>5.595</b>	<b>O Other community, social and personal service activities</b>
<b>P Privatna kućanstva sa zaposlenim osobama</b>	<b>-</b>	<b>-</b>	<b>-</b>	<b>-</b>	<b>-</b>	<b>-</b>	<b>-</b>	<b>P Private households with employed persons</b>
<b>Q Eksteritorijalne organizacije i tijela</b>	<b>-</b>	<b>-</b>	<b>-</b>	<b>-</b>	<b>-</b>	<b>-</b>	<b>-</b>	<b>Q Extra-territorial organisations and bodies</b>

2. VREMENSKA RAZGRANIČENJA IZMEĐU ISPLATA ZA INVESTICIJE  
FINANCIRANJA, PREMA DJELATNOSTI INVESTITORA (EU NACE Rev.1.1) U 2005. GODINI

FEDERACIJA BOSNE I HERCEGOVINE  
FEDERATION OF BOSNIA AND HERZEGOVINA

TIME DISTINCTION BETWEEN PAYMENTS FOR GROSS FIXED CAPITAL FORMATION AND  
REALIZED GROSS FIXED CAPITAL FORMATION, BY ACTIVITY OF INVESTOR (EU NACE Rev.1.1) IN 2005

u 000 KM  
thousand KM

Djelatnost investitora	Isplaćeno za investicije u 2004.g Payments for GFCF in 2004			Izvršeni a neplaćeni radovi i nabavke u 2004.g Realised but not payed works and purchases in 2004	Vrijednost ostvarenih investicija u 2004.g Gross fixed capital formation in 2004	Activity of investor
	Ukupno Total	Za izvršene radove i nabavke u 2004.g For realised works and purchases in 2004	Za obaveze iz ranijih godina For obligations from previous years			
<b>UKUPNO</b>	<b>2.360.902</b>	<b>2.272.650</b>	<b>88.251</b>	<b>168.794</b>	<b>2.441.445</b>	<b>TOTAL</b>
<b>A Poljoprivreda, lov i šumarstvo</b>	<b>37.981</b>	<b>37.536</b>	<b>446</b>	<b>2.508</b>	<b>40.044</b>	<b>A Agriculture, hunting and forestry</b>
<b>B Ribarstvo</b>	<b>1.232</b>	<b>1.226</b>	<b>7</b>	<b>174</b>	<b>1.400</b>	<b>B Fishing</b>
<b>C Vadenje ruda i kamena</b>	<b>56.662</b>	<b>55.333</b>	<b>1.328</b>	<b>11.839</b>	<b>67.171</b>	<b>C Mining and quarrying</b>
CA Vadenje energetskih sirovina	20.805	20.147	658	8.376	28.522	CA Mining and quarrying of energy producing materials
CB Vadenje ruda i kamena	35.856	35.186	670	3.463	38.649	CB Mining and quarrying, except of energy producing materials
<b>D Prerađivačka industrija</b>	<b>534.054</b>	<b>509.020</b>	<b>25.035</b>	<b>46.676</b>	<b>555.697</b>	<b>D Manufacturing</b>
DA Proizvodnja hrane, pića i duhanskih proizvoda	146.243	145.005	1.238	9.747	154.752	DA Manuf. of food products, beverages and tobacco
DB Proizv. tekstila i tekstilnih proizvoda	11.365	11.319	46	679	11.998	DB Manuf. of textiles and textile products
DC Proizv. kože i kožnih proizvoda	34.344	34.344	-	106	34.450	DC Manuf. of leather and leather products
DD Prerada drveta i proizvodi od drveta	33.615	31.444	2.171	1.892	33.336	DD Manuf. of wood and wood products
DE Proizv. celuloze, papira i proizvoda od papira; izdavačka i tiskarska djel.	36.443	34.959	1.484	3.759	38.718	DE Manuf. of pulp, paper, publishing and printing
DF Proizv. koksa, naftnih derivata	11.321	11.321	-	3.720	15.041	DF Manuf. of coke, petroleum products
DG Proizv. kemikalija i kem. proizvoda	36.901	32.162	4.739	3.160	35.322	DG Manuf. of chemicals and ch. prod.
DH Proizv. proizvoda od gume i plastike	24.976	24.683	293	467	25.151	DH Manuf. of rubber and plastic prod.
DI Proizv. ostalih nemetalnih proizvoda	49.799	45.325	4.474	10.939	56.264	DI Manuf. of other non metallic min. prod.
DJ Proizv. metala i proizvoda od metala	71.654	62.442	9.212	8.594	71.036	DJ Manuf. of basic metals and metal prod.
DK Proizvodnja strojeva i uređaja	23.040	22.943	97	170	23.113	DK Manuf. of machinery and equip.
DL Proizv. električne i optičke opreme	18.441	18.396	45	914	19.310	DL Manuf. of electrical and optical equip.
DM Proizvodnja prijevoznih sredstava	5.450	5.450	-	482	5.932	DM Manuf. of transport equipment
DN Ostala prerađivačka industrija	30.463	29.227	1.236	2.047	31.274	DN Manufacture n.e.c.
<b>E Proizvodnja i opskrba električnom energijom, plinom i vodom</b>	<b>187.366</b>	<b>157.351</b>	<b>30.015</b>	<b>37.345</b>	<b>194.695</b>	<b>E Electricity, gas and water supply</b>
<b>F Građevinarstvo</b>	<b>99.795</b>	<b>99.208</b>	<b>587</b>	<b>5.390</b>	<b>104.599</b>	<b>F Construction</b>
<b>G Trgovina na veliko i malo, popravak motornih vozila i motocikla te predmeta za osobnu upotrebu i kućanstvo</b>	<b>497.255</b>	<b>491.462</b>	<b>5.793</b>	<b>20.854</b>	<b>512.316</b>	<b>G Wholesale and retail trade; repair of motor vehicles, motorcycles and personal household goods</b>
<b>H Hoteli i restorani</b>	<b>45.893</b>	<b>45.578</b>	<b>315</b>	<b>4.134</b>	<b>49.712</b>	<b>H Hotels and restaurants</b>
<b>I Prijevoz, skladištenje i veze</b>	<b>346.226</b>	<b>333.306</b>	<b>12.920</b>	<b>11.566</b>	<b>344.872</b>	<b>I Transport, storage and communication</b>
<b>J Financijsko posredovanje</b>	<b>87.867</b>	<b>86.744</b>	<b>1.122</b>	<b>3.572</b>	<b>90.317</b>	<b>J Financial intermediation</b>
<b>K Poslovanje nekretninama iznajmljivanje i poslovne usluge</b>	<b>150.409</b>	<b>149.106</b>	<b>1.302</b>	<b>4.922</b>	<b>154.029</b>	<b>K Real estate, renting and business activities</b>
<b>L Javna uprava i odbrana; obavezno socijalno osiguranje</b>	<b>211.982</b>	<b>207.133</b>	<b>4.849</b>	<b>7.003</b>	<b>214.136</b>	<b>L Public administration and defense; compulsory social security</b>
<b>M Obrazovanje</b>	<b>20.548</b>	<b>20.099</b>	<b>449</b>	<b>1.549</b>	<b>21.648</b>	<b>M Education</b>
<b>N Zdravstvena i socijalna skrb</b>	<b>40.402</b>	<b>37.075</b>	<b>3.327</b>	<b>9.596</b>	<b>46.671</b>	<b>N Health and social work</b>
<b>O Ostale javne, komunalne, društvene, socijalne i osobne uslužne djelatnosti</b>	<b>43.229</b>	<b>42.472</b>	<b>757</b>	<b>1.667</b>	<b>44.140</b>	<b>O Other community, social and personal service activities</b>
<b>P Privatna kućanstva sa zaposlenim osobama</b>	-	-	-	-	-	<b>P Private households with employed persons</b>
<b>Q Eksteritorijalne organizacije i tijela</b>	-	-	-	-	-	<b>Q Extra-territorial organisations and bodies</b>

3.1 TEHNIČKA STRUKTURA OSTVARENH INVESTICIJA U STALNA SREDSTVA,  
PREMA DJELATNOSTI INVESTITORA (EU NACE Rev.1.1) U 2005.GODINI

FEDERACIJA BOSNE I HERCEGOVINE  
FEDERATION OF BOSNIA AND HERZEGOVINA

TECHNICAL STRUCTURE OF GROSS FIXED CAPITAL FORMATION IN FIXED ASSETS  
BY ACTIVITY OF INVESTOR (EU NACE Rev. 1.1) IN 2005

u 000 KM  
thousand KM

Djelatnost investitora	Ukupno Total	Materijalna (opipljiva) stalna sredstva Tangible fixed assets				Nematerijalna (neopipljiva) stalna sredstva Intangible fixed assets	Troškovi prijenosa vlasništva zemljišta Costs of transactions of land	Activity of investor
		Svega Total	Gradevinski objekti i prostori Construction work	Strojevi, oprema i transportna sredstva Machinery, transport and other equipment	Ostala opipljiva stalna sredstva Other tangible fixed assets			
<b>UKUPNO</b>	<b>2.441.445</b>	<b>2.366.980</b>	<b>1.113.495</b>	<b>1.236.657</b>	<b>16.827</b>	<b>69.795</b>	<b>4.670</b>	<b>TOTAL</b>
<b>A Poljoprivreda, lov i šumarstvo</b>	<b>40.044</b>	<b>39.690</b>	<b>13.733</b>	<b>13.048</b>	<b>12.910</b>	<b>322</b>	<b>32</b>	<b>A Agriculture, hunting and forestry</b>
<b>B Ribarstvo</b>	<b>1.400</b>	<b>1.368</b>	<b>675</b>	<b>554</b>	<b>139</b>	<b>33</b>	<b>-</b>	<b>B Fishing</b>
<b>C Vadenje ruda i kamena</b>	<b>67.172</b>	<b>65.826</b>	<b>10.248</b>	<b>55.559</b>	<b>19</b>	<b>1.343</b>	<b>3</b>	<b>C Mining and quarrying</b>
CA Vadenje energetskih sirovina	28.523	28.194	4.369	23.808	17	329	-	CA Mining and quarrying of energy producing materials
CB Vadenje ruda i kamena	38.649	37.632	5.879	31.751	2	1.014	3	CB Mining and quarrying, except of energy producing materials
<b>D Prerađivačka industrija</b>	<b>555.695</b>	<b>546.512</b>	<b>223.907</b>	<b>320.546</b>	<b>2.059</b>	<b>8.638</b>	<b>545</b>	<b>D Manufacturing</b>
DA Proizvodnja hrane, pića i duhanskih proizvoda	154.752	152.429	52.628	97.961	1.840	2.069	253	DA Manuf. of food products, beverages and tobacco
DB Proizv. tekstila i tekstilnih proizvoda	11.998	11.886	5.053	6.833	-	110	3	DB Manuf. of textiles and textile products
DC Proizv. kože i kožnih proizvoda	34.450	34.426	31.657	2.769	-	25	-	DC Manuf. of leather and leather products
DD Prerada drveta i proizvodi od drveta	33.337	33.125	11.230	21.823	72	87	125	DD Manuf. of wood and wood products
DE Proizv. celuloze, papira i proizvoda od papira; izdavačka i tiskarska djel.	38.718	38.505	11.278	27.227	-	192	19	DE Manuf. of pulp, paper, publishing and printing
DF Proizv. koksa, naftnih derivata	15.041	15.013	1.041	13.972	-	28	-	DF Manuf. of coke, petroleum products
DG Proizv. kemikalija i kem. proizvoda	35.322	34.541	18.840	15.654	47	780	-	DG Manuf. of chemicals and ch. prod.
DH Proizv. proizvoda od gume i plastike	25.151	25.047	9.415	15.632	-	99	5	DH Manuf. of rubber and plastic prod.
DI Proizv. ostalih nemetalnih proizvoda	56.264	55.399	19.742	35.657	-	847	17	DI Manuf. of other non metallic min. prod.
DJ Proizv. metala i proizvoda od metala	71.036	70.278	24.767	45.423	88	699	60	DJ Manuf. of basic metals and metal prod.
DK Proizvodnja strojeva i uređaja	23.113	22.363	12.779	9.584	-	738	13	DK Manuf. of machinery and equip.
DL Proizv. električne i optičke opreme	19.310	18.266	9.445	8.821	-	1.045	-	DL Manuf. of electrical and optical equip.
DM Proizvodnja prijevoznih sredstava	5.932	5.164	2.093	3.071	-	768	-	DM Manuf. of transport equipment
DN Ostala prerađivačka industrija	31.274	30.071	13.940	16.119	12	1.151	51	DN Manufacture n.e.c.
<b>E Proizvodnja i opskrba električnom energijom, plinom i vodom</b>	<b>194.695</b>	<b>189.126</b>	<b>76.053</b>	<b>113.073</b>	<b>-</b>	<b>5.055</b>	<b>514</b>	<b>E Electricity, gas and water supply</b>
<b>F Građevinarstvo</b>	<b>104.599</b>	<b>104.075</b>	<b>39.616</b>	<b>64.456</b>	<b>3</b>	<b>435</b>	<b>89</b>	<b>F Construction</b>
<b>G Trgovina na veliko i malo, popravak motornih vozila i motocikla te predmeta za osobnu upotrebu i kućanstvo</b>	<b>512.316</b>	<b>502.239</b>	<b>283.513</b>	<b>218.407</b>	<b>319</b>	<b>8.265</b>	<b>1.812</b>	<b>G Wholesale and retail trade; repair of motor vehicles, motorcycles and personal household goods</b>
<b>H Hoteli i restorani</b>	<b>49.712</b>	<b>49.586</b>	<b>40.941</b>	<b>8.645</b>	<b>-</b>	<b>122</b>	<b>3</b>	<b>H Hotels and restaurants</b>
<b>I Prijevoz, skladištenje i veze</b>	<b>344.872</b>	<b>331.042</b>	<b>74.695</b>	<b>256.277</b>	<b>70</b>	<b>13.743</b>	<b>87</b>	<b>I Transport, storage and communication</b>
<b>J Financijsko posredovanje</b>	<b>90.317</b>	<b>80.353</b>	<b>45.713</b>	<b>34.640</b>	<b>-</b>	<b>9.899</b>	<b>65</b>	<b>J Financial intermediation</b>
<b>K Poslovanje nekretninama, iznajmljivanje i poslovne usluge</b>	<b>154.029</b>	<b>150.751</b>	<b>108.125</b>	<b>41.677</b>	<b>949</b>	<b>3.018</b>	<b>260</b>	<b>K Real estate, renting and business activities</b>
<b>L Javna uprava i odbrana; obavezno socijalno osiguranje</b>	<b>214.136</b>	<b>199.280</b>	<b>160.678</b>	<b>38.518</b>	<b>84</b>	<b>13.624</b>	<b>1.233</b>	<b>L Public administration and defense; compulsory social security</b>
<b>M Obrazovanje</b>	<b>21.648</b>	<b>21.329</b>	<b>11.957</b>	<b>9.372</b>	<b>-</b>	<b>312</b>	<b>5</b>	<b>M Education</b>
<b>N Zdravstvena i socijalna skrb</b>	<b>46.671</b>	<b>46.466</b>	<b>8.050</b>	<b>38.416</b>	<b>-</b>	<b>205</b>	<b>-</b>	<b>N Health and social work</b>
<b>O Ostale javne, komunalne, društvene, socijalne i osobne uslužne djelatnosti</b>	<b>44.140</b>	<b>39.338</b>	<b>15.592</b>	<b>23.471</b>	<b>275</b>	<b>4.781</b>	<b>22</b>	<b>O Other community, social and personal service activities</b>
<b>P Privatna kućanstva sa zaposlenim osobama</b>	<b>-</b>	<b>-</b>	<b>-</b>	<b>-</b>	<b>-</b>	<b>-</b>	<b>-</b>	<b>P Private households with employed persons</b>
<b>Q Eksteritorijalne organizacije i tijela</b>	<b>-</b>	<b>-</b>	<b>-</b>	<b>-</b>	<b>-</b>	<b>-</b>	<b>-</b>	<b>Q Extra-territorial organisations and bodies</b>

3.2 TEHNIČKA STRUKTURA OSTVARENIH INVESTICIJA U NOVA STALNA SREDSTVA,  
PREMA DJELATNOSTI INVESTITORA (EU NACE Rev.1.1) U 2005. GODINI

FEDERACIJA BOSNE I HERCEGOVINE  
FEDERATION OF BOSNIA AND HERZEGOVINA

TECHNICAL STRUCTURE OF GROSS FIXED CAPITAL FORMATION IN NEW FIXED ASSETS  
BY ACTIVITY OF INVESTOR (EU NACE Rev. 1.1) IN 2005

u 000 KM  
thousand KM

Djelatnost investitora	Ukupno Total	Materijalna (opipljiva) stalna sredstva Tangible fixed assets				Nematerijalna (neopipljiva) stalna sredstva Intangible fixed assets	Troškovi prijenosa vlasništva zemljišta Costs of transactions of land	Activity of investor
		Svega Total	Gradevinski objekti i prostori Construction work	Strojevi, oprema i transportna sredstva Machinery, transport and other equipment	Ostala opipljiva stalna sredstva Other tangible fixed assets			
<b>UKUPNO</b>	<b>2.210.647</b>	<b>2.136.561</b>	<b>1.039.760</b>	<b>1.080.313</b>	<b>16.488</b>	<b>69.415</b>	<b>4.671</b>	<b>TOTAL</b>
<b>A Poljoprivreda, lov i šumarstvo</b>	<b>28.436</b>	<b>28.082</b>	<b>6.248</b>	<b>9.183</b>	<b>12.651</b>	<b>322</b>	<b>32</b>	<b>A Agriculture, hunting and forestry</b>
<b>B Ribarstvo</b>	<b>1.027</b>	<b>1.027</b>	<b>660</b>	<b>228</b>	<b>139</b>	<b>-</b>	<b>-</b>	<b>B Fishing</b>
<b>C Vadenje ruda i kamena</b>	<b>61.006</b>	<b>59.662</b>	<b>9.561</b>	<b>50.082</b>	<b>19</b>	<b>1.341</b>	<b>3</b>	<b>C Mining and quarrying</b>
CA Vadenje energetskih sirovina	28.048	27.720	4.369	23.334	17	329	0	CA Mining and quarrying of energy producing materials
CB Vadenje ruda i kamena	32.958	31.942	5.192	26.748	2	1.012	3	CB Mining and quarrying, except of energy producing materials
<b>D Prerađivačka industrija</b>	<b>505.853</b>	<b>496.717</b>	<b>205.385</b>	<b>289.345</b>	<b>1.987</b>	<b>8.590</b>	<b>546</b>	<b>D Manufacturing</b>
DA Proizvodnja hrane, pića i duhanskih proizvoda	141.906	139.584	44.793	92.951	1.840	2.069	253	DA Manuf. of food products, beverages and tobacco
DB Proizv. tekstila i tekstilnih proizvoda	10.554	10.441	4.980	5.461	-	110	3	DB Manuf. of textiles and textile products
DC Proizv. kože i kožnih proizvoda	32.588	32.563	30.951	1.612	-	25	0	DC Manuf. of leather and leather products
DD Prerada drveta i proizvodi od drveta	27.090	26.878	10.796	16.082	-	87	125	DD Manuf. of wood and wood products
DE Proizv. celuloze, papira i proizvoda od papira; izdavačka i tiskarska djel.	37.144	36.933	11.071	25.862	-	192	19	DE Manuf. of pulp, paper, publishing and printing
DF Proizv. koksa, naftnih derivata	14.935	14.907	1.041	13.866	-	28	0	DF Manuf. of coke, petroleum products
DG Proizv. kemikalija i kem. proizvoda	34.501	33.721	18.800	14.874	47	780	0	DG Manuf. of chemicals and ch. prod.
DH Proizv. proizvoda od gume i plastike	22.368	22.280	9.348	12.932	-	83	5	DH Manuf. of rubber and plastic prod.
DI Proizv. ostalih nemetalnih proizvoda	52.297	51.433	19.389	32.044	-	847	17	DI Manuf. of other non metallic min. prod.
DJ Proizv. metala i proizvoda od metala	63.806	63.047	20.725	42.234	88	699	60	DJ Manuf. of basic metals and metal prod.
DK Proizvodnja strojeva i uređaja	22.297	21.546	12.587	8.959	-	738	13	DK Manuf. of machinery and equip.
DL Proizv. električne i optičke opreme	18.759	17.714	9.392	8.322	-	1.045	0	DL Manuf. of electrical and optical equip.
DM Proizvodnja prijevoznih sredstava	5.210	4.442	1.607	2.835	-	768	0	DM Manuf. of transport equipment
DN Ostala prerađivačka industrija	22.398	21.228	9.905	11.311	12	1.119	51	DN Manufacture n.e.c.
<b>E Proizvodnja i opskrba električnom energijom, plinom i vodom</b>	<b>193.414</b>	<b>187.896</b>	<b>75.480</b>	<b>112.416</b>	<b>-</b>	<b>5.004</b>	<b>514</b>	<b>E Electricity, gas and water supply</b>
<b>F Građevinarstvo</b>	<b>81.687</b>	<b>81.220</b>	<b>32.234</b>	<b>48.986</b>	<b>-</b>	<b>378</b>	<b>89</b>	<b>F Construction</b>
<b>G Trgovina na veliko i malo, popravak motornih vozila i motocikla te predmeta za osobnu upotrebu i kućanstvo</b>	<b>459.758</b>	<b>449.754</b>	<b>263.523</b>	<b>185.912</b>	<b>319</b>	<b>8.192</b>	<b>1.812</b>	<b>G Wholesale and retail trade; repair of motor vehicles, motorcycles and personal household goods</b>
H Hoteli i restorani	48.842	48.717	40.698	8.019	-	122	3	H Hotels and restaurants
I Prijevoz, skladištenje i veze	287.677	273.934	73.918	199.946	70	13.656	87	I Transport, storage and communication
J Financijsko posredovanje	84.938	74.974	40.602	34.372	-	9.899	65	J Financial intermediation
K Poslovanje nekretninama iznajmljivanje i poslovne usluge	135.123	131.873	95.815	35.109	949	2.990	260	K Real estate, renting and business activities
L Javna uprava i odbrana; obavezno socijalno osiguranje	213.882	199.025	160.675	38.266	84	13.624	1.233	L Public administration and defense; compulsory social security
M Obrazovanje	21.291	20.975	11.931	9.044	-	311	5	M Education
N Zdravstvena i socijalna skrb	46.161	45.956	7.855	38.101	-	205	-	N Health and social work
O Ostale javne, komunalne, društvene, socijalne i osobne uslužne djelatnosti	41.552	36.749	15.175	21.304	270	4.781	22	O Other community, social and personal service activities
P Privatna kućanstva sa zaposlenim osobama	-	-	-	-	-	-	-	P Private households with employed persons
Q Eksteritorijalne organizacije i tijela	-	-	-	-	-	-	-	Q Extra-territorial organisations and bodies

4. OSTVARENE INVESTICIJE U NOVA STALNA SREDSTVA PREMA KARAKTERU IZGRADNJE I TEHNIČKOJ STRUKTURI, PREMA DJELATNOSTI INVESTITORA (EU NACE Rev.1.1) U 2005. GODINI

GROSS FIXED CAPITAL FORMATION IN NEW FIXED ASSETS, BY KIND OF CONSTRUCTION AND TECHNICAL COMPOSITION; BY ACTIVITY OF INVESTOR (EU NACE Rev.1.1) IN 2005

Djelatnost investitora	Ostvarene investicije u <u>nova</u> stalna sredstva <i>Gross fixed capital formation in <u>new</u> fixed assets</i>	Karakter izgradnje <i>Kind of construction</i>			Dio ukupnih investicija u zaštitu životne sredine <i>Part of gross fixed capital formation for protection of the environment</i>
		Izgradnja novih kapaciteta <i>New capacities</i>	Rekonstrukcija, modernizacija, dogradnja i proširenje <i>Reconstruction, renovation, upgrade and expansion</i>	Održavanje nivoa postojećih kapaciteta <i>Maintenance existing level of capacities</i>	
<b>UKUPNO</b>	<b>2.210.646</b>	<b>1.155.953</b>	<b>823.713</b>	<b>230.980</b>	<b>11.056</b>
<b>A Poljoprivreda, lov i šumarstvo</b>	<b>28.437</b>	<b>15.100</b>	<b>8.630</b>	<b>4.707</b>	<b>3.507</b>
<b>B Ribarstvo</b>	<b>1.027</b>	<b>129</b>	<b>888</b>	<b>10</b>	<b>-</b>
<b>C Vadenje ruda i kamena</b>	<b>61.006</b>	<b>32.244</b>	<b>17.507</b>	<b>11.255</b>	<b>-</b>
CA Vadenje energetskih sirovina	28.048	15.585	2.431	10.032	-
CB Vadenje ruda i kamena	32.958	16.659	15.076	1.223	-
<b>D Prerađivačka industrija</b>	<b>505.856</b>	<b>315.503</b>	<b>158.052</b>	<b>32.301</b>	<b>1.642</b>
DA Proizvodnja hrane, pića i duhanskih proizvoda	141.907	89.388	46.636	5.883	467
DB Proizv. tekstila i tekstilnih proizvoda	10.553	3.672	5.118	1.763	-
DC Proizv. kože i kožnih proizvoda	32.588	30.942	1.440	206	-
DD Prerada drveta i proizvodi od drveta	27.090	15.085	8.839	3.166	-
DE Proizv. celuloze, papira i proizvoda od papira; izdavačka i tiskarska djel.	37.146	17.634	10.908	8.604	-
DF Proizv. koksa, naftnih derivata	14.935	14.879	56	-	-
DG Proizv. kemikalija i kem. proizvoda	34.501	29.470	4.359	672	-
DH Proizv. proizvoda od gume i plastike	22.368	12.840	8.054	1.474	-
DI Proizv. ostalih nemetalnih proizvoda	52.298	31.141	19.919	1.238	161
DJ Proizv. metala i proizvoda od metala	63.806	31.314	29.816	2.676	740
DK Proizvodnja strojeva i uređaja	22.297	12.134	8.650	1.513	11
DL Proizv. električne i optičke opreme	18.759	6.516	9.119	3.124	-
DM Proizvodnja prijevoznih sredstava	5.210	3.998	867	345	2
DN Ostala prerađivačka industrija	22.398	16.490	4.271	1.637	261
<b>E Proizvodnja i opskrba električnom energijom, plinom i vodom</b>	<b>193.413</b>	<b>80.992</b>	<b>55.616</b>	<b>56.805</b>	<b>1.626</b>
<b>F Građevinarstvo</b>	<b>81.687</b>	<b>32.467</b>	<b>36.902</b>	<b>12.318</b>	<b>-</b>
<b>G Trgovina na veliko i malo, popravak motornih vozila i motocikla te predmeta za osobnu upotrebu i kućanstvo</b>	<b>459.757</b>	<b>268.831</b>	<b>148.176</b>	<b>42.750</b>	<b>826</b>
<b>H Hoteli i restorani</b>	<b>48.842</b>	<b>34.678</b>	<b>11.339</b>	<b>2.825</b>	<b>183</b>
<b>I Prijevoz, skladištenje i veze</b>	<b>287.676</b>	<b>190.531</b>	<b>79.637</b>	<b>17.508</b>	<b>-</b>
<b>J Financijsko posredovanje</b>	<b>84.936</b>	<b>25.271</b>	<b>55.880</b>	<b>3.785</b>	<b>-</b>
<b>K Poslovanje nekretninama iznajmljivanje i poslovne usluge</b>	<b>135.122</b>	<b>81.688</b>	<b>41.841</b>	<b>11.593</b>	<b>-</b>
<b>L Javna uprava i odbrana; obavezno socijalno osiguranje</b>	<b>213.881</b>	<b>33.918</b>	<b>157.670</b>	<b>22.293</b>	<b>3.146</b>
<b>M Obrazovanje</b>	<b>21.292</b>	<b>5.972</b>	<b>11.184</b>	<b>4.136</b>	<b>-</b>
<b>N Zdravstvena i socijalna skrb</b>	<b>46.162</b>	<b>17.788</b>	<b>23.664</b>	<b>4.710</b>	<b>-</b>
<b>O Ostale javne, komunalne, društvene, socijalne i osobne uslužne djelatnosti</b>	<b>41.552</b>	<b>20.841</b>	<b>16.727</b>	<b>3.984</b>	<b>126</b>
<b>P Privatna kućanstva sa zaposlenim osobama</b>	<b>-</b>	<b>-</b>	<b>-</b>	<b>-</b>	<b>-</b>
<b>Q Eksteritorijalne organizacije i tijela</b>	<b>-</b>	<b>-</b>	<b>-</b>	<b>-</b>	<b>-</b>

Tehnička struktura Technical composition						Activity of investor
Stambene zgrade i prostori Dwellings	Ostali građevinski radovi Other construction work	Strojevi, oprema i transportna sredstva Machinery, transport and other equipment	Ostala opipljiva stalna sredstva Other tangible fixed assets	Nematerijalna (neopipljiva) stalna sredstva Intangible fixed assets	Troškovi prijenosa vlasništva zemljišta Costs of transaction of land	
46.372	993.388	1.080.316	16.400	69.415	4.671	<b>TOTAL</b>
360	5.888	9.183	12.651	322	32	<b>A Agriculture, hunting and forestry</b>
-	660	228	139	-	-	<b>B Fishing</b>
1.061	8.500	50.082	19	1.341	3	<b>C Mining and quarrying</b>
-	4.369	23.333	17	329	-	<i>CA Mining and quarrying of energy producing materials</i>
1.061	4.131	26.749	2	1.012	3	<i>CB Mining and quarrying, except of energy producing materials</i>
3.198	202.186	289.348	1.899	8.590	546	<b>D Manufacturing</b>
279	44.514	92.952	1.840	2.069	253	<i>DA Manuf. of food products, beverages and tobacco</i>
22	4.958	5.462	-	110	3	<i>DB Manuf. of textiles and textile products</i>
-	30.951	1.612	-	25	-	<i>DC Manuf. of leather and leather products</i>
767	10.029	16.081	-	87	125	<i>DD Manuf. of wood and wood products</i>
92	10.979	25.862	-	192	19	<i>DE Manuf. of pulp, paper, publishing and printing</i>
-	1.041	13.866	-	28	-	<i>DF Manuf. of coke, petroleum products</i>
149	18.650	14.874	47	780	-	<i>DG Manuf. of chemicals and ch. prod.</i>
289	9.060	12.932	-	83	5	<i>DH Manuf. of rubber and plastic prod.</i>
406	18.983	32.045	-	847	17	<i>DI Manuf. of other non metallic min. prod.</i>
316	20.409	42.234	88	699	60	<i>DJ Manuf. of basic metals and metal prod.</i>
113	12.474	8.959	-	738	13	<i>DK Manuf. of machinery and equip.</i>
691	8.701	8.322	-	1.045	-	<i>DL Manuf. of electrical and optical equip.</i>
-	1.607	2.835	-	768	-	<i>DM Manufac. of transport equipment</i>
74	9.830	11.312	12	1.119	51	<i>DN Manufacture n.e.c.</i>
630	74.850	112.416	-	5.004	514	<b>E Electricity, gas and water supply</b>
7.456	24.779	48.986	-	378	89	<b>F Construction</b>
8.164	255.359	185.912	319	8.192	1.812	<b>G Wholesale and retail trade; repair of motor vehicles, motorcycles and personal household goods</b>
159	40.539	8.019	-	122	3	<b>H Hotels and restaurants</b>
2.070	71.847	199.946	70	13.656	87	<b>I Transport, storage and communication</b>
6.687	33.915	34.372	-	9.899	65	<b>J Financial intermediation</b>
6.830	88.985	35.108	949	2.990	260	<b>K Real estate, renting and business activities</b>
6.197	154.478	38.266	84	13.624	1.233	<b>L Public administration and defense; compulsory social security</b>
413	11.519	9.044	-	311	5	<b>M Education</b>
161	7.694	38.102	-	205	-	<b>N Health and social work</b>
2.986	12.189	21.304	270	4.781	22	<b>O Other community, social and personal service activities</b>
-	-	-	-	-	-	<b>P Private households with employed persons</b>
-	-	-	-	-	-	<b>Q Extra-territorial organizations and bodies</b>





**RAZINA OBRADJE REPUBLIKA SRPSKA**  
*DATA PROCESSING – LEVEL REPUBLIC OF SRPSKA*

**TABELE/TABLES**

**I. ISPLATE ZA INVESTICIJE U STALNA SREDSTVA PO OSNOVNIM IZVORIMA  
FINANCIRANJA, PREMA DJELATNOSTI INVESTITORA (EU NACE Rev.1.1) U 2005. GODINI**

**REPUBLIKA SRPSKA  
REPUBLIC OF SRPSKA**

*PAYMENTS FOR GROSS FIXED CAPITAL FORMATION, BY MAIN FORMS  
OF INVESTMENT, BY ACTIVITY OF INVESTOR (EU NACE Rev.1.1) IN 2005*

u 000 KM  
thousand KM

Djelatnost investitora	Isplaćeno za investicije u stalna sredstva <i>Payments for gross fixed capital formation in fixed assets</i>							Activity of investor
	Ukupno <i>Total</i>	Iz sopstvenih sredstava <i>From own financial assets</i>	Iz udruženih sredstava <i>From joint assets</i>	Iz financijskih kredita <i>From financial credits</i>	Financijski najam-lizing <i>Financial leasing</i>	Iz sredstava proračuna i fondova <i>From assets of budgets and funds</i>	Iz drugih izvora <i>From other sources</i>	
<b>UKUPNO</b>	<b>978.730</b>	<b>499.613</b>	<b>40.424</b>	<b>232.446</b>	<b>38.741</b>	<b>54.532</b>	<b>112.974</b>	<b>TOTAL</b>
<b>A Poljoprivreda, lov i šumarstvo</b>	<b>20.218</b>	<b>12.003</b>	<b>2.044</b>	<b>3.728</b>	<b>1.147</b>	<b>774</b>	<b>522</b>	<b>A Agriculture, hunting and forestry</b>
<b>B Ribarstvo</b>	<b>352</b>	<b>240</b>	<b>-</b>	<b>44</b>	<b>-</b>	<b>-</b>	<b>68</b>	<b>B Fishing</b>
<b>C Vadenje ruda i kamena <sup>1</sup></b>	<b>31.837</b>	<b>9.421</b>	<b>16.221</b>	<b>1.845</b>	<b>3.590</b>	<b>-</b>	<b>760</b>	<b>C Mining and quarrying <sup>1</sup></b>
CA Vadenje energetskih sirovina								CA Mining and quarrying of energy producing materials
CB Vadenje ruda i kamena								CB Mining and quarrying, except of energy producing materials
<b>D Prerađivačka industrija</b>	<b>147.937</b>	<b>70.121</b>	<b>11.956</b>	<b>35.625</b>	<b>12.249</b>	<b>167</b>	<b>17.819</b>	<b>D Manufacturing</b>
DA Proizvodnja hrane, pića i duhanskih proizvoda	39.829	21.129	4.716	7.064	5.177	155	1.588	DA Manuf. of food products, beverages and tobacco
DB Proizv. tekstila i tekstilnih proizvoda	2.354	1.448	26	209	27	-	644	DB Manuf. of textiles and textile products
DC Proizv. kože i kožnih proizvoda	6.861	763	4.318	1.085	695	-	0	DC Manuf. of leather and leather products
DD Prerada drveta i proizvodi od drveta	14.131	9.127	-	3.128	1.558	12	306	DD Manuf. of wood and wood products
DE Proizv. celuloze, papira i proizvoda od papira; izdavačka i tiskarska djel.	10.427	5.767	-	3.351	730	0	579	DE Manuf. of pulp, paper, publishing and printing
DF Proizv. koksa, naftnih derivata	341	341	-	-	-	-	-	DF Manuf. of coke, petroleum products
DG Proizv. kemikalija i kem. proizvoda	3.664	2.994	142	528	-	-	-	DG Manuf. of chemicals and ch. prod.
DH Proizv. proizvoda od gume i plastike	4.584	3.597	54	266	580	-	87	DH Manuf. of rubber and plastic prod.
DI Proizv. ostalih nemetalnih proizvoda	6.973	2.252	1.348	2.350	879	-	144	DI Manuf. of other non metallic min. prod.
DJ Proizv. metala i proizvoda od metala	44.197	14.329	1.257	13.274	923	-	14.414	DJ Manuf. of basic metals and metal prod.
DK Proizvodnja strojeva i uređaja	716	636	0	14	64	-	2	DK Manuf. of machinery and equip.
DL Proizv. električne i optičke opreme	7.111	3.782	0	1.779	1.550	-	0	DL Manuf. of electrical and optical equip.
DM Proizvodnja prijevoznih sredstava	543	367	0	100	44	-	32	DM Manufac. of transport equipment
DN Ostala prerađivačka industrija	6.206	3.589	95	2.477	22	-	23	DN Manufacture n.e.c.
<b>E Proizvodnja i opskrba električnom energijom, plinom i vodom</b>	<b>124.742</b>	<b>71.095</b>	<b>508</b>	<b>40.531</b>	<b>897</b>	<b>2.241</b>	<b>9.470</b>	<b>E Electricity, gas and water supply</b>
<b>F Građevinarstvo</b>	<b>40.051</b>	<b>29.363</b>	<b>1.216</b>	<b>6.368</b>	<b>2.546</b>	<b>526</b>	<b>32</b>	<b>F Construction</b>
<b>G Trgovina na veliko i malo, popravak motornih vozila i motocikla te predmeta za osobnu upotrebu i kućanstvo</b>	<b>153.111</b>	<b>82.823</b>	<b>2.296</b>	<b>53.996</b>	<b>10.212</b>	<b>493</b>	<b>3.291</b>	<b>G Wholesale and retail trade; repair of motor vehicles, motorcycles and personal household goods</b>
<b>H Hoteli i restorani</b>	<b>12.208</b>	<b>1.734</b>	<b>1.816</b>	<b>6.933</b>	<b>100</b>	<b>-</b>	<b>1.625</b>	<b>H Hotels and restaurants</b>
<b>I Prijevoz, skladištenje i veze</b>	<b>169.467</b>	<b>95.003</b>	<b>15</b>	<b>63.654</b>	<b>4.073</b>	<b>1.613</b>	<b>5.109</b>	<b>I Transport, storage and communication</b>
<b>J Financijsko posredovanje</b>	<b>33.581</b>	<b>32.877</b>	<b>-</b>	<b>150</b>	<b>106</b>	<b>436</b>	<b>12</b>	<b>J Financial intermediation</b>
<b>K Poslovanje nekretninama iznajmljivanje i poslovne usluge</b>	<b>25.814</b>	<b>11.872</b>	<b>1.705</b>	<b>9.918</b>	<b>2.031</b>	<b>54</b>	<b>234</b>	<b>K Real estate, renting and business activities</b>
<b>L Javna uprava i odbrana; obavezno socijalno osiguranje</b>	<b>165.706</b>	<b>62.378</b>	<b>865</b>	<b>1.829</b>	<b>161</b>	<b>32.800</b>	<b>67.673</b>	<b>L Public administration and defense; compulsory social security</b>
<b>M Obrazovanje</b>	<b>19.114</b>	<b>5.215</b>	<b>621</b>	<b>495</b>	<b>68</b>	<b>9.059</b>	<b>3.656</b>	<b>M Education</b>
<b>N Zdravstvena i socijalna skrb</b>	<b>18.340</b>	<b>8.552</b>	<b>-</b>	<b>1.901</b>	<b>82</b>	<b>6.103</b>	<b>1.702</b>	<b>N Health and social work</b>
<b>O Ostale javne, komunalne, društvene, socijalne i osobne uslužne djelatnosti</b>	<b>16.252</b>	<b>6.916</b>	<b>1.161</b>	<b>5.429</b>	<b>1.479</b>	<b>266</b>	<b>1.001</b>	<b>O Other community, social and personal service activities</b>
<b>P Privatna kućanstva sa zaposlenim osobama</b>	<b>-</b>	<b>-</b>	<b>-</b>	<b>-</b>	<b>-</b>	<b>-</b>	<b>-</b>	<b>P Private households with employed persons</b>
<b>Q Eksteritorijalne organizacije i tijela</b>	<b>-</b>	<b>-</b>	<b>-</b>	<b>-</b>	<b>-</b>	<b>-</b>	<b>-</b>	<b>Q Extra-territorial organisations and bodies</b>

1) Jedna izvještajna jedinica u obradi

<sup>1)</sup> The only one legal entity in processing

2. VREMENSKA RAZGRANIČENJA IZMEĐU ISPLATA ZA INVESTICIJE  
FINANCIRANJA, PREMA DJELATNOSTI INVESTITORA (EU NACE Rev.1.1) U 2005. GODINI

REPUBLIKA SRPSKA  
REPUBLIC OF SRPSKA

TIME DISTINCTION BETWEEN PAYMENTS FOR GROSS FIXED CAPITAL FORMATION AND  
REALIZED GROSS FIXED CAPITAL FORMATION, BY ACTIVITY OF INVESTOR (EU NACE Rev.1.1) ON 31/12/2005

u 000 KM  
thousand KM

Djelatnost investitora	Isplaćeno za investicije u 2004.g Payments for GFCF in 2004			Izvršeni a neplaćeni radovi i nabavke u 2004.g Realised but not payed works and purchases in 2004	Vrijednost ostvarenih investicija u 2004.g Gross fixed capital formation in 2004	Activity of investor
	Ukupno Total	Za izvršene radove i nabavke u 2004.g For realised works and purchases in 2004	Za obaveze iz ranijih godina For obligations from previous years			
<b>UKUPNO</b>	<b>987.736</b>	<b>926.793</b>	<b>51.943</b>	<b>70.107</b>	<b>996.900</b>	<b>TOTAL</b>
<b>A Poljoprivreda, lov i šumarstvo</b>	<b>20.218</b>	<b>19.970</b>	<b>248</b>	<b>118</b>	<b>20.088</b>	<b>A Agriculture, hunting and forestry</b>
<b>B Ribarstvo</b>	<b>352</b>	<b>352</b>	<b>-</b>	<b>-</b>	<b>352</b>	<b>B Fishing</b>
<b>C Vadenje ruda i kamena</b>	<b>31.837</b>	<b>31.453</b>	<b>384</b>	<b>3.711</b>	<b>35.164</b>	<b>C Mining and quarrying</b>
CA Vadenje energetskih sirovina	16.221	16.221	-	-	16.221	CA Mining and quarrying of energy producing materials
CB Vadenje ruda i kamena	15.616	15.232	384	3.711	18.943	CB Mining and quarrying, except of energy producing materials
<b>D Prerađivačka industrija</b>	<b>147.938</b>	<b>133.418</b>	<b>8.311</b>	<b>15.797</b>	<b>149.217</b>	<b>D Manufacturing</b>
DA Proizvodnja hrane, pića i duhanskih proizvoda	39.828	35.806	4.022	5.504	41.310	DA Manuf. of food products, beverages and tobacco
DB Proizv. tekstila i tekstilnih proizvoda	2.354	2.294	59	125	2.419	DB Manuf. of textiles and textile products
DC Proizv. kože i kožnih proizvoda	6.861	5.163	1.698	1.450	6.613	DC Manuf. of leather and leather products
DD Prerada drveta i proizvodi od drveta	14.131	13.288	843	1.077	14.366	DD Manuf. of wood and wood products
DE Proizv. celuloze, papira i proizvoda od papira; izdavačka i tiskarska djel.	10.427	10.126	301	2.988	13.114	DE Manuf. of pulp, paper, publishing and printing
DF Proizv. koks, naftnih derivata	341	341	-	-	341	DF Manuf. of coke, petroleum products
DG Proizv. kemikalija i kem. proizvoda	3.664	3.581	82	152	3.734	DG Manuf. of chemicals and ch. prod.
DH Proizv. proizvoda od gume i plastike	4.584	4.239	345	27	4.266	DH Manuf. of rubber and plastic prod.
DI Proizv. ostalih nemetalnih proizvoda	6.972	6.710	261	215	6.926	DI Manuf. of other non metallic min. prod.
DJ Proizv. metala i proizvoda od metala	44.197	44.070	128	3.148	47.217	DJ Manuf. of basic metals and metal prod.
DK Proizvodnja strojeva i uređaja	717	717	-	162	879	DK Manuf. of machinery and equip.
DL Proizv. električne i optičke opreme	7.111	6.625	486	721	7.346	DL Manuf. of electrical and optical equip.
DM Proizvodnja prijevoznih sredstava	544	458	86	228	686	DM Manufac. of transport equipment
DN Ostala prerađivačka industrija	6.207	6.207	-	1.141	7.348	DN Manufacture n.e.c.
<b>E Proizvodnja i opskrba električnom energijom, plinom i vodom</b>	<b>124.743</b>	<b>119.418</b>	<b>5.324</b>	<b>6.730</b>	<b>126.149</b>	<b>E Electricity, gas and water supply</b>
<b>F Građevinarstvo</b>	<b>40.051</b>	<b>38.936</b>	<b>1.115</b>	<b>2.431</b>	<b>41.366</b>	<b>F Construction</b>
<b>G Trgovina na veliko i malo, popravak motornih vozila i motocikla te predmeta za osobnu upotrebu i kućanstvo</b>	<b>153.111</b>	<b>145.521</b>	<b>7.590</b>	<b>20.582</b>	<b>166.103</b>	<b>G Wholesale and retail trade; repair of motor vehicles, motorcycles and personal household goods</b>
<b>H Hoteli i restorani</b>	<b>12.209</b>	<b>11.693</b>	<b>516</b>	<b>1.320</b>	<b>13.013</b>	<b>H Hotels and restaurants</b>
<b>I Prijevoz, skladištenje i veze</b>	<b>169.467</b>	<b>151.325</b>	<b>18.142</b>	<b>7.360</b>	<b>158.685</b>	<b>I Transport, storage and communication</b>
<b>J Financijsko posredovanje</b>	<b>33.581</b>	<b>32.175</b>	<b>1.406</b>	<b>839</b>	<b>33.014</b>	<b>J Financial intermediation</b>
<b>K Poslovanje nekretninama iznajmljivanje i poslovne usluge</b>	<b>25.815</b>	<b>23.553</b>	<b>2.261</b>	<b>1.791</b>	<b>25.344</b>	<b>K Real estate, renting and business activities</b>
<b>L Javna uprava i odbrana; obavezno socijalno osiguranje</b>	<b>165.707</b>	<b>161.427</b>	<b>4.279</b>	<b>4.899</b>	<b>166.327</b>	<b>L Public administration and defense; compulsory social security</b>
<b>M Obrazovanje</b>	<b>19.115</b>	<b>18.438</b>	<b>676</b>	<b>1.579</b>	<b>20.017</b>	<b>M Education</b>
<b>N Zdravstvena i socijalna skrb</b>	<b>18.341</b>	<b>18.015</b>	<b>326</b>	<b>620</b>	<b>18.635</b>	<b>N Health and social work</b>
<b>O Ostale javne, komunalne, društvene, socijalne i osobne uslužne djelatnosti</b>	<b>16.252</b>	<b>14.887</b>	<b>1.365</b>	<b>1.190</b>	<b>16.077</b>	<b>O Other community, social and personal service activities</b>
<b>P Privatna kućanstva sa zaposlenim osobama</b>	<b>-</b>	<b>-</b>	<b>-</b>	<b>-</b>	<b>-</b>	<b>P Private households with employed persons</b>
<b>Q Eksteritorijalne organizacije i tijela</b>	<b>-</b>	<b>-</b>	<b>-</b>	<b>-</b>	<b>-</b>	<b>Q Extra-territorial organisations and bodies</b>

3.1 TEHNIČKA STRUKTURA OSTVARENIH INVESTICIJA U STALNA SREDSTVA,  
PREMA DJELATNOSTI INVESTITORA (EU NACE Rev.1.1) U 2005.GODINI

TECHNICAL STRUCTURE OF GROSS FIXED CAPITAL FORMATION IN FIXED ASSETS  
BY ACTIVITY OF INVESTOR (EU NACE Rev. 1.1) IN 2005

u 000 KM  
thousand KM

Djelatnost investitora	Ukupno Total	Materijalna (opipljiva) stalna sredstva Tangible fixed assets				Nematerijalna (neopipljiva) stalna sredstva Intangible fixed assets	Troškovi prijenosa vlasništva zemljišta Costs of transactions of land	Activity of investor
		Svega Total	Građevinski objekti i prostori Construction work	Strojevi, oprema i transportna sredstva Machinery, transport and other equipment	Ostala opipljiva stalna sredstva Other tangible fixed assets			
<b>UKUPNO</b>	<b>996.900</b>	<b>977.787</b>	<b>475.611</b>	<b>494.892</b>	<b>7.285</b>	<b>17.995</b>	<b>1.118</b>	<b>TOTAL</b>
<b>A Poljoprivreda, lov i šumarstvo</b>	<b>20.088</b>	<b>19.850</b>	<b>5.283</b>	<b>10.416</b>	<b>4.151</b>	<b>231</b>	<b>7</b>	<b>A Agriculture, hunting and forestry</b>
<b>B Ribarstvo</b>	<b>352</b>	<b>352</b>	<b>150</b>	<b>193</b>	<b>9</b>	<b>-</b>	<b>-</b>	<b>B Fishing</b>
<b>C Vađenje ruda i kamena</b>	<b>35.166</b>	<b>32.873</b>	<b>5.067</b>	<b>27.474</b>	<b>332</b>	<b>2.293</b>	<b>-</b>	<b>C Mining and quarrying</b>
CA Vađenje energetskih sirovina	16.222	14.671	406	14.241	24	1.551	-	CA Mining and quarrying of energy producing materials
CB Vađenje ruda i kamena	18.944	18.202	4.661	13.233	308	742	-	CB Mining and quarrying, except of energy producing materials
<b>D Prerađivačka industrija</b>	<b>156.566</b>	<b>155.576</b>	<b>43.173</b>	<b>111.783</b>	<b>620</b>	<b>676</b>	<b>314</b>	<b>D Manufacturing</b>
DA Proizvodnja hrane, pića i duhanskih proizvoda	41.310	40.722	8.233	31.917	572	382	206	DA Manuf. of food products, beverages and tobacco
DB Proizv. tekstila i tekstilnih proizvoda	2.419	2.415	672	1.743	-	-	4	DB Manuf. of textiles and textile products
DC Proizv. kože i kožnih proizvoda	6.613	6.613	2.713	3.900	-	-	-	DC Manuf. of leather and leather products
DD Prerada drveta i proizvodi od drveta	14.365	14.342	3.755	10.540	47	16	7	DD Manuf. of wood and wood products
DE Proizv. celuloze, papira i proizvoda od papira; izdavačka i tiskarska djel.	13.113	13.055	3.603	9.452	-	42	16	DE Manuf. of pulp, paper, publishing and printing
DF Proizv. koksa, naftnih derivata	342	342	-	342	-	-	-	DF Manuf. of coke, petroleum products
DG Proizv. kemikalija i kem. proizvoda	3.734	3.723	2.016	1.707	-	11	-	DG Manuf. of chemicals and ch. prod.
DH Proizv. proizvoda od gume i plastike	4.266	4.265	1.292	2.973	-	1	-	DH Manuf. of rubber and plastic prod.
DI Proizv. ostalih nemetalnih proizvoda	6.926	6.853	2.170	4.683	-	73	-	DI Manuf. of other non metallic min. prod.
DJ Proizv. metala i proizvoda od metala	47.218	47.084	13.775	33.309	-	64	70	DJ Manuf. of basic metals and metal prod.
DK Proizvodnja strojeva i uređaja	879	879	104	775	-	-	-	DK Manuf. of machinery and equip.
DL Proizv. električne i optičke opreme	7.346	7.260	3.081	4.179	-	87	-	DL Manuf. of electrical and optical equip.
DM Proizvodnja prijevoznih sredstava	686	686	149	537	-	-	-	DM Manufac. of transport equipment
DN Ostala prerađivačka industrija	7.348	7.337	1.610	5.726	1	-	11	DN Manufacture n.e.c.
<b>E Proizvodnja i opskrba električnom energijom, plinom i vodom</b>	<b>126.149</b>	<b>123.619</b>	<b>32.609</b>	<b>91.010</b>	<b>-</b>	<b>2.530</b>	<b>-</b>	<b>E Electricity, gas and water supply</b>
<b>F Građevinarstvo</b>	<b>41.366</b>	<b>41.239</b>	<b>17.289</b>	<b>23.945</b>	<b>5</b>	<b>76</b>	<b>51</b>	<b>F Construction</b>
<b>G Trgovina na veliko i malo, popravak motornih vozila i motocikla te predmeta za osobnu upotrebu i kućanstvo</b>	<b>166.103</b>	<b>164.643</b>	<b>88.644</b>	<b>74.098</b>	<b>1.901</b>	<b>1.073</b>	<b>387</b>	<b>G Wholesale and retail trade; repair of motor vehicles, motorcycles and personal household goods</b>
<b>H Hoteli i restorani</b>	<b>13.013</b>	<b>12.800</b>	<b>9.469</b>	<b>3.331</b>	<b>-</b>	<b>207</b>	<b>6</b>	<b>H Hotels and restaurants</b>
<b>I Prijevoz, skladištenje i veze</b>	<b>158.686</b>	<b>157.368</b>	<b>75.871</b>	<b>81.474</b>	<b>23</b>	<b>1.276</b>	<b>42</b>	<b>I Transport, storage and communication</b>
<b>J Financijsko posredovanje</b>	<b>33.014</b>	<b>31.286</b>	<b>20.492</b>	<b>10.794</b>	<b>-</b>	<b>1.723</b>	<b>5</b>	<b>J Financial intermediation</b>
<b>K Poslovanje nekretninama iznajmljivanje i poslovne usluge</b>	<b>25.345</b>	<b>24.016</b>	<b>10.178</b>	<b>13.835</b>	<b>3</b>	<b>1.308</b>	<b>21</b>	<b>K Real estate, renting and business activities</b>
<b>L Javna uprava i odbrana; obavezno socijalno osiguranje</b>	<b>166.327</b>	<b>159.903</b>	<b>135.975</b>	<b>23.742</b>	<b>186</b>	<b>6.391</b>	<b>33</b>	<b>L Public administration and defense; compulsory social security</b>
<b>M Obrazovanje</b>	<b>20.018</b>	<b>19.649</b>	<b>14.439</b>	<b>5.208</b>	<b>2</b>	<b>121</b>	<b>248</b>	<b>M Education</b>
<b>N Zdravstvena i socijalna skrb</b>	<b>18.635</b>	<b>18.603</b>	<b>9.471</b>	<b>9.113</b>	<b>19</b>	<b>32</b>	<b>-</b>	<b>N Health and social work</b>
<b>O Ostale javne, komunalne, društvene, socijalne i osobne uslužne djelatnosti</b>	<b>16.077</b>	<b>16.013</b>	<b>7.503</b>	<b>8.477</b>	<b>33</b>	<b>59</b>	<b>5</b>	<b>O Other community, social and personal service activities</b>
<b>P Privatna kućanstva sa zaposlenim osobama</b>	<b>-</b>	<b>-</b>	<b>-</b>	<b>-</b>	<b>-</b>	<b>-</b>	<b>-</b>	<b>P Private households with employed persons</b>
<b>Q Eksteritorijalne organizacije i tijela</b>	<b>-</b>	<b>-</b>	<b>-</b>	<b>-</b>	<b>-</b>	<b>-</b>	<b>-</b>	<b>Q Extra-territorial organisations and bodies</b>

3.2 TEHNIČKA STRUKTURA OSTVARENH INVESTICIJA U NOVA STALNA SREDSTVA,  
PREMA DJELATNOSTI INVESTITORA (EU NACE Rev.1.1) U 2005. GODINI

TECHNICAL STRUCTURE OF GROSS FIXED CAPITAL FORMATION IN NEW FIXED ASSETS  
BY ACTIVITY OF INVESTOR (EU NACE Rev. 1.1) IN 2005

u 000 KM  
thousand KM

Djelatnost investitora	Ukupno Total	Materijalna (opipljiva) stalna sredstva Tangible fixed assets				Nematerijalna (neopipljiva) stalna sredstva Intangible fixed assets	Troškovi prijenosa vlasništva zemljišta Costs of transactions of land	Activity of investor
		Svega Total	Građevinski objekti i prostori Construction work	Strojevi, oprema i transportna sredstva Machinery, transport and other equipment	Ostala opipljiva stalna sredstva Other tangible fixed assets			
<b>UKUPNO</b>	<b>848.367</b>	<b>829.274</b>	<b>394.579</b>	<b>427.434</b>	<b>7.261</b>	<b>17.974</b>	<b>1.119</b>	<b>TOTAL</b>
<b>A Poljoprivreda, lov i šumarstvo</b>	<b>18.240</b>	<b>18.002</b>	<b>4.944</b>	<b>8.910</b>	<b>4.148</b>	<b>231</b>	<b>7</b>	<b>A Agriculture, hunting and forestry</b>
<b>B Ribarstvo</b>	<b>281</b>	<b>281</b>	<b>112</b>	<b>160</b>	<b>9</b>	<b>-</b>	<b>-</b>	<b>B Fishing</b>
<b>C Vadenje ruda i kamena</b>	<b>29.365</b>	<b>27.089</b>	<b>3.611</b>	<b>23.146</b>	<b>332</b>	<b>2.276</b>	<b>-</b>	<b>C Mining and quarrying</b>
CA Vadenje energetskih sirovina	16.222	14.671	406	14.241	24	1.551	-	CA Mining and quarrying of energy producing materials
CB Vadenje ruda i kamena	13.143	12.418	3.205	8.905	308	725	-	CB Mining and quarrying, except of energy producing materials
<b>D Prerađivačka industrija</b>	<b>120.324</b>	<b>119.337</b>	<b>39.172</b>	<b>79.565</b>	<b>600</b>	<b>673</b>	<b>314</b>	<b>D Manufacturing</b>
DA Proizvodnja hrane, pića i duhanskih proizvoda	35.691	35.103	6.925	27.606	572	382	206	DA Manuf. of food products, beverages and tobacco
DB Proizv. tekstila i tekstilnih proizvoda	2.062	2.057	670	1.387	-	-	4	DB Manuf. of textiles and textile products
DC Proizv. kože i kožnih proizvoda	5.262	5.262	2.024	3.238	-	-	0	DC Manuf. of leather and leather products
DD Prerada drveta i proizvodi od drveta	10.438	10.415	3.262	7.126	27	16	7	DD Manuf. of wood and wood products
DE Proizv. celuloze, papira i proizvoda od papira; izdavačka i tiskarska djel.	11.252	11.194	2.588	8.606	-	42	16	DE Manuf. of pulp, paper, publishing and printing
DF Proizv. koksa, naftnih derivata	341	341	-	342	-	-	-	DF Manuf. of coke, petroleum products
DG Proizv. kemikalija i kem. proizvoda	3.285	3.274	2.005	1.269	-	11	-	DG Manuf. of chemicals and ch. prod.
DH Proizv. proizvoda od gume i plastike	3.756	3.755	1.149	2.606	-	1	-	DH Manuf. of rubber and plastic prod.
DI Proizv. ostalih nemetalnih proizvoda	4.967	4.894	2.163	2.731	-	73	-	DI Manuf. of other non metallic min. prod.
DJ Proizv. metala i proizvoda od metala	28.580	28.449	13.640	14.809	-	61	70	DJ Manuf. of basic metals and metal prod.
DK Proizvodnja strojeva i uređaja	816	816	104	712	-	-	-	DK Manuf. of machinery and equip.
DL Proizv. električne i optičke opreme	7.069	6.982	2.916	4.066	-	87	-	DL Manuf. of electrical and optical equip.
DM Proizvodnja prijevoznih sredstava	505	505	116	389	-	-	-	DM Manufac. of transport equipment
DN Ostala prerađivačka industrija	6.300	6.289	1.610	4.678	1	-	11	DN Manufacture n.e.c.
<b>E Proizvodnja i opskrba električnom energijom, plinom i vodom</b>	<b>124.133</b>	<b>121.603</b>	<b>32.609</b>	<b>88.994</b>	<b>-</b>	<b>2.530</b>	<b>-</b>	<b>E Electricity, gas and water supply</b>
<b>F Građevinarstvo</b>	<b>36.143</b>	<b>36.018</b>	<b>16.744</b>	<b>19.269</b>	<b>5</b>	<b>74</b>	<b>51</b>	<b>F Construction</b>
<b>G Trgovina na veliko i malo, popravak motornih vozila i motocikla te predmeta za osobnu upotrebu i kućanstvo</b>	<b>135.083</b>	<b>133.623</b>	<b>69.566</b>	<b>62.156</b>	<b>1.901</b>	<b>1.073</b>	<b>387</b>	<b>G Wholesale and retail trade; repair of motor vehicles, motorcycles and personal household goods</b>
<b>H Hoteli i restorani</b>	<b>10.489</b>	<b>10.276</b>	<b>7.026</b>	<b>3.250</b>	<b>-</b>	<b>207</b>	<b>6</b>	<b>H Hotels and restaurants</b>
<b>I Prijevoz, skladištenje i veze</b>	<b>146.850</b>	<b>145.532</b>	<b>70.088</b>	<b>75.421</b>	<b>23</b>	<b>1.276</b>	<b>42</b>	<b>I Transport, storage and communication</b>
<b>J Financijsko posredovanje</b>	<b>32.919</b>	<b>31.192</b>	<b>20.492</b>	<b>10.699</b>	<b>-</b>	<b>1.723</b>	<b>5</b>	<b>J Financial intermediation</b>
<b>K Poslovanje nekretninama iznajmljivanje i poslovne usluge</b>	<b>20.506</b>	<b>19.177</b>	<b>8.936</b>	<b>10.238</b>	<b>3</b>	<b>1.308</b>	<b>21</b>	<b>K Real estate, renting and business activities</b>
<b>L Javna uprava i odbrana; obavezno socijalno osiguranje</b>	<b>120.465</b>	<b>114.041</b>	<b>90.498</b>	<b>23.357</b>	<b>186</b>	<b>6.391</b>	<b>33</b>	<b>L Public administration and defense; compulsory social security</b>
<b>M Obrazovanje</b>	<b>19.364</b>	<b>18.995</b>	<b>13.877</b>	<b>5.116</b>	<b>2</b>	<b>121</b>	<b>248</b>	<b>M Education</b>
<b>N Zdravstvena i socijalna skrb</b>	<b>18.512</b>	<b>18.480</b>	<b>9.471</b>	<b>8.990</b>	<b>19</b>	<b>32</b>	<b>-</b>	<b>N Health and social work</b>
<b>O Ostale javne, komunalne, društvene, socijalne i osobne uslužne djelatnosti</b>	<b>15.693</b>	<b>15.629</b>	<b>7.433</b>	<b>8.163</b>	<b>33</b>	<b>59</b>	<b>5</b>	<b>O Other community, social and personal service activities</b>
<b>P Privatna kućanstva sa zaposlenim osobama</b>	<b>-</b>	<b>-</b>	<b>-</b>	<b>-</b>	<b>-</b>	<b>-</b>	<b>-</b>	<b>P Private households with employed persons</b>
<b>Q Eksteritorijalne organizacije i tijela</b>	<b>-</b>	<b>-</b>	<b>-</b>	<b>-</b>	<b>-</b>	<b>-</b>	<b>-</b>	<b>Q Extra-territorial organisations and bodies</b>

4. OSTVARENE INVESTICIJE U NOVA STALNA SREDSTVA PREMA KARAKTERU IZGRADNJE I TEHNIČKOJ STRUKTURI, PREMA DJELATNOSTI INVESTITORA (EU NACE Rev.1.1) U 2005. GODINI

GROSS FIXED CAPITAL FORMATION IN NEW FIXED ASSETS, BY KIND OF CONSTRUCTION AND TECHNICAL COMPOSITION;  
BY ACTIVITY OF INVESTOR (EU NACE Rev.1.1) IN 2005

Djelatnost investitora	Ostvarene investicije u <u>nova</u> stalna sredstva <i>Gross fixed capital formation in <u>new</u> fixed assets</i>	Karakter izgradnje <i>Kind of construction</i>			Dio ukupnih investicija u zaštitu životne sredine <i>Part of gross fixed capital formation for protection of the environment</i>
		Izgradnja novih kapaciteta <i>New capacities</i>	Rekonstrukcija, modernizacija, dogradnja i proširenje <i>Reconstruction, renovation, upgrade and expansion</i>	Održavanje nivoa postojećih kapaciteta <i>Maintenance existing level of capacities</i>	
<b>UKUPNO</b>	<b>848.367</b>	<b>424.754</b>	<b>350.616</b>	<b>72.997</b>	<b>956</b>
<b>A Poljoprivreda, lov i šumarstvo</b>	<b>18.239</b>	<b>10.435</b>	<b>7.048</b>	<b>756</b>	<b>283</b>
<b>B Ribarstvo</b>	<b>282</b>	<b>75</b>	<b>111</b>	<b>96</b>	<b>-</b>
<b>C Vadenje ruda i kamena</b>	<b>29.364</b>	<b>13.645</b>	<b>8.683</b>	<b>7.036</b>	<b>65</b>
CA Vadenje energetskih sirovina	16.221	8.961	6.389	871	65
CB Vadenje ruda i kamena	13.143	4.684	2.294	6.165	-
<b>D Prerađivačka industrija</b>	<b>120.325</b>	<b>60.527</b>	<b>51.030</b>	<b>8.768</b>	<b>111</b>
DA Proizvodnja hrane, pića i duhanskih proizvoda	35.692	16.817	17.398	1.477	-
DB Proizv. tekstila i tekstilnih proizvoda	2.062	1.262	598	202	-
DC Proizv. kože i kožnih proizvoda	5.262	3.951	1.081	230	-
DD Prerada drveta i proizvodi od drveta	10.439	5.724	4.188	527	3
DE Proizv. celuloze, papira i proizvoda od papira; izdavačka i tiskarska djel.	11.252	8.464	2.322	466	-
DF Proizv. koksa, naftnih derivata	341	-	40	301	-
DG Proizv. kemikalija i kem. proizvoda	3.285	2.027	866	392	-
DH Proizv. proizvoda od gume i plastike	3.756	1.560	2.134	62	-
DI Proizv. ostalih nemetalnih proizvoda	4.966	1.387	3.212	367	-
DJ Proizv. metala i proizvoda od metala	28.580	11.049	14.314	3.217	108
DK Proizvodnja strojeva i uređaja	816	44	609	163	-
DL Proizv. električne i optičke opreme	7.069	5.029	1.870	170	-
DM Proizvodnja prijevoznih sredstava	506	104	354	48	-
DN Ostala prerađivačka industrija	6.299	3.109	2.044	1.146	-
<b>E Proizvodnja i opskrba električnom energijom, plinom i vodom</b>	<b>124.134</b>	<b>46.572</b>	<b>69.881</b>	<b>7.681</b>	<b>-</b>
<b>F Građevinarstvo</b>	<b>36.142</b>	<b>15.037</b>	<b>15.698</b>	<b>5.407</b>	<b>-</b>
<b>G Trgovina na veliko i malo, popravak motornih vozila i motocikla te predmeta za osobnu upotrebu i kućanstvo</b>	<b>135.083</b>	<b>86.979</b>	<b>34.204</b>	<b>13.900</b>	<b>58</b>
<b>H Hoteli i restorani</b>	<b>10.488</b>	<b>6.206</b>	<b>3.811</b>	<b>471</b>	<b>-</b>
<b>I Prijevoz, skladištenje i veze</b>	<b>146.849</b>	<b>88.256</b>	<b>39.740</b>	<b>18.853</b>	<b>-</b>
<b>J Financijsko posredovanje</b>	<b>32.920</b>	<b>12.355</b>	<b>20.216</b>	<b>349</b>	<b>-</b>
<b>K Poslovanje nekretninama iznajmljivanje i poslovne usluge</b>	<b>20.506</b>	<b>12.093</b>	<b>7.252</b>	<b>1.161</b>	<b>199</b>
<b>L Javna uprava i odbrana; obavezno socijalno osiguranje</b>	<b>120.466</b>	<b>41.908</b>	<b>74.968</b>	<b>3.590</b>	<b>232</b>
<b>M Obrazovanje</b>	<b>19.364</b>	<b>11.330</b>	<b>6.353</b>	<b>1.681</b>	<b>-</b>
<b>N Zdravstvena i socijalna skrb</b>	<b>18.512</b>	<b>11.326</b>	<b>5.051</b>	<b>2.135</b>	<b>-</b>
<b>O Ostale javne, komunalne, društvene, socijalne i osobne uslužne djelatnosti</b>	<b>15.693</b>	<b>8.010</b>	<b>6.570</b>	<b>1.113</b>	<b>8</b>
<b>P Privatna kućanstva sa zaposlenim osobama</b>	<b>-</b>	<b>-</b>	<b>-</b>	<b>-</b>	<b>-</b>
<b>Q Eksteritorijalne organizacije i tijela</b>	<b>-</b>	<b>-</b>	<b>-</b>	<b>-</b>	<b>-</b>

Tehnička struktura Technical composition						Activity of investor
Stambene zgrade i prostori Dwellings	Ostali građevinski radovi Other construction work	Strojevi, oprema i transportna sredstva Machinery, transport and other equipment	Ostala opipljiva stalna sredstva Other tangible fixed assets	Nematerijalna (neopipljiva) stalna sredstva Intangible fixed assets	Troškovi prijenosa vlasništva zemljišta Costs of transaction of land	
60.741	333.840	427.432	7.261	17.974	1.119	<b>TOTAL</b>
871	4.073	8.909	4.148	231	7	<b>A Agriculture, hunting and forestry</b>
-	112	160	9	-	-	<b>B Fishing</b>
262	3.349	23.146	332	2.276	-	<b>C Mining and quarrying</b>
-	406	14.241	24	1.551	-	<b>CA Mining and quarrying of energy producing materials</b>
262	2.943	8.905	308	725	-	<b>CB Mining and quarrying, except of energy producing materials</b>
5.067	34.106	79.564	600	673	314	<b>D Manufacturing</b>
358	6.567	27.606	572	382	206	<b>DA Manuf. of food products, beverages and tobacco</b>
78	592	1.387	-	-	4	<b>DB Manuf. of textiles and textile products</b>
-	2.024	3.239	-	-	-	<b>DC Manuf. of leather and leather products</b>
336	2.926	7.126	27	16	7	<b>DD Manuf. of wood and wood products</b>
1.516	1.072	8.606	-	42	16	<b>DE Manuf. of pulp, paper, publishing and printing</b>
-	-	341	-	-	-	<b>DF Manuf. of coke, petroleum products</b>
431	1.574	1.269	-	11	-	<b>DG Manuf. of chemicals and ch. prod.</b>
-	1.149	2.606	-	1	-	<b>DH Manuf. of rubber and plastic prod.</b>
645	1.518	2.731	-	73	-	<b>DI Manuf. of other non metallic min. prod.</b>
1.287	12.353	14.809	-	61	70	<b>DJ Manuf. of basic metals and metal prod.</b>
44	60	712	-	-	-	<b>DK Manuf. of machinery and equip.</b>
217	2.699	4.066	-	87	-	<b>DL Manuf. of electrical and optical equip.</b>
84	32	389	-	-	-	<b>DM Manufac. of transport equipment</b>
71	1.540	4.677	1	-	11	<b>DN Manufacture n.e.c.</b>
1.673	30.935	88.994	-	2.530	-	<b>E Electricity, gas and water supply</b>
8.964	7.780	19.269	5	74	51	<b>F Construction</b>
15.290	54.277	62.155	1.901	1.073	387	<b>G Wholesale and retail trade; repair of motor vehicles, motorcycles and personal household goods</b>
329	6.697	3.250	-	207	6	<b>H Hotels and restaurants</b>
557	69.530	75.421	23	1.276	42	<b>I Transport, storage and communication</b>
4.633	15.859	10.699	-	1.723	5	<b>J Financial intermediation</b>
3.366	5.570	10.238	3	1.308	21	<b>K Real estate, renting and business activities</b>
14.341	76.158	23.358	186	6.391	33	<b>L Public administration and defense; compulsory social security</b>
2.088	11.789	5.116	2	121	248	<b>M Education</b>
2.126	7.346	8.990	19	32	-	<b>N Health and social work</b>
1.174	6.259	8.163	33	59	5	<b>O Other community, social and personal service activities</b>
-	-	-	-	-	-	<b>P Private households with employed persons</b>
-	-	-	-	-	-	<b>Q Extra-territorial organizations and bodies</b>





**RAZINA OBRADÉ BRČKO DISTRIKT**  
*DATA PROCESSING – LEVEL BRCKO DISTRICT*

**TABELE/TABLES**

**I. ISPLATE ZA INVESTICIJE U STALNA SREDSTVA PO OSNOVNIM IZVORIMA  
FINANCIRANJA, PREMA DJELATNOSTI INVESTITORA (EU NACE Rev.1.1) U 2005. GODINI**

**BRČKO DISTRIKT  
BRCKO DISTRICT**

*PAYMENTS FOR GROSS FIXED CAPITAL FORMATION, BY MAIN FORMS  
OF INVESTMENT, BY ACTIVITY OF INVESTOR (EU NACE Rev.1.1) IN 2005*

u 000 KM  
thousand KM

Djelatnost investitora	Isplaćeno za investicije u stalna sredstva <i>Payments for gross fixed capital formation in fixed assets</i>							Activity of investor
	Ukupno <i>Total</i>	Iz sopstvenih sredstava <i>From own financial assets</i>	Iz udruženih sredstava <i>From joint assets</i>	Iz financijskih kredita <i>From financial credits</i>	Financijski najam-lizing <i>Financial leasing</i>	Iz sredstava proračuna i fondova <i>From assets of budgets and funds</i>	Iz drugih izvora <i>From other sources</i>	
UKUPNO	81.342	22.495	18.067	8.150	342	29.511	2.777	TOTAL
UKUPNO A+B	189	75	-	114	-	-	-	TOTAL A+B
A Poljoprivreda, lov i šumarstvo	124	74	-	50	-	-	-	A Agriculture, hunting and forestry
B Ribarstvo	65	1	-	64	-	-	-	B Fishing <sup>1)</sup>
UKUPNO C+D+E:	16.533	5.558	6.529	4.408	38	-	-	TOTAL C+D+E
C Vadenje ruda i kamena	-	-	-	-	-	-	-	C Mining and quarrying
D Prerađivačka industrija	16.531	5.556	6.529	4.408	38	-	-	D Manufacturing
E Proizvodnja i opskrba električnom energijom, plinom i vodom <sup>1)</sup>	-	-	-	-	-	-	-	E Electricity, gas and water supply
F Građevinarstvo	6.283	3.620	180	168	-	-	2.315	F Construction
G Trgovina na veliko i malo, popravak motornih vozila i motocikla te predmeta za osobnu upotrebu i kućanstvo	9.414	6.451	-	2.209	304	-	449	G Wholesale and retail trade; repair of motor vehicles, motorcycles and personal household goods
H Hoteli i restorani	670	670	-	-	-	-	-	H Hotels and restaurants
I Prijevoz, skladištenje i veze	1.050	424	113	513	-	-	-	I Transport, storage and communication
J Financijsko posredovanje	-	-	-	-	-	-	-	J Financial intermediation
K Poslovanje nekretninama iznajmljivanje i poslovne usluge	17.520	5.537	11.243	737	-	-	-	K Real estate, renting and business activities
UKUPNO L+M+N+O	29.683	159	2	-	-	29.511	11	TOTAL L+M+N+O
L Javna uprava i odbrana; obavezno socijalno osiguranje <sup>1)</sup>	-	-	-	-	-	-	-	L Public administration and defense; compulsory social security <sup>1)</sup>
M Obrazovanje <sup>1)</sup>	-	-	-	-	-	-	-	M Education <sup>1)</sup>
N Zdravstvena i socijalna skrb <sup>1)</sup>	-	-	-	-	-	-	-	N Health and social work <sup>1)</sup>
O Ostale javne, komunalne, društvene, socijalne i osobne uslužne djelatnosti	125	84	2	-	-	28	11	O Other community, social and personal service activities
P Privatna kućanstva sa zaposlenim osobama	-	-	-	-	-	-	-	P Private households with employed persons
Q Eksteritorijalne organizacije i tijela	-	-	-	-	-	-	-	Q Extra-territorial organisations and bodies

<sup>1)</sup> Jedna izvještajna jedinica

<sup>1)</sup> The only one legal entity in processing

2. VREMENSKA RAZGRANIČENJA IZMEĐU ISPLATA ZA INVESTICIJE  
FINANCIRANJA, PREMA DJELATNOSTI INVESTITORA (EU NACE Rev.1.1) U 2005. GODINI

BRČKO DISTRIKT  
BRCKO DISTRICT

TIME DISTINCTION BETWEEN PAYMENTS FOR GROSS FIXED CAPITAL FORMATION AND  
REALIZED GROSS FIXED CAPITAL FORMATION, BY ACTIVITY OF INVESTOR (EU NACE Rev.1.1) IN 2005

u 000 KM  
thousand KM

Djelatnost investitora	Isplaćeno za investicije u 2004.g Payments for GFCF in 2004			Izvršeni a neplaćeni radovi i nabavke u 2004.g Realised but not payed works and purchases in 2004	Vrijednost ostvarenih investicija u 2004.g Gross fixed capital formation in 2004	Activity of investor
	Ukupno Total	Za izvršene radove i nabavke u 2004.g For realised works and purchases in 2004	Za obaveze iz ranijih godina For obligations from previous years			
UKUPNO	81.342	68.037	13.305	5.675	73.713	TOTAL
A Poljoprivreda, lov i šumarstvo	124	124	-	-	124	A Agriculture, hunting and forestry
B Ribarstvo	65	65	-	-	65	B Fishing
UKUPNO C+D+E	16.534	16.198	336	604	16.802	TOTAL C+D+E
C Vadenje ruda i kamena	-	-	-	-	-	C Mining and quarrying
D Prerađivačka industrija	16.532	16.196	336	604	16.800	D Manufacturing
E Proizvodnja i opskrba električnom energijom, plinom i vodom <sup>1)</sup>						E Electricity, gas and water supply <sup>1)</sup>
F Građevinarstvo	6.283	6.283	-	-	6.283	F Construction
G Trgovina na veliko i malo, popravak motornih vozila i motocikla te predmeta za osobnu upotrebu i kućanstvo	9.414	9.377	37	618	9.996	G Wholesale and retail trade; repair of motor vehicles, motorcycles and personal household goods
H Hoteli i restorani	670	593	77	276	869	H Hotels and restaurants
I Prijevoz, skladištenje i veze	1.050	1.050	-	-	1.050	I Transport, storage and communication
J Financijsko posredovanje	-	-	-	-	-	J Financial intermediation
K Poslovanje nekretninama iznajmljivanje i poslovne usluge	17.519	4.664	12.855	4.177	8.841	K Real estate, renting and business activities
UKUPNO L+M+N+O :	29.683	29.683	-	-	29.683	TOTAL L+M+N+O :
L Javna uprava i odbrana; obavezno socijalno osiguranje <sup>1)</sup>						L Public administration and defense; compulsory social security <sup>1)</sup>
M Obrazovanje <sup>1)</sup>						M Education
N Zdravstvena i socijalna skrb						N Health and social work
O Ostale javne, komunalne, društvene, socijalne i osobne uslužne djelatnosti	125	125	-	-	125	O Other community, social and personal service activities
P Privatna kućanstva sa zaposlenim osobama	-	-	-	-	-	P Private households with employed persons
Q Eksteritorijalne organizacije i tijela	-	-	-	-	-	Q Extra-teritorial organisations and bodies

<sup>1)</sup>Jedna izvještajna jedinica

<sup>1)</sup>The only one legal entity in processing

3.1 TEHNIČKA STRUKTURA OSTVARENIH INVESTICIJA U STALNA SREDSTVA,  
PREMA DJELATNOSTI INVESTITORA (EU NACE Rev.1.1) U 2005.GODINITECHNICAL STRUCTURE OF GROSS FIXED CAPITAL FORMATION IN FIXED ASSETS  
BY ACTIVITY OF INVESTOR (EU NACE Rev. 1.1) IN 2005u 000 KM  
thousand KM

Djelatnost investitora	Ukupno Total	Materijalna (opipljiva) stalna sredstva Tangible fixed assets				Nematerijalna (neopipljiva) stalna sredstva Intangible fixed assets	Troškovi prijenosa vlasništva zemljišta Costs of transactions of land	Activity of investor
		Svega Total	Građevinski objekti i prostori Construction work	Strojevi, oprema i transportna sredstva Machinery, transport and other equipment	Ostala opipljiva stalna sredstva Other tangible fixed assets			
UKUPNO	73.713	71.031	41.724	27.808	1.500	2.682	-	TOTAL
A Poljoprivreda, lov i šumarstvo	125	125	-	125	-	-	-	A Agriculture, hunting and forestry
B Ribarstvo	64	64	-	46	18	-	-	B Fishing
UKUPNO C+D+E	16.801	14.173	2.501	10.226	1.446	2.628	0	TOTAL C+D+E
C Vađenje ruda i kamena	-	-	-	-	-	-	-	C Mining and quarrying
D Prerađivačka industrija	16.799	14.171	2.501	10.224	1.446	2.628	0	D Manufacturing
E Proizvodnja i opskrba električnom energijom, plinom i vodom <sup>1)</sup>								E Electricity, gas and water supply <sup>1)</sup>
F Građevinarstvo	6.283	6.283	3.852	2.431	0	0	0	F Construction
G Trgovina na veliko i malo, popravak motornih vozila i motocikla te predmeta za osobnu upotrebu i kućanstvo	9.995	9.958	4.313	5.611	34	37	0	G Wholesale and retail trade; repair of motor vehicles, motorcycles and personal household goods
H Hoteli i restorani	869	869	605	264	0	0	0	H Hotels and restaurants
I Prijevoz, skladištenje i veze	1.050	1.050	0	1.050	0	0	0	I Transport, storage and communication
J Financijsko posredovanje	-	-	-	-	-	-	-	J Financial intermediation
K Poslovanje nekretninama iznajmljivanje i poslovne usluge	8.841	8.825	7.494	1.331	0	16	0	K Real estate, renting and business activities
UKUPNO L+M+N+O :	29.684	29.684	22.960	6.722	2	0	0	TOTAL L+M+N+O :
L Javna uprava i odbrana; obavezno socijalno osiguranje <sup>1)</sup>								L Public administration and defense; compulsory social security <sup>1)</sup>
M Obrazovanje <sup>1)</sup>								M Education
N Zdravstvena i socijalna skrb								N Health and social work
O Ostale javne, komunalne, društvene, socijalne i osobne uslužne djelatnosti	126	126	40	84	2	0	0	O Other community, social and personal service activities
P Privatna kućanstva sa zaposlenim osobama	-	-	-	-	-	-	-	P Private households with employed persons
Q Eksteritorijalne organizacije i tijela	-	-	-	-	-	-	-	Q Extra-territorial organisations and bodies

<sup>1)</sup> Jedna izvještajna jedinica<sup>1)</sup> The only one legal entity in processing

3.2 TEHNIČKA STRUKTURA OSTVARENIH INVESTICIJA U NOVA STALNA SREDSTVA,  
PREMA DJELATNOSTI INVESTITORA (EU NACE Rev.1.1) U 2005. GODINI

BRČKO DISTRIKT  
BRCKO DISTRICT

TECHNICAL STRUCTURE OF GROSS FIXED CAPITAL FORMATION IN NEW FIXED ASSETS  
BY ACTIVITY OF INVESTOR (EU NACE Rev. 1.1) IN 2005

u 000 KM  
thousand KM

Djelatnost investitora	Ukupno Total	Materijalna (opipljiva) stalna sredstva Tangible fixed assets				Nematerijalna (neopipljiva) stalna sredstva Intangible fixed assets	Troškovi prijenosa vlasništva zemljišta Costs of transactions of land	Activity of investor
		Svega Total	Građevinski objekti i prostori Construction work	Strojevi, oprema i transportna sredstva Machinery, transport and other equipment	Ostala opipljiva stalna sredstva Other tangible fixed assets			
UKUPNO	66.162	63.486	39.962	22.042	1.482	2.676	-	TOTAL
A Poljoprivreda, lov i šumarstvo	123	123	-	123	-	-	-	A Agriculture, hunting and forestry
B Ribarstvo	64	64	-	46	18	-	-	B Fishing
UKUPNO C+D+E	14.399	11.776	2.030	8.300	1.446	2.623	-	TOTAL C+D+E
C Vađenje ruda i kamena	-	-	-	-	-	-	-	C Mining and quarrying
D Prerađivačka industrija	14.399	11.776	2.030	8.300	1.446	2.623	-	D Manufacturing
E Proizvodnja i opskrba električnom energijom, plinom i vodom <sup>1)</sup>	-	-	-	-	-	-	-	E Electricity, gas and water supply <sup>1)</sup>
F Građevinarstvo	5.432	5.432	3.542	1.890	-	-	-	F Construction
G Trgovina na veliko i malo, popravak motornih vozila i motocikla te predmeta za osobnu upotrebu i kućanstvo	6.431	6.394	3.352	3.026	16	37	-	G Wholesale and retail trade; repair of motor vehicles, motorcycles and personal household goods
H Hoteli i restorani	869	869	605	264	-	-	-	H Hotels and restaurants
I Prijevoz, skladištenje i veze	379	379	0	379	-	-	-	I Transport, storage and communication
J Financijsko posredovanje	-	-	-	-	-	-	-	J Financial intermediation
K Poslovanje nekretninama iznajmljivanje i poslovne usluge	8.794	8.778	7.473	1.305	-	16	-	K Real estate, renting and business activities
UKUPNO L+M+N+O :	29.669	29.669	22.960	6.707	2	-	-	TOTAL L+M+N+O :
L Javna uprava i odbrana; obavezno socijalno osiguranje <sup>1)</sup>	-	-	-	-	-	-	-	L Public administration and defense; compulsory social security <sup>1)</sup>
M Obrazovanje	-	-	-	-	-	-	-	M Education
N Zdravstvena i socijalna skrb	-	-	-	-	-	-	-	N Health and social work
O Ostale javne, komunalne, društvene, socijalne i osobne uslužne djelatnosti	111	111	40	69	2	-	-	O Other community, social and personal service activities
P Privatna kućanstva sa zaposlenim osobama	-	-	-	-	-	-	-	P Private households with employed persons
Q Eksteritorijalne organizacije i tijela	-	-	-	-	-	-	-	Q Extra-teritorial organisations and bodies

<sup>1)</sup> Jedna izvještajna jedinica

<sup>1)</sup> The only one legal entity in processing

4. OSTVARENE INVESTICIJE U NOVA STALNA SREDSTVA PREMA KARAKTERU IZGRADNJE I TEHNIČKOJ STRUKTURI, PREMA DJELATNOSTI INVESTITORA (EU NACE Rev.1.1) U 2005. GODINI

GROSS FIXED CAPITAL FORMATION IN NEW FIXED ASSETS, BY KIND OF CONSTRUCTION AND TECHNICAL COMPOSITION;

2

Djelatnost investitora	Ostvarene investicije u <u>nova</u> stalna sredstva <i>Gross fixed capital formation in <u>new</u> fixed assets</i>	Karakter izgradnje <i>Kind of construction</i>			Dio ukupnih investicija u zaštitu životne sredine <i>Part of gross fixed capital formation for protection of the environment</i>
		Izgradnja novih kapaciteta <i>New capacities</i>	Rekonstrukcija, modernizacija, dogradnja i proširenje <i>Reconstruction, renovation, upgrade and expansion</i>	Održavanje nivoa postojećih kapaciteta <i>Maintenance existing level of capacities</i>	
UKUPNO	66.165	50.986	13.769	1.410	-
A Poljoprivreda, lov i šumarstvo	123	67	56	-	-
B Ribarstvo	65	65	-	-	-
UKUPNO C+D+E	14.401	12.771	910	720	-
C Vadenje ruda i kamena	-	-	-	-	-
D Prerađivačka industrija	14.399	12.769	910	720	-
E Proizvodnja i opskrba električnom energijom, plinom i vodom <sup>1)</sup>					
F Građevinarstvo	5.432	4.793	608	31	-
G Trgovina na veliko i malo, popravak motornih vozila i motocikla te predmeta za osobnu upotrebu i kućanstvo	6.432	5.218	816	398	-
H Hoteli i restorani	868	8	606	254	-
I Prijevoz, skladištenje i veze	380	310	70	-	-
J Financijsko posredovanje	-	-	-	-	-
K Poslovanje nekretninama iznajmljivanje i poslovne usluge	8.795	8.761	30	4	-
UKUPNO L+M+N+O :	29.669	18.993	10.673	3	-
L Javna uprava i odbrana; obavezno socijalno osiguranje <sup>1)</sup>					
M Obrazovanje	3	-	3	-	-
N Zdravstvena i socijalna skrb	72	72	-	-	-
O Ostale javne, komunalne, društvene, socijalne i osobne uslužne djelatnosti	111	104	4	3	-
P Privatna kućanstva sa zaposlenim osobama	-	-	-	-	-
Q Eksteritorijalne organizacije i tijela	-	-	-	-	-

<sup>1)</sup> Jedna izvještajna jedinica

Tehnička struktura Technical composition						Activity of investor
Stambene zgrade i prostori Dwellings	Ostali građevinski radovi Other construction work	Strojevi, oprema i transportna sredstva Machinery, transport and other equipment	Ostala opipljiva stalna sredstva Other tangible fixed assets	Nematerijalna (neopipljiva) stalna sredstva Intangible fixed assets	Troškovi prijenosa vlasništva zemljišta Costs of transaction of land	
9.195	30.771	22.042	1.482	2.676	-	TOTAL
-	-	123	-	-	-	A Agriculture, hunting and forestry
-	-	46	18	-	-	B Fishing
825	1.206	8.302	1.446	2.623	-	TOTAL C+D+E
-	-	-	-	-	-	C Mining and quarrying
825	1.206	8.300	1.446	2.623	-	D Manufacturing
-	-	-	-	-	-	E Electricity, gas and water supply <sup>1)</sup>
709	2.834	1.890	-	-	-	F Construction
1.964	1.389	3.026	16	37	-	G Wholesale and retail trade; repair of motor vehicles, motorcycles and personal household goods
-	605	264	-	-	-	H Hotels and restaurants
-	-	379	-	-	-	I Transport, storage and communication
-	-	-	-	-	-	J Financial intermediation
5.615	1.859	1.305	-	16	-	K Real estate, renting and business activities
82	22.878	6.707	2	-	-	TOTAL L+M+N+O :
-	-	3	-	-	-	L Public administration and defense; compulsory social security <sup>1)</sup>
-	-	-	-	-	-	M Education
64	-	8	-	-	-	N Health and social work
18	22	69	2	-	-	O Other community, social and personal service activities
-	-	-	-	-	-	P Private households with employed persons
-	-	-	-	-	-	Q Extra-territorial organizations and bodies

<sup>1)</sup> The only one legal entity in processing

