

BOSNA I HERCEGOVINA  
AGENCIJA ZA STATISTIKU  
BOSNE I HERCEGOVINE



ISSN 1840-1058  
BOSNIA AND HERZEGOVINA  
AGENCY FOR STATISTICS OF  
BOSNIA AND HERZEGOVINA

**SOCIJALNA SKRB**  
**U 2005**  
*SOCIAL WELFARE*  
*IN 2005*

Sarajevo, prosinac/December  
2006

TEMATSKI BILTEN  
THEMATIC BULLETIN



**Izdaje i štampa:**  
**Hercegovina,**

*Published and printed by:*

**Agencija za statistiku Bosne i Hercegovine, Bosna i**

**Sarajevo, Zelenih beretki 26**

*Agency for Statistics of Bosnia and Herzegovina, Bosnia and Herzegovina, Sarajevo, Zelenih beretki 26*

**Odgovara:**

*Responsible:*

**Zdenko Milinović, ravnatelj**

*Zdenko Milinović, director*

**Podatke pripremili:**

*Data prepared by:*

**Nora Selimović, Dajana Mitrović, Vedrana Veljo**

*Nora Selimovića, Dajana Mitrović, Vedrana Veljo*

**Izrada tabela i grafikona:**

*Graphs and tables prepared by:*

**Nora Selimović**

*Nora Selimović*

**Tehnički urednik:**

*Design and pre-press:*

**Aziz Vreto**

*Aziz Vreto*

**Molimo korisnike Biltena da prilikom uporabe podataka obvezatno navedu izvor**

*Users are kindly requested to mention data source*

## SADRŽAJ CONTENTS

<b>PREDGOVOR</b> <i>FOREWORD</i> .....	5
<b>METODOLOŠKA OBJAŠNJENJA</b> <i>NOTES ON METHODOLOGY</i> .....	6
<b>1. CENTRI ZA SOCIJALNI RAD</b> <i>SOCIAL WELFARE CENTRES</i> .....	19
<b>2. MALOLJETNI KORISNICI PREMA KATEGORIJAMA I SPOLU</b> <i>MINOR BENEFICIARIES BY CATEGORIES AND SEX</i> .....	20
<b>GRAFIKON 1. MALOLJETNI KORISNICI PREMA SPOLU</b> <i>GRAPH 1. MINOR BENEFICIARIES BY SEX</i> .....	24
<b>GRAFIKON 2. MALOLJETNI KORISNICI PREMA KATEGORIJAMA</b> <i>GRAPH 2. MINOR BENEFICIARIES BY CATEGORIES</i> .....	24
<b>3. PUNOLJETNI KORISNICI PREMA KATEGORIJAMA I SPOLU</b> <i>ADULT BENEFICIARIES BY CATEGORIES AND SEX</i> .....	25
<b>GRAFIKON 3. PUNOLJETNI KORISNICI PREMA SPOLU</b> <i>GRAPH 3. ADULT BENEFICIARIES BY SEX</i> .....	28
<b>GRAFIKON 4. PUNOLJETNI KORISNICI PREMA KATEGORIJAMA</b> <i>GRAPH 4. ADULT BENEFICIARIES BY CATEGORIES</i> .....	28
<b>4. OBLICI I USLUGE SOCIJALNE SKRBI-MALOLJETNI KORISNICI</b> <i>FORMS AND SERVICES OF SOCIAL WELFARE-MINOR BENEFICIARIES</i> .....	29
<b>5. OBLICI I USLUGE SOCIJALNE SKRBI-PUNOLJETNI KORISNICI</b> <i>FORMS AND SERVICES OF SOCIAL WELFARE-ADULT BENEFICIARIES</i> .....	33
<b>6. DOMOVI ZA DJECU I OMLADINU</b> <i>INSTITUTIONS FOR CHILDREN AND ADOLESCENTS</i> .....	36
<b>7. KORISNICI DOMOVA ZA DJECU I OMLADINU PREMA RODITELJIMA</b> <i>RESIDENTS OF HOMES FOR CHILDREN AND YOUTH, BREAKDOWN BY PARENTS</i> .....	37
<b>8. STRUKTURA KORISNIKA DOMOVA ZA DJECU I OMLADINU</b> <i>STRUCTURE OF BENEFICIARIES IN THE HOMES FOR CHILDREN AND YOUTH</i> .....	37
<b>GRAFIKON 5. KORISNICI DOMOVA ZA DJECU I OMLADINU PREMA RODITELJIMA</b> <i>GRAPH 5. RESIDENTS OF HOMES FOR CHILDREN AND YOUTH, BREAKDOWN BY PARENTS</i> .....	37

<b>9. USTANOVE SOCIJALNE SKRBI ZA INVALIDNU DJECU I OMLADINU OMETENU U PSIHIČKOM I FIZIČKOM RAZVOJU</b> <i>SOCIAL WELFARE INSTITUTIONS FOR PHYSICALLY AND MENTALLY HANDICAPPED CHILDREN AND ADOLESCENTS.....</i>	<b>38</b>
<b>10. KORISNICI USTANOVA SOCIJALNE SKRBI ZA INVALIDNU DJECU I OMLADINU OMETENU U PSIHIČKOM I FIZIČKOM RAZVOJU PREMA SPOLU I RODITELJIMA</b> <i>RESIDENTS OF SOCIAL WELFARE INSTITUTIONS FOR DISABLED CHILDREN AND YOUTH IMPEDED IN PSYCHICAL AND PHYSICAL DEVELOPMENT, BREAKDOWN BY SEX AND PARENTS.....</i>	<b>39</b>
<b>GRAFIKON 6. KORISNICI USTANOVA SOCIJALNE SKRBI ZA INVALIDNU DJECU I OMLADINU OMETENU U PSIHIČKOM I FIZIČKOM RAZVOJU PREMA RODITELJIMA</b> <i>GRAPH 6. RESIDENTS OF SOCIAL WELFARE INSTITUTIONS FOR DISABLED CHILDREN AND YOUTH IMPEDED IN PSYCHICAL AND PHYSICAL DEVELOPMENT, BREAKDOWN BY PARENTS.....</i>	<b>39</b>
<b>11. ZAPOSLENI U CENTRIMA ZA SOCIJALNI RAD</b> <i>EMPLOYEES IN THE SOCIAL WELFARE CENTRES.....</i>	<b>40</b>
<b>GRAFIKON 7. ZAPOSLENI U CENTRIMA ZA SOCIJALNI RAD</b> <i>GRAPH 7. EMPLOYEES IN THE SOCIAL WELFARE CENTRES.....</i>	<b>40</b>
<b>12. ZAPOSLENI U DOMOVIMA ZA DJECU I OMLADINU</b> <i>EMPLOYEES IN THE INSTITUTIONS FOR CHILDREN AND YOUTH.....</i>	<b>41</b>
<b>GRAFIKON 8. ZAPOSLENI U DOMOVIMA ZA DJECU I OMLADINU PO SPOLU</b> <i>GRAPH 8. EMPLOYEES IN THE INSTITUTIONS FOR CHILDREN AND YOUTH BY SEX.....</i>	<b>41</b>
<b>13. ZAPOSLENI U USTANOVAMA ZA INVALIDNU DJECU I OMLADINU OMETENU U PSIHIČKOM I FIZIČKOM RAZVOJU</b> <i>EMPLOYEES IN THE INSTITUTIONS FOR CHILDREN AND YOUTH IMPEDED IN PSYCHICAL AND PHYSICAL DEVELOPMENT.....</i>	<b>42</b>
<b>14. USTANOVE SOCIJALNE SKRBI ZA ODRASLE INVALIDNE OSOBE</b> <i>SOCIAL WELFARE INSTITUTIONS FOR ADULT HANDICAPPED PERSONS.....</i>	<b>43</b>
<b>15. USTANOVE SOCIJALNE SKRBI ZA ODRASLE OSOBE</b> <i>SOCIAL WELFARE INSTITUTIONS FOR ADULT PERSONS.....</i>	<b>43</b>

## **PREDGOVOR**

Agencija za statistiku BiH objavljuje bilten «Socijalna skrb u BiH» prvi put. Podaci dati u ovom biltenu su rezultat agregiranja podataka entitetskih zavoda za statistiku Federacije BiH i Republike Srpske.

Ubuduće će ovaj bilten biti redovna godišnja publikacija Agencije za statistiku.

U biltenu «Socijalna skrb u BiH» Agencija za statistiku BiH objavljuje podatke o korisnicima svih oblika, mjera i usluga socijalne skrbi, ali i podatke o ustanovama socijalne skrbi i zaposlenim u tim ustanovama, u periodu od 2000.-2005. Podaci su razvrstani prema starosti korisnika, stupnju ugroženosti, vrsti socijalnih potreba i ustanovama za pružanje socijalne skrbi.

Agencija za statistiku bit će zahvalna na svim primjedbama i sugestijama koje će doprinijeti poboljšanju slijedećeg biltena.

Zdenko Milinović  
Ravnatelj  
Agencije za statistiku

## **FOREWORD**

Agency for Statistics of BiH publishes a Bulletin «Social welfare in BiH» for the first time. This Bulletin is a result of aggregation data from entities statistical offices of Federation of BiH and Republic of Srpska.

In the future this Bulletin will be a regular annual publication of the Agency for Statistics of BiH.

In Bulletin «Social welfare in BiH» Agency for Statistics publish data on beneficiaries of all forms, measures and services of social welfare as well as data on social welfare institutions and employees of this institutions for the period 2000-2005. Data are given by the age of beneficiaries, extent of disadvantage as well as by kind of social needs and social welfare institutions.

Agency for Statistics will appreciate any suggestions and comments that could improve our next Bulletin.

Zdenko Milinović  
Director  
Agency for Statistic

## **METODOLOŠKA OBJAŠNENJA**

### ***Izvori podataka***

Podaci o maloljetnim i punoljetnim korisnicima socijalne skrbi i provedenim oblicima, mjerama i uslugama socijalne skrbi su rezultat agregiranja podataka uporedivih godišnjih istraživanja koja provode entitetske statistike i Distrikt Brčko.

### ***Obuhvatnost podataka***

Podaci o korisnicima i oblicima socijalne skrbi kao i o ustanovama socijalne skrbi, odnose se na kalendarsku godinu.

### ***Definicije***

#### ***Korisnici socijalne skrbi***

Korisnikom socijalne skrbi smatra se svaka osoba koja je u toku izvještajne godine jednom ili više puta koristila određene oblike i mjere socijalne skrbi i usluge socijalnog rada.

Korisnici su razvrstani u dvije osnovne dobne grupe-maloljetni i punoljetni korisnici.

#### ***Maloljetni korisnici***

##### ***Maloljetnici ugroženi obiteljskom situacijom***

*Bez oba roditelja* - djeca i omladina čija su oba roditelja umrla.

*Nepoznatih roditelja* – djeca i omladina roditelja čiji se identitet ne može utvrditi.

*Napušteni od roditelja* – djeca i omladina čiji su roditelji poznati i poznatog boravišta, ali su djecu napustili i odbijaju da se o njima staraju, kao i djeca poznatih roditelja nepoznatog boravišta i ostali slučajevi napuštanja djece od strane roditelja.

*Djeca roditelja spriječenih da obavljaju roditeljsku dužnost* uslijed izdržavanja kazne, dužeg liječenja u stacionaru, teškog kroničnog oboljenja, privremenog rada u inozemstvu, lišavanja poslovne sposobnosti i sl.

*Djeca roditelja lišenih roditeljskih prava* – djeca i omladina čijim je roditeljima odlukom suda oduzeto roditeljsko pravo. U ovu kategoriju spadaju i slučajevi kada je samo jednom od roditelja oduzeto roditeljsko pravo.

*Iz materijalno ugroženih obitelji* – djeca i omladina čiji roditelji nemaju ni minimalnih materijalnih i socijalnih uvjeta za podizanje djece, kao što su osobe bez stalnog izvora prihoda, s minimalnim приходima po članu kućanstva, nezaposlene osobe, osobe s neriješenim stambenim pitanjima.

## NOTES ON METHODOLOGY

### *Source of data*

Data on minor and adult beneficiaries of social welfare, and implemented forms, measures and services of social welfare are result of aggregating data from comparable annual survey which are conducted by Entity's Statistical Offices and Bureau of District Brcko.

### *Data coverage*

Data on beneficiaries and forms of social welfare, as well as data on social welfare institutions refer to a calendar year.

### *Definitions*

#### *Social welfare beneficiaries*

Social welfare beneficiary is every person who has used certain forms and measures of social welfare and social work services, once or several times during the reference year. Beneficiaries are classified into two basic age groups – minor and adult beneficiaries.

#### *Minor beneficiaries*

##### *Minor beneficiaries disadvantaged by family situation*

*Without both parents* – children and youth with both parents dead.

*Of unknown parents* – children and youth of parents whose identity cannot be ascertained (foundlings).

*Abandoned by parents* – children and youth of known parents and residence, abandoned by parents who refuse to take care of them, as well as children of known parents and of unknown residence and other cases of parents abandoning children.

*Children of parents prevented from performing parental duty* due to certain constraints such as imprisonment, prolonged treatment in hospital, severe chronic disease, temporary employment abroad, working incapability, etc.

*Children of parents deprived of parental right* - children and youth of parents deprived of parental right by the decision of court. Cases when only one parent is deprived of parental right are also included in this category.

*Coming from economically disadvantaged families* - children and youth whose parents cannot provide even a minimum financial or social conditions for raising children such as persons without the permanent source of income, persons with minimal income per household member, unemployed persons, persons with housing problems, etc.

*Iz obitelji s poremećenim obiteljskim odnosima* – djeca i omladina koja žive u obiteljima u kojima postoje konfliktne situacije između pojedinih članova, svađe, grubosti, tuče, zlostavljanje, odsustvo emocionalnih veza i trajna neusklađenost odnosa, asocijalno, patološko i kriminalno ponašanje članova obitelji.

*Razvedenih ili roditelja u brakorazvodnom sporu* – djeca i omladina čiji su roditelji razvedeni ili je brakorazvodni spor u tijeku, za koje se na zahtjev suda utvrđuje kod kojeg će roditelja živjeti nakon razvoda braka, ili djeca za koju je u toku reguliranje alimentacije, viđanja drugog roditelja i drugo.

*Ostali maloljetnici ugroženi obiteljskom situacijom* – djeca samohranih roditelja, vanbračna djeca, djeca s neriješenim materijalnim, stambenim i drugim pitanjima.

### ***Maloljetnici ometeni u fizičkom i psihičkom razvoju***

*Maloljetnicima ometenim u fizičkom razvoju* se smatraju djeca i omladina s oštećenjem vida, sluha, s poremećajima u govoru i glasu, fizički invalidna kao i osobe višestruko ometene u razvoju.

*Maloljetnicima ometenim u psihičkom razvoju* se smatraju djeca i omladina koja su ometena u psihičkom razvoju, a razvrstana su prema važećim propisima o razvrstavanju i evidenciji ovih osoba.

### ***Maloljetnici s poremećajima u ponašanju i ličnosti***

*S asocijalnim ponašanjem* – djeca i omladina sklona skitnji, besposličanju, bježanju od kuće, nedoličnom ponašanju, prostituciji, uporabi alkohola, prevarama i sl.

*Maloljetni prestupnici ispod 14 godina* – djeca i omladina koja su izvršila prekršaj ili krivično djelo, a krivično su neodgovorna zbog uzrasta, kao i maloljetni narkomani.

*Psihički bolesne osobe* - maloljetne osobe sklone raznim psihičkim oboljenjima.

### ***Maloljetni korisnici u stanju različitih potreba socijalne skrbi***

*Bez specifične kategorije* – djeca i omladina koja se ne mogu uvesti ni u jednu od navedenih kategorija, zdravstveno neosigurana djeca i omladina, kao i djeca i omladina kojima se pruža pomoć u ostvarivanju određenih prava.

## ***PUNOLJETNI KORISNICI***

### ***Korisnici subvencioniranja troškova (stanarine, grijanja, sahrane)***

#### ***Fizički i psihički ometeni***

*S oštećenim vidom* – odrasle slijepe i slabovidne osobe.

*S oštećenim sluhom* – odrasle gluhe i nagluhe osobe.



*Coming from families with disturbed family relationships*-children and youth from families in which there are conflicts between family members, quarrels, asperities, beating, molesting, absence of emotional relationship and permanent incompatibility of relations, asocial, pathological and criminal behaviour of family members (vagrancy, crime, prostitution, alcohol or drug abuse, etc.) as well as parental indifference and negligence.

*Of divorced parents or parents in divorce procedure*-children and youth of divorced parents or parents in divorce procedure for whom, upon the request of court, the decision must be made on custody, financial support, right to visit a child, etc.

*Other minors with disturbed family relationship* – children of single parents, children with financial, housing and other problems.

### ***Physically and mentally handicapped minors***

*Physically handicapped minors* are children and youth with visual and hearing impairments, voice and speech impediments, physical handicaps and multiple disorders.

*Mentally handicapped minors* are children and youth with mental disorders, and are classified by current regulations on registration and classification of such persons.

### ***Minors with behavioural and personality disorders***

*With asocial behaviour* – children and youth inclined to vagrancy, running from home, indecent behaviour, prostitution, alcohol abuse, frauds, etc.

*Minor offenders under 14 years of age* – children and youth who have committed an offence or a criminal act and are not subject to legal prosecution due to their age as well as minor drug addicts.

### ***Mentally ill persons***

*Minor persons prone to various mental diseases.*

*Minor beneficiaries in need of different social and protective services*

*Without specific category* – children and youth who cannot be classified into any of the specific categories, children and youth without health insurance as well as children and youth being rendered assistance in exercising certain rights.

## ***ADULT BENEFICIARIES***

***Beneficiaries of subventions (for rents, heating, funeral).***

### ***Physically and mentally disabled***

*With visual disorders* – blind adults and adults with visual impairments.

*With hearing disorders* – deaf adults and adults with hearing impairments.

*Fizički invalidna* – odrasle osobe kod kojih je oboljenje trajno, zbog čega im je bitno smanjena radna sposobnost.

*Mentalno zaostale osobe* – odrasle osobe teško, teže, umjereno i lako mentalno zaostale.

*Ostale invalidne osobe* – odrasle osobe s ostalim fizičkim oštećenjima, nesposobne za rad i neosigurane po drugom osnovu, zatim odrasli distrofičari, osobe s posljedicama cerebralne paralize, osobe s više smetnji, osobe s poremećajima u ponašanju i slično.

*S kombiniranim smetnjama* – osobe kod kojih je medicinski utvrđena neka od psihičkih ili nervnih bolesti (neurotičari, psihotičari, epileptičari) i sl.

*Osobe društveno neprihvatljivog ponašanja* su osobe s asocijalnim ponašanjem (skitnja, prosjačenje, prostitucija, osobe sklone vršenju krivičnih djela i prekršaja, uporabi alkohola, narkomanija).

*Psihički bolesne osobe* su osobe sklone raznim psihičkim oboljenjima.

***Osobe koje nemaju dovoljno prihoda za izdržavanje, materijalno neosigurana.***

*Materijalno neosigurane osobe* su osobe koje su sposobne za rad, ali nemaju sredstava za život, niti ih po drugom osnovu mogu osigurati i mlađe su od 65 godina (muškarci) odnosno 60 godina (žene).

*Osobe nesposobne za rad* su osobe potpuno i trajno nesposobne za rad, bez sredstava za život, a mlađe su od 65 godina (muškarci) odnosno 60 godina (žene).

*Stare osobe bez obiteljskog staranja* – osobe koje nemaju djece ni drugih bližih srodnika koji su dužni da se o njima staraju kao i osobe bez sredstava za život (bez imovine, ili bilo kakvih drugih redovnih prihoda).

*Kronično bolesne* – slijepi, psihički oboljele, fizički invalidne i kronično oboljele osobe.

***Bez specifične kategorije (ostali)***

Osobe s obiteljskim problemima, osobe u brakorazvodnom sporu i ostale osobe bez specifične kategorije.

## ***OBLICI, MJERE I USLUGE SOCIJALNE SKRBI***

Pod oblikom, mjerom ili uslugom podrazumijeva se svaki slučaj sprovedene skrbi na osnovu zakona i propisa iz ove oblasti od strane centra za socijalni rad, ili službe socijalne skrbi.

Podaci o oblicima, mjerama i uslugama odnose se na broj sprovedenih odnosno korištenih oblika, mjera i usluga u izvještajnom periodu, a ne na broj osoba. Jedna ista osoba može se pojaviti više puta kao korisnik tj. onoliko puta koliko je koristila neki od oblika, mjera i usluga u tijeku izvještajne godine. Ako osoba više puta koristi isti oblik, mjeru ili uslugu bit će obuhvaćena samo jednom. Ako osoba koristi više oblika, mjera ili usluga obuhvatit će se kod svakog oblika, odnosno mjere ili usluge.

*Physically disabled* – adults with permanent diseases (incurable and long lasting) which reduced their working capability.

*Mentally disabled* – adult persons with severe, less severe, moderate and mild mental handicaps.

*Other disabled persons* – adults with other physical handicaps, unable to work and unprovided on other basis, adults with muscular dystrophy, persons suffering from cerebral paralysis, persons with multiple disorders, behavioural disorders, etc.

*With combined disorders* – persons with the medical diagnosis of certain mental or neurological disease (neurotics, psychotics and epileptics), etc.

*Persons with socially unacceptable behaviour* are persons with asocial behaviour (vagrancy, begging, prostitution, person's inclined criminal acts and offences, alcohol and drug abuse).

*Mentally ill persons* are persons prone to various mental diseases.

### ***Persons not having a sufficient income to support themselves, financially unprovided***

*Financially unprovided persons* are persons able to work but don't have finances for living or are unable to provide them on other basis and are under 65 years of age (men), or under 60 (women).

*Unable to work* – persons completely and permanently unable to work, without financial resources of living, and are under 65 (men), or 60 (women).

*Old persons without family care* – persons without children or any other close relatives obliged to take care of them as well as persons without resources to provide for a living (without property or any other regular income as well as persons owning a farm but due to old age and weakness are unable to cultivate land and provide for life).

*Chronically ill* – blind, mentally ill, physically handicapped and persons with chronic disease.

### ***Without specific category (others)***

Persons with family problems, persons in divorcement procedure and other persons without specific category.

## ***FORMS, MEASURES AND SERVICES OF SOCIAL WELFARE***

Form, measure or service are considered every case of protection provided by Centre of social welfare or Social welfare service on the basis of legal acts and regulations concerned with this field.

Data on forms, measures, and services refer to the number of conducted, that is, used forms, measures and services in the reference period, and not to the number of persons. One person can be shown several times as a beneficiary, as much times as it has used some of the forms, measures and services during the reference year. If the same person uses the same form, measure or service more than once, it is covered only once. If a person uses several forms, measures or services, it is covered by each form, measure and service.

## **OBLICI SOCIJALNE SKRBI**

*Starateljstvo* podrazumijeva slučajeve kada se maloljetna ili punoljetna osoba koja je lišena poslovne sposobnosti, stavlja pod starateljstvo.

*Usvojenje* podrazumijeva slučajeve zakonskog usvojenja.

### ***Smještaj u ustanove***

*Predškolske ustanove* – podrazumijeva one slučajeve kada se troškovi smještaja i boravka osiguravaju iz sredstava socijalne ili dječje skrbi.

*Smještaj u ustanove socijalne skrbi* podrazumijeva smještaj maloljetnih i punoljetnih korisnika u odgovarajuće ustanove socijalne skrbi: dječji domovi, domovi za odojčad i malu djecu, za djecu ometenu u razvoju, za odgojno zapuštenu djecu i omladinu, domovi za stare i iznemogle, za umirovljenike, kao i domovi za odrasle invalidne osobe i prihvatne stanice za maloljetne i punoljetne osobe.

*Smještaj u drugu obitelj* podrazumijeva osiguravanje stanovanja, ishrane, odgoja i brige u obitelji u koju se smještaju osobe u stanju socijalne potrebe (djeca, odrasli, ostarjeli).

*Smještaj u učenički ili studentski dom, smještaj u ustanovu za djecu bez roditeljskog staranja, smještaj u ustanovu za rehabilitaciju i skrb, smještaj u druge ustanove socijalne skrbi kao i smještaj u dom za stare osobe* su također vidovi smještaja u ustanove u okviru oblika socijalne skrbi.

## **MJERE SOCIJALNE SKRBI**

*Mjere prema maloljetnicima* podrazumijevaju angažiranje centra za socijalni rad na provođenju odgojnih mjera koje je sud izrekao kao i mjera koje centar poduzima na osnovu svoje odluke.

*Upućivanje na školovanje i osposobljavanje* podrazumijeva angažiranje centra za socijalni rad oko uključivanja na redovno školovanje maloljetnih korisnika socijalne skrbi koji su napustili školu ili nisu bili obuhvaćeni redovnim školovanjem, kao i uključivanje djece i omladine ometene u razvoju na specijalno obrazovanje.

*Ostale mjere* podrazumijevaju slučajeve pružanja savjeta u vezi s odgojnim i razvojnim problemima djece, osiguravanja ljetovanja i oporavka iz sredstava socijalne skrbi, reguliranja zdravstvene zaštite neosiguranih osoba i sl.

*Pomoć za osposobljavanje i privređivanje* podrazumijeva zasnivanje radnog odnosa osoba u stanju socijalne potrebe angažiranjem centra za socijalni rad na pripremi kolektiva da prihvati tu osobu kao i rad s osobom u cilju uspješnog uključivanja u kolektiv. Ovdje se podrazumijeva i zasnivanje radnog odnosa na određeno vrijeme u «kućnoj» radinosti, raznim servisima i sl., kao i zapošljavanje invalidnih osoba u zaštitnim radionicama.

*Pomoć za rehabilitaciju* podrazumijeva novčana davanja u cilju uključivanja na osposobljavanje za rad ili profesionalnu rehabilitaciju djece i omladine ometene u psihičkom ili fizičkom razvoju kao i odraslih invalidnih osoba, a na teret sredstava centara za socijalni rad odnosno službi socijalne skrbi.

## **FORMS OF SOCIAL WELFARE**

*Guardianship* refers to every case of appointing a guardian to look after the affairs of minor or adult person deprived of working capability.

*Adoption* is considered every case of legal adoption.

### ***Placement (assignment) in institution***

*Pre-school institutions* – every case of accommodation expenses being financed from social welfare funds or funds for protection of children.

*Assignment to social welfare institutions* is considered accommodation of minor and adult beneficiaries in appropriate social welfare facilities such as: institutions for infants and young children, socially maladjusted children and youth, rest or retirement homes, institutions for adult handicapped persons and shelter stations for minors and adults persons.

*Foster care* is considered consigning persons (children, adults, old persons) in need of social protection to a family for dwelling, nourishment, upbringing and care.

Assignment to pupil and student hostel, assignment to institution for rehabilitation and protection, assignment to other social welfare institutions as well as an assignment to home for old people are also modes of placement in institutions, in the frame of the forms of social welfare.

## **MEASURES OF SOCIAL WELFARE**

*Measures concerning minors* are considered engagement of social welfare centre in conducting measures of upbringing proclaimed by court as well as measures conducted by centre upon its own decision.

*Assignment to school and vocational training* refers to the engagement of social welfare centre in including into the process of education minor beneficiaries that have left school or have not been covered by regular education as well as including mentally and physically handicapped children and youth in special education, i.e. vocational training.

*Other measures* are cases of rendering advice about problems in upbringing and development of children, providing summer vacations and rehabilitation financed from social welfare funds, covering health insurance of uninsured persons, etc.

*Assistance in vocational training and employment* is considered engagement of social welfare centre in employment of beneficiary in an enterprise as well as in preparing those persons for new working environment. Here is included employment on temporary basis «at home», various services, etc., as well as employing disabled in protective workshops.

*Allowance for rehabilitation* is money for vocational training or professional rehabilitation of mentally and physically handicapped children and youth and disabled adults, given from funds of social welfare centres or social welfare services.

## **NOVČANE POMOĆI**

*Stalna novčana pomoć* podrazumijeva novčana davanja koja osiguravaju centri za socijalni rad, a koja su jedini ili dopunski izvor sredstava za zadovoljavanje životnih potreba osoba u stanju socijalnih potreba.

*Jednokratna novčana pomoć* isplaćuje se najviše dva puta godišnje za kućanstvo i ne može iznositi više od ukupno pet iznosa novčane pomoći utvrđene zakonom, osim u slučajevima kada je zbog posebnih okolnosti potrebno odobriti veći iznos.

*Dodatak za tuđu njegu* podrazumijeva poseban novčani dodatak osobama kojima je potrebna pomoć druge osobe u zadovoljavanju njihovih egzistencijalnih potreba.

## **OSTALI OBLICI SKRBI I USLUGA**

*Razvrstavanje na temelju dijagnoza* podrazumijeva slučajeve kada nadležni organ izvrši razvrstavanje djece ometene u psihičkom i fizičkom razvoju.

*Pomoć u ostvarivanju određenih prava* podrazumijeva slučajeve pomoći oko reguliranja mirovine, alimentacije i dr.

*Pomoć u sređivanju bračnih i obiteljskih odnosa* po pravilu se provodi primjenom metoda savjetovanja i davanja stručnih mišljenja socio – psihološkog, pedagoškog, pravnog ili drugog karaktera.

*Ostale usluge* su stručne ekspertize, pisani izvještaji, posredovanja kod drugih institucija u cilju osiguravanja odgovarajuće pomoći kao i pomoći za ishranu, odjeću, obuću, ogrjev i sl.

## **USTANOVE SOCIJALNE SKRBI**

*Domovi za djecu i omladinu* osiguravaju privremeno ili trajno zbrinjavanje, ishranu, zdravstvenu zaštitu, odgajanje, obrazovanje i trajno osposobljavanje djece i omladine kojoj je potreban ovakav oblik skrbi.

*Ustanove socijalne skrbi za invalidnu djecu i omladinu ometenu u razvoju* osiguravaju u zavisnosti od vrste i stepena oštećenja, privremeni ili trajni smještaj, njegu, odgajanje, obrazovanje i osposobljavanje za rad pod posebnim uvjetima.

## ***ALLOWANCES***

*Permanent allowance* is money provided by social welfare centres or municipal social welfare services, which is the only or supplemental financial resource for persons in need of social welfare.

*One - off allowance* is paid twice a year at most for a household. This allowance cannot exceed the amount of five allowances in total determined in law, except for cases requiring greater amount due to special circumstances. The decision on the approval of such payment is made by an executive of the body that determines this right.

*Allowance for care rendered by other person* is a special allowance for persons requiring assistance of other person for satisfying their existential needs.

## ***OTHER FORMS OF PROTECTION AND SERVICES***

Classification on the basis of diagnoses is categorisation of mentally and physically handicapped children done by organization in charge.

Assistance in exercising certain rights refers to cases of rendering help for regulating pension, alimentation, etc.

Assistance in solving issues concerning children of divorced parents or parents in divorce procedure is considered giving opinions and suggestions to court about custody of children after divorce in cases when parents have reached no agreement.

Care and other services rendered in home refer to rendering health care in home to severely and less severely chronically diseased, immobile and otherwise diseased persons, irrespective of their financial condition.

Assistance in normalizing marriage and family relationship is done, regularly, through advisory methods and giving professional opinions of social, psychological, pedagogical, legal or other character. Here are included issues about parent's rights to visit children during and after the divorce, child recognition, and the like.

Other services are professional expertise, written reports and meditation at other institution in order to provide appropriate help as well as assistance in providing food, clothes, footwear, fuel, etc.

## ***SOCIAL WELFARE INSTITUTIONS***

Institutions for children and adolescent provide temporary or permanent care, food, health care, upbringing, education and vocational training for children and youth in need of such a form of protection.

Social welfare institutions for mentally and physically handicapped children and adolescents provide depending on the type and extent of disability, temporary or permanent accommodation, care, upbringing, education and training for work under special conditions.

*Ustanove socijalne skrbi za odrasle invalidne osobe* su poduzeća za profesionalnu rehabilitaciju koja osiguravaju stručno osposobljavanje i zapošljavanje osoba s umanjenim radnim sposobnostima. Zaposleni u ovim poduzećima su invalidne osobe koje mogu raditi u poduzeću ili kod kuće i rehabilitanti – invalidne osobe koje se nalaze na osposobljavanju ili prekvalifikaciji.

*Ustanove socijalne skrbi za odrasle osobe* su domovi za umirovljenike i druge odrasle osobe i socijalno-gerijatrijski centri koji osiguravaju privremeni ili trajni smještaj, ishranu, njegu i zdravstvenu zaštitu odraslim osobama koje su bez sredstava za život, bez obiteljskog staranja, ometena u psihičkom ili fizičkom razvoju i uslijed toga nesposobne za samostalan život, a i bez uvjeta da im se osigura odgovarajuća njega i pomoć u sopstvenoj obitelji.



Social welfare institutions for adult disabled persons are enterprises for professional rehabilitation which provide vocational training and employment of persons with impaired working capability. Employees of such enterprises are handicapped persons able to work in enterprises or at home and persons on rehabilitation – disabled persons attending vocational training or training for new qualification.

Social welfare institutions for adult persons are homes for pensioners and other adult persons and social-geriatric centres which provide temporary or permanent accommodation, food, nursing and health care for adult persons without financial resources or family care, mentally or physically disabled and therefore incapable for independent life and without conditions required for help being rendered in their own family.



## STATISTIKA SOCIJALNE SKRBI SOCIAL WELFARE STATISTICS

<b>1. Broj centara za socijalni rad od 2000-2005 godine</b> <i>Number of social welfare centres from 2000 - 2005</i>				
	FBiH	RS	DB	BiH
2000	73	43	-	<b>116</b>
2001	74	43	-	<b>117</b>
2002	71	43	-	<b>114</b>
2003	71	43	-	<b>114</b>
2004	72	43	-	<b>115</b>
2005	72	44	-	<b>116</b>

\* U Brčko Distriktu, ne postoji centar za socijalni rad, samo jedan pododjel u okviru odjela za zdravstvo.

\* *Social welfare center doesn't exist in Brcko Distrikt, there is only one department for Social welfare within Health Center of Brcko Distrikt.*

## 2. Maloljetni korisnici u BiH prema kategorijama i spolu

*Minor beneficiaries by categories and sex*

<b>Kategorija korisnika</b> <i>Category of beneficiary</i>		<b>2000</b>	<b>2001</b>	<b>2002</b>	<b>2003</b>	<b>2004</b>	<b>2005</b>	
<b>UKUPNO/TOTAL</b>	<b>svoga</b>	<b>100.172</b>	<b>113.857</b>	<b>121.179</b>	<b>129.519</b>	<b>133.737</b>	<b>144.027</b>	<i>all</i>
	muški	52.214	59.958	63.442	69.381	72.030	78.004	<i>male</i>
	ženski	47.958	53.899	57.737	60.138	61.707	66.023	<i>female</i>
<b>Ugroženi obiteljskom situacijom</b> <i>Disadvantage by family situation</i>	<b>svoga</b>	<b>41.222</b>	<b>53.075</b>	<b>53.389</b>	<b>55.875</b>	<b>55.298</b>	<b>57.078</b>	<i>all</i>
	muški	20.331	26.135	25.665	28.183	27.720	28.980	<i>male</i>
	ženski	20.891	26.940	27.724	27.692	27.578	28.098	<i>female</i>
Djeca bez oba roditelja <i>Children without both parents</i>	<b>svoga</b>	<b>1.666</b>	<b>1.636</b>	<b>1.543</b>	<b>1.465</b>	<b>1.173</b>	<b>1.325</b>	<i>all</i>
	muški	805	844	803	735	596	656	<i>male</i>
	ženski	861	792	740	730	577	<b>669</b>	<i>female</i>
Djeca nepoznatih roditelja <i>Children of unknown parents</i>	<b>svoga</b>	<b>136</b>	<b>208</b>	<b>128</b>	<b>134</b>	<b>119</b>	<b>103</b>	<i>all</i>
	muški	82	114	63	69	64	58	<i>male</i>
	ženski	54	94	65	65	55	45	<i>female</i>
Djeca napuštena od roditelja <i>Children abandoned by parents</i>	<b>svoga</b>	<b>816</b>	<b>779</b>	<b>845</b>	<b>820</b>	<b>902</b>	<b>818</b>	<i>all</i>
	muški	414	378	420	388	492	410	<i>male</i>
	ženski	402	401	425	432	410	408	<i>female</i>
Djeca roditelja spriječenih da obavljaju roditeljsku dužnost <i>Children of parents prevented from performing parental duty</i>	<b>svoga</b>	<b>624</b>	<b>618</b>	<b>650</b>	<b>692</b>	<b>638</b>	<b>682</b>	<i>all</i>
	muški	336	318	332	381	350	372	<i>male</i>
	ženski	288	300	318	311	288	310	<i>female</i>
Djeca roditelja lišenih roditeljskih prava <i>Children of parents deprived of parental rights</i>	<b>svoga</b>	<b>262</b>	<b>70</b>	<b>1.495</b>	<b>410</b>	<b>59</b>	<b>223</b>	<i>all</i>
	muški	136	33	494	215	35	115	<i>male</i>
	ženski	126	37	1.001	195	24	108	<i>female</i>
Djeca roditelja koja nemaju dovoljno prihoda <i>Children of parents who have not enough income for care</i>	<b>svoga</b>	<b>30.698</b>	<b>42.235</b>	<b>39.765</b>	<b>42.684</b>	<b>41.921</b>	<b>42.586</b>	<i>all</i>
	muški	14.652	20.194	18.565	20.861	20.426	20.952	<i>male</i>
	ženski	16.046	22.041	21.200	21.823	21.495	21.634	<i>female</i>
Djeca roditelja koji zanemaruju ili zlostavljaju djecu <i>Parents neglect or molest children</i>	<b>svoga</b>	<b>812</b>	<b>837</b>	<b>1.140</b>	<b>1.173</b>	<b>1.714</b>	<b>1.873</b>	<i>all</i>
	muški	390	403	548	604	896	971	<i>male</i>
	ženski	422	434	592	569	818	902	<i>female</i>

## 2. Maloljetni korisnici u BiH prema kategorijama i spolu

*Minor beneficiaries by categories and sex*

<b>Kategorija korisnika</b> <i>Category of beneficiary</i>		<b>2000</b>	<b>2001</b>	<b>2002</b>	<b>2003</b>	<b>2004</b>	<b>2005</b>	
Djeca čiji je razvoj ometen obiteljskim prilikama <i>Children whose development is hindered by family situation</i>	<b>svoga</b>	<b>3.972</b>	<b>4.268</b>	<b>4.681</b>	<b>5.030</b>	<b>5.276</b>	<b>5.690</b>	<i>all</i>
	muški	1.896	2.040	2.149	2.432	2.403	2.779	<i>male</i>
	ženski	2.076	2.228	2.532	2.598	2.873	2.911	<i>female</i>
Odgojno zanemarena i zapuštena djeca <i>Socially neglected and maladjusted children</i>	<b>svoga</b>	<b>2.236</b>	<b>2.784</b>	<b>3.142</b>	<b>3.467</b>	<b>3.496</b>	<b>3.778</b>	<i>all</i>
	muški	1.620	2.171	2.291	2.498	2.458	2.667	<i>male</i>
	ženski	616	613	851	969	1.038	1.111	<i>female</i>
<b>Osobe sa smetnjama u psihičkom i fizičkom razvoju</b> <i>Mentally and physically handicapped persons</i>	<b>svoga</b>	<b>8.665</b>	<b>8.506</b>	<b>8.687</b>	<b>9.459</b>	<b>9.017</b>	<b>10.152</b>	<i>all</i>
	muški	4.943	4.692	5.027	5.455	5.283	6.053	<i>male</i>
	ženski	3.722	3.814	3.660	4.004	3.734	4.099	<i>female</i>
S oštećenjem vida <i>With visual impairment</i>	<b>svoga</b>	<b>666</b>	<b>716</b>	<b>681</b>	<b>688</b>	<b>610</b>	<b>697</b>	<i>all</i>
	muški	322	375	345	363	317	362	<i>male</i>
	ženski	344	341	336	325	293	335	<i>female</i>
S oštećenjem sluha <i>With hearing impairment</i>	<b>svoga</b>	<b>602</b>	<b>614</b>	<b>578</b>	<b>646</b>	<b>590</b>	<b>634</b>	<i>all</i>
	muški	360	363	329	335	327	347	<i>male</i>
	ženski	242	251	249	311	263	287	<i>female</i>
S poremećajima u glasu i govoru <i>With voice and speech impediments</i>	<b>svoga</b>	<b>517</b>	<b>542</b>	<b>549</b>	<b>595</b>	<b>642</b>	<b>816</b>	<i>all</i>
	muški	284	290	309	349	381	537	<i>male</i>
	ženski	233	252	240	246	261	279	<i>female</i>
Fizički invalidne osobe <i>Physically disabled persons</i>	<b>svoga</b>	<b>1.057</b>	<b>1.133</b>	<b>1.147</b>	<b>1.245</b>	<b>1.278</b>	<b>1.426</b>	<i>all</i>
	muški	621	602	664	718	768	826	<i>male</i>
	ženski	436	531	483	527	510	600	<i>female</i>
Mentalno zaostale osobe <i>Mentally disabled persons</i>	<b>svoga</b>	<b>3.585</b>	<b>3.277</b>	<b>3.407</b>	<b>3.551</b>	<b>3.421</b>	<b>3.465</b>	<i>all</i>
	muški	1.963	1.823	1.961	2.043	1.991	2.056	<i>male</i>
	ženski	1.622	1.454	1.446	1.508	1.430	1.409	<i>female</i>
S poremećajima u ponašanju i ličnosti <i>With behavioural and personal breakdown</i>	<b>svoga</b>	<b>800</b>	<b>836</b>	<b>797</b>	<b>963</b>	<b>729</b>	<b>992</b>	<i>all</i>
	muški	585	490	520	599	448	609	<i>male</i>
	ženski	215	346	277	364	281	383	<i>female</i>
S kombiniranim smetnjama <i>With combined handicap</i>	<b>svoga</b>	<b>1.438</b>	<b>1.388</b>	<b>1.528</b>	<b>1.771</b>	<b>1.747</b>	<b>2.122</b>	<i>all</i>
	muški	808	749	899	1.048	1.051	1.316	<i>male</i>
	ženski	630	639	629	723	696	806	<i>female</i>

## 2. Maloljetni korisnici u BiH prema kategorijama i spolu

*Minor beneficiaries by categories and sex*

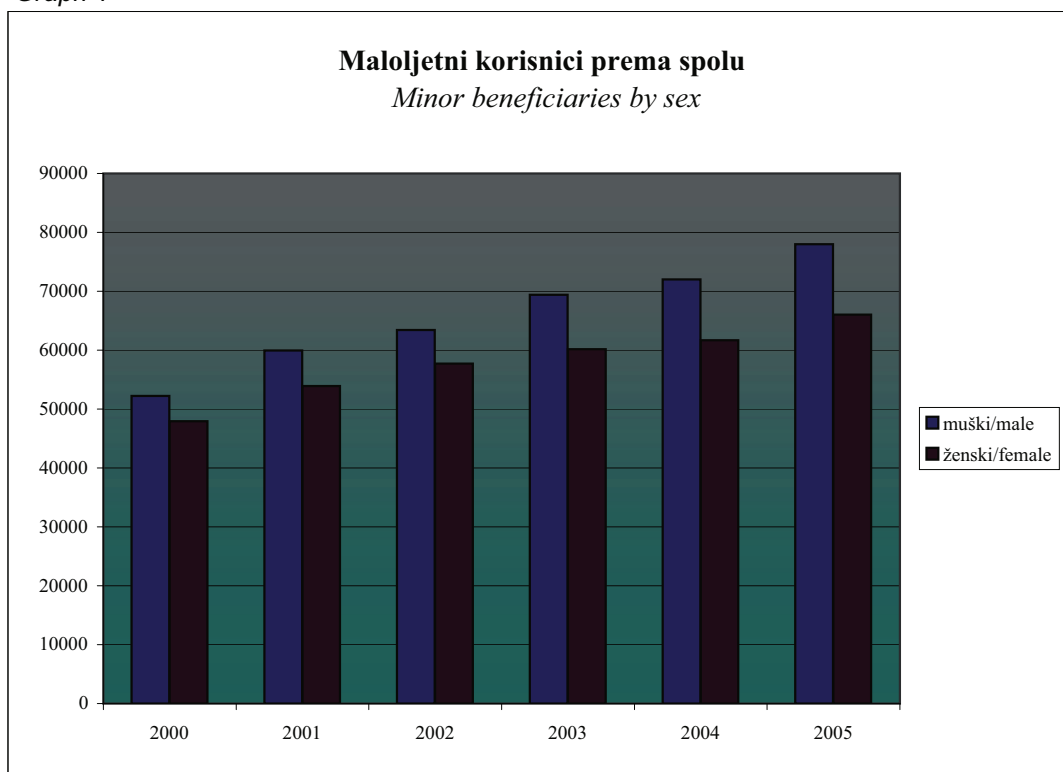
Kategorija korisnika <i>Category of beneficiary</i>		2000	2001	2002	2003	2004	2005	
<b>Osobe društveno neprihvatljivog ponašanja</b> <i>Persons with social unacceptable behavior</i>	<b>svega</b>	<b>3.995</b>	<b>4.507</b>	<b>4.681</b>	<b>5.213</b>	<b>5.301</b>	<b>6.369</b>	<i>all</i>
	muški	3.199	3.456	3.539	3.917	4.127	4.926	<i>male</i>
	ženski	796	1.051	1.142	1.296	1.174	1.443	<i>female</i>
Skлоне skitnji <i>Inclined to vagrancy</i>	<b>svega</b>	<b>627</b>	<b>723</b>	<b>743</b>	<b>843</b>	<b>872</b>	<b>925</b>	<i>all</i>
	muški	418	480	492	529	533	615	<i>male</i>
	ženski	209	243	251	314	339	310	<i>female</i>
Skлоне prosjačenju <i>Inclined to begging</i>	<b>svega</b>	<b>451</b>	<b>572</b>	<b>674</b>	<b>802</b>	<b>715</b>	<b>872</b>	<i>all</i>
	muški	260	310	374	418	402	477	<i>male</i>
	ženski	191	262	300	384	313	395	<i>female</i>
Skлоне prostituciji <i>Inclined to prostitution</i>	<b>svega</b>	<b>112</b>	<b>166</b>	<b>179</b>	<b>137</b>	<b>150</b>	<b>269</b>	<i>all</i>
	muški	20	43	52	28	25	143	<i>male</i>
	ženski	92	123	127	109	125	126	<i>female</i>
Skлоне vršenju krivičnih djela <i>Inclined to committing criminal acts</i>	<b>svega</b>	<b>2.335</b>	<b>2.511</b>	<b>2.374</b>	<b>2.700</b>	<b>2.800</b>	<b>3.555</b>	<i>all</i>
	muški	2.130	2.228	2.068	2.367	2.556	3.138	<i>male</i>
	ženski	205	283	306	333	244	417	<i>female</i>
Alkoholičari <i>Alcoholics</i>	<b>svega</b>	<b>275</b>	<b>249</b>	<b>301</b>	<b>375</b>	<b>374</b>	<b>372</b>	<i>all</i>
	muški	232	198	226	294	297	280	<i>male</i>
	ženski	43	51	75	81	77	92	<i>female</i>
Narkomani <i>Drug addicts</i>	<b>svega</b>	<b>195</b>	<b>286</b>	<b>300</b>	<b>356</b>	<b>390</b>	<b>376</b>	<i>all</i>
	muški	139	197	217	281	314	273	<i>male</i>
	ženski	56	89	83	75	76	103	<i>female</i>
<b>Psihički bolesne osobe</b> <i>Mentally ill persons</i>	<b>svega</b>	<b>338</b>	<b>340</b>	<b>390</b>	<b>334</b>	<b>335</b>	<b>328</b>	<i>all</i>
	muški	199	185	228	189	198	195	<i>male</i>
	ženski	139	155	162	145	137	133	<i>female</i>
Skлоне raznim psihičkim oboljenjima <i>Inclined to different mentally diseases</i>	<b>svega</b>	<b>338</b>	<b>340</b>	<b>387</b>	<b>334</b>	<b>335</b>	<b>328</b>	<i>all</i>
	muški	<b>199</b>	185	225	189	<b>198</b>	195	<i>male</i>
	ženski	<b>139</b>	155	162	145	<b>137</b>	133	<i>female</i>

## 2. Maloljetni korisnici u BiH prema kategorijama i spolu

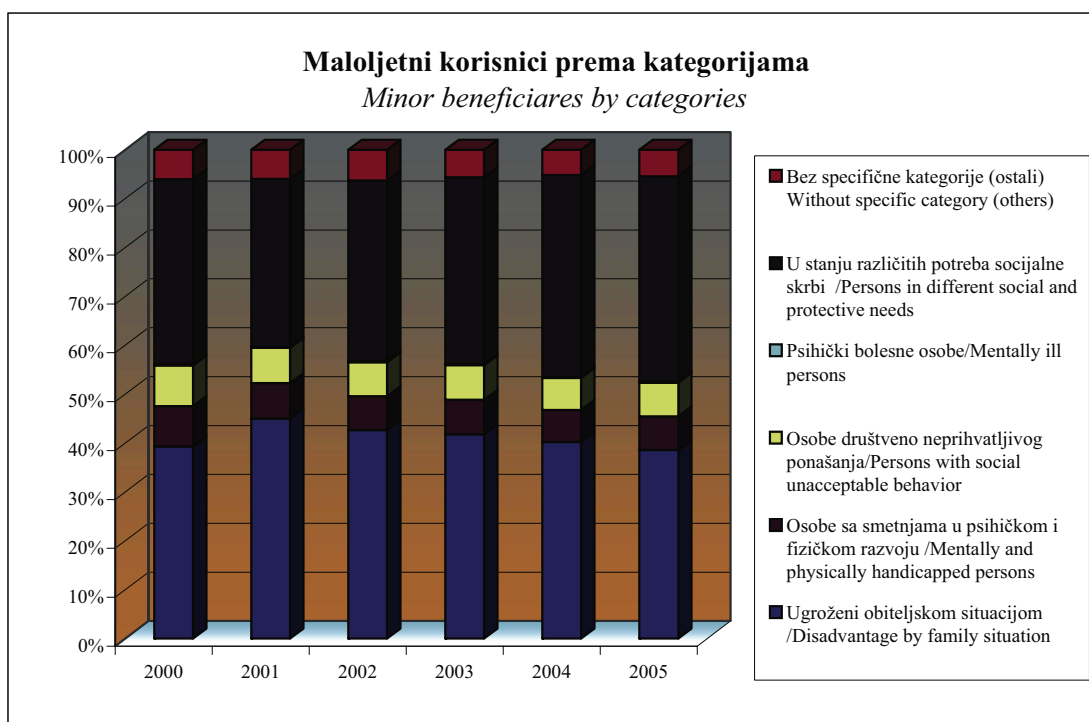
*Minor beneficiaries by categories and sex*

<b>Kategorija korisnika</b> <i>Category of beneficiary</i>		<b>2000</b>	<b>2001</b>	<b>2002</b>	<b>2003</b>	<b>2004</b>	<b>2005</b>	
<b>U stanju različitih potreba socijalne skrbi</b> <i>Persons in different social and protective needs</i>	<b>svoga</b>	<b>39.634</b>	<b>40.391</b>	<b>46.136</b>	<b>51.086</b>	<b>56.696</b>	<b>62.104</b>	<i>all</i>
	muški	20.480	22.013	25.023	27.881	31.690	33.598	<i>male</i>
	ženski	19.154	18.378	21.113	23.205	25.006	28.506	<i>female</i>
S teškim stambenim prilikama <i>With serious housing problems</i>	<b>svoga</b>	<b>7.885</b>	<b>7.099</b>	<b>6.343</b>	<b>5.761</b>	<b>5.866</b>	<b>7.252</b>	<i>all</i>
	muški	3.823	3.563	3.367	2.820	3.009	3.707	<i>male</i>
	ženski	4.062	3.536	2.976	2.941	2.857	3.545	<i>female</i>
Vratile se s izdržavanja kazne <i>Returned from imprisonment</i>	<b>svoga</b>	<b>8</b>	<b>9</b>	<b>11</b>	<b>175</b>	<b>186</b>	19	<i>all</i>
	muški	8	9	10	<b>164</b>	172	15	<i>male</i>
	ženski	-	-	1	<b>11</b>	14	4	<i>female</i>
Stradale u elementarnim nepogodama <i>Suffered in natural disasters</i>	<b>svoga</b>	<b>40</b>	<b>135</b>	<b>83</b>	<b>120</b>	<b>150</b>	<b>57</b>	<i>all</i>
	muški	19	69	44	60	58	30	<i>male</i>
	ženski	21	66	39	60	92	27	<i>female</i>
Civilne žrtve rata <i>Civil victims of war</i>	<b>svoga</b>	<b>2.847</b>	<b>704</b>	<b>669</b>	<b>606</b>	<b>664</b>	<b>682</b>	<i>all</i>
	muški	1.936	380	401	353	378	351	<i>male</i>
	ženski	911	324	268	253	286	331	<i>female</i>
Članovi obitelji civilnih žrtava rata <i>Members of family of civil victims of war</i>	<b>svoga</b>	<b>739</b>	<b>845</b>	<b>1.387</b>	<b>1.063</b>	<b>668</b>	<b>896</b>	<i>all</i>
	muški	385	412	762	558	343	496	<i>male</i>
	ženski	354	433	625	505	325	400	<i>female</i>
Kojima su potrebne usluge socijalnog rada <i>Who need services of social welfare</i>	<b>svoga</b>	<b>28.115</b>	<b>31.559</b>	<b>37.643</b>	<b>43.361</b>	<b>49.162</b>	<b>53.198</b>	<i>all</i>
	muški	14.309	17.560	20.439	23.926	27.730	28.999	<i>male</i>
	ženski	13.806	14.039	17.204	19.435	21.432	24.199	<i>female</i>
<b>Bez specifične kategorije(ostali)</b> <i>Without specific category (others)</i>	<b>svoga</b>	<b>6.318</b>	<b>7.038</b>	<b>7.896</b>	<b>7.552</b>	<b>7.090</b>	<b>7.996</b>	<i>all</i>
	muški	3.062	3.477	3.960	3.756	3.012	4.252	<i>male</i>
	ženski	3.256	3.561	3.936	3.796	4.078	3.744	<i>female</i>

**Grafikon 1**  
Graph 1



**Grafikon 2**  
Graph 2





### 3. Punoljetni korisnici prema kategorijama i spolu

*Adult beneficiaries by category and sex*

<b>Kategorija korisnika</b> <i>Category of beneficiary</i>		<b>2000</b>	<b>2001</b>	<b>2002</b>	<b>2003</b>	<b>2004</b>	<b>2005</b>	
<b>UKUPNO/TOTAL</b>	svoga	<b>377.057</b>	<b>393.579</b>	<b>423.324</b>	<b>461.580</b>	<b>480.366</b>	<b>453.808</b>	<i>all</i>
	muški	178.014	189.287	214.923	238.285	217.203	219.265	<i>male</i>
	ženski	199.043	204.292	208.401	223.295	263.163	234.543	<i>female</i>
<b>Korisnici subvencioniranih troškova</b> <i>Beneficiaries of subventions</i>	svoga	<b>13.782</b>	<b>31.918</b>	<b>47.399</b>	<b>43.481</b>	<b>27.869</b>	<b>24.314</b>	<i>all</i>
	muški	6.499	18.022	27.473	25.311	9.645	13.271	<i>male</i>
	ženski	7.283	13.896	19.926	18.170	18.224	11.043	<i>female</i>
Subvencionirani troškovi stanarine, grijanja, sahrane <i>Subventions for rents, heating, funeral</i>	svoga	<b>13.782</b>	<b>31.918</b>	<b>47.399</b>	<b>43.653</b>	<b>27.869</b>	<b>24.314</b>	<i>all</i>
	muški	6.499	18.022	27.473	25.483	9.645	13.271	<i>male</i>
	ženski	7.283	13.896	19.926	18.170	18.224	11.043	<i>female</i>
<b>Osobe sa smetnjama u psihičkom i fizičkom razvoju</b> <i>Mentally and psysically handicapped persons</i>	svoga	<b>18.899</b>	<b>20.024</b>	<b>20.846</b>	<b>22.021</b>	<b>22.544</b>	<b>23.980</b>	<i>all</i>
	muški	10.065	11.137	11.478	12.258	12.236	12.826	<i>male</i>
	ženski	8.834	8.887	9.368	9.763	10.308	11.154	<i>female</i>
S oštećenjem vida <i>With visual impairment</i>	svoga	<b>2.248</b>	<b>2.335</b>	<b>2.281</b>	<b>2.501</b>	<b>2.704</b>	<b>2.789</b>	<i>all</i>
	muški	1.170	1.188	1.172	1.240	1.434	1.490	<i>male</i>
	ženski	1.078	1.147	1.109	1.261	1.270	1.299	<i>female</i>
S oštećenjem sluha <i>With hearing impairment</i>	svoga	<b>1.747</b>	<b>2.144</b>	<b>1.732</b>	<b>1.956</b>	<b>2.011</b>	2.124	<i>all</i>
	muški	974	1.360	956	1.080	1.107	1.190	<i>male</i>
	ženski	773	784	776	876	904	934	<i>female</i>
S poremećajima u glasu i govoru <i>With voice and speech impediments</i>	svoga	<b>850</b>	<b>918</b>	<b>911</b>	<b>960</b>	<b>864</b>	<b>850</b>	<i>all</i>
	muški	479	512	506	543	439	461	<i>male</i>
	ženski	371	406	405	417	425	389	<i>female</i>
Fizički invalidne osobe <i>Psysically disabled persons</i>	svoga	<b>3.713</b>	<b>3.855</b>	<b>4.254</b>	<b>4.956</b>	<b>5.200</b>	<b>6.422</b>	<i>all</i>
	muški	1.981	2.083	2.385	2.810	2.846	<b>3.447</b>	<i>male</i>
	ženski	1.732	1.772	1.868	2.146	2.354	<b>2.975</b>	<i>female</i>
Mentalno nedovoljno razvijene osobe <i>Mentally disabled persons</i>	svoga	<b>6.756</b>	<b>7.041</b>	<b>7.701</b>	<b>8.207</b>	<b>8.359</b>	<b>8.001</b>	<i>all</i>
	muški	3.660	3.992	4.269	4.768	4.591	4.183	<i>male</i>
	ženski	3.096	3.049	3.432	3.439	3.768	3.818	<i>female</i>
S poremećajima u ponašanju i ličnosti <i>With behavioural and personality disorders</i>	svoga	<b>1.366</b>	<b>1.342</b>	<b>1.440</b>	<b>1.474</b>	<b>1.396</b>	<b>1.432</b>	<i>all</i>
	muški	708	828	904	905	887	857	<i>male</i>
	ženski	658	514	536	569	509	575	<i>female</i>
S kombiniranim smetnjama <i>With combined handicaps</i>	svoga	<b>2.219</b>	<b>2.389</b>	<b>2.527</b>	<b>2.743</b>	<b>2.931</b>	<b>3.201</b>	<i>all</i>
	muški	1.093	1.174	1.286	1.345	1.494	1.657	<i>male</i>
	ženski	1.126	1.215	1.241	1.398	1.437	1.544	<i>female</i>

### 3. Punoljetni korisnici prema kategorijama i spolu

*Adult beneficiaries by category and sex*

Kategorija korisnika <i>Category of beneficiary</i>		2000	2001	2002	2003	2004	2005	
<b>Osobe društveno neprihvatljivog ponašanja</b> <i>Persons with socially unacceptable behaviour</i>	svega	<b>4.508</b>	<b>5.068</b>	<b>5.760</b>	<b>6.639</b>	<b>6.248</b>	<b>6.852</b>	<i>all</i>
	muški	2.928	3.606	4.051	4.666	4.499	5.000	<i>male</i>
	ženski	1.580	1.462	1.709	1.973	1.749	1.852	<i>female</i>
Sklone skitnji <i>Inclined to vagrancy</i>	svega	<b>719</b>	<b>709</b>	<b>822</b>	<b>1.194</b>	<b>1.058</b>	<b>1.249</b>	<i>all</i>
	muški	429	415	471	602	602	781	<i>male</i>
	ženski	290	294	351	592	456	468	<i>female</i>
Sklone prosjačenju <i>Inclined to begging</i>	svega	<b>730</b>	<b>820</b>	<b>922</b>	<b>1.207</b>	<b>1.100</b>	<b>1.141</b>	<i>all</i>
	muški	326	406	442	609	508	518	<i>male</i>
	ženski	404	414	480	598	592	623	<i>female</i>
Sklone prostituciji <i>Inclined to prostitution</i>	svega	<b>256</b>	<b>255</b>	<b>295</b>	<b>219</b>	<b>185</b>	<b>555</b>	<i>all</i>
	muški	22	16	30	22	21	350	<i>male</i>
	ženski	234	239	265	197	164	205	<i>female</i>
Sklone vršenju krivičnih djela <i>Inclined to committing criminal acts</i>	svega	<b>795</b>	<b>839</b>	<b>975</b>	<b>1.201</b>	<b>1.264</b>	<b>1.081</b>	<i>all</i>
	muški	711	698	790	1.035	1.134	954	<i>male</i>
	ženski	84	141	185	166	130	127	<i>female</i>
Alkoholičari <i>Alcoholics</i>	svega	<b>1.703</b>	<b>2.014</b>	<b>2.191</b>	<b>2.290</b>	<b>2.243</b>	<b>2.314</b>	<i>all</i>
	muški	1.200	1.750	1.889	1.955	1.915	1.974	<i>male</i>
	ženski	503	264	302	335	328	340	<i>female</i>
Narkomani <i>Drug addicts</i>	svega	<b>305</b>	<b>440</b>	<b>555</b>	<b>528</b>	<b>398</b>	<b>487</b>	<i>all</i>
	muški	240	339	429	443	319	399	<i>male</i>
	ženski	65	101	126	85	79	88	<i>female</i>
<b>Psihički bolesne osobe</b> <i>Mentally ill persons</i>	svega	<b>2.900</b>	<b>2.932</b>	<b>3.565</b>	<b>4.437</b>	<b>4.355</b>	<b>5.329</b>	<i>all</i>
	muški	1.564	1.584	1.880	2.403	2.324	2.816	<i>male</i>
	ženski	1.336	1.348	1.685	2.034	2.031	2.513	<i>female</i>
Sklone raznim psihičkim oboljenjima <i>Inclined to different mentally diseases</i>	svega	<b>2.900</b>	<b>2.932</b>	<b>3.565</b>	<b>4.437</b>	<b>4.355</b>	<b>5.329</b>	<i>all</i>
	muški	1.564	1.584	1.880	2.403	2.324	2.816	<i>male</i>
	ženski	1.336	1.348	1.685	2.034	2.031	2.513	<i>female</i>
<b>Osobe koje nemaju dovoljno prihoda za uzdržavanje</b> <i>Persons not having a sufficient income to support themselves</i>	svega	<b>176.070</b>	<b>168.890</b>	<b>168.660</b>	<b>179.158</b>	<b>173.931</b>	<b>169.322</b>	<i>all</i>
	muški	81.612	83.085	82.902	91.468	75.673	81.344	<i>male</i>
	ženski	94.458	85.805	85.758	87.690	98.258	87.978	<i>female</i>
Materijalno neosigurane i za rad nesposobne osobe <i>Financially unprovided persons and persons unable to work</i>	svega	<b>30.091</b>	<b>32.596</b>	<b>31.936</b>	<b>36.102</b>	<b>31.704</b>	<b>41.094</b>	<i>all</i>
	muški	13.193	13.605	14.493	19.704	13.484	20.108	<i>male</i>
	ženski	16.898	18.991	17.443	16.398	18.220	20.986	<i>female</i>
Stare osobe bez obiteljskog staranja <i>Old persons without family care</i>	svega	<b>20.985</b>	<b>23.716</b>	<b>20.756</b>	<b>19.675</b>	<b>18.719</b>	<b>20.926</b>	<i>all</i>
	muški	9.071	10.106	9.151	9.159	8.561	9.369	<i>male</i>
	ženski	11.914	13.610	11.605	10.516	10.158	11.557	<i>female</i>

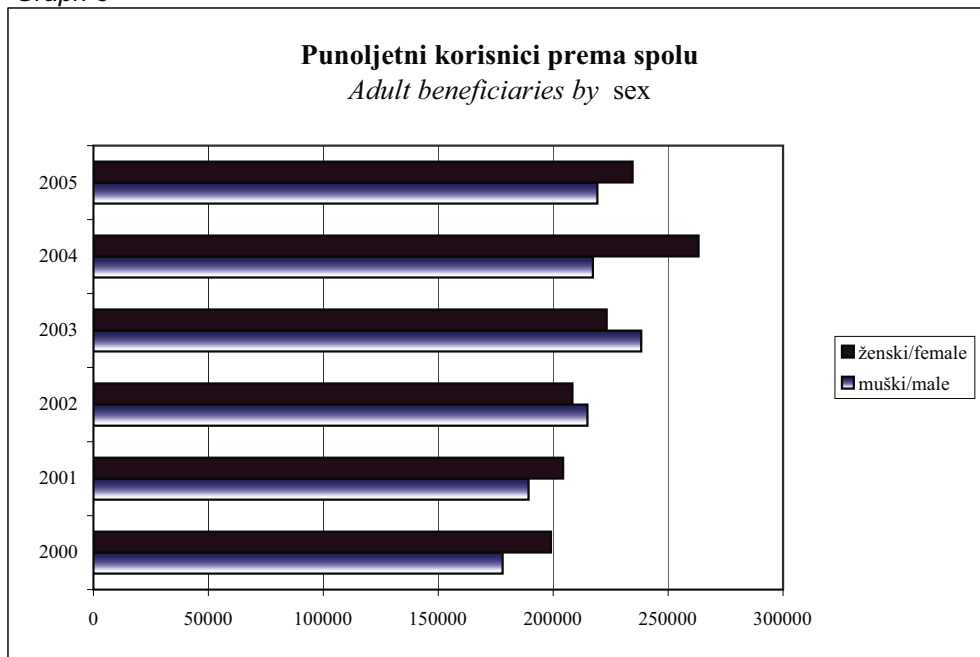
### 3. Punoljetni korisnici prema kategorijama i spolu

*Adult beneficiaries by category and sex*

Kategorija korisnika <i>Category of beneficiary</i>		2000	2001	2002	2003	2004	2005	
Kronično bolesne <i>Chronically ill</i>	svoga	<b>9.612</b>	<b>8.492</b>	<b>8.288</b>	<b>8.442</b>	<b>7.983</b>	<b>9.085</b>	<i>all</i>
	muški	4.231	3.899	3.889	4.051	3.652	4.015	<i>male</i>
	ženski	5.381	4.593	4.399	4.391	4.331	5.070	<i>female</i>
Osobe kojima je zbog posebnih okolnosti potrebna socijalna skrb <i>Persons requiring social services due to specific circumstances</i>	svoga	<b>20.525</b>	<b>23.099</b>	<b>27.024</b>	<b>33.977</b>	<b>37.446</b>	<b>31.591</b>	<i>all</i>
	muški	9.754	12.162	13.864	18.602	18.420	15.482	<i>male</i>
Ostale osobe u stanju socijalne skrbi <i>Other persons in need of social services</i>	svoga	<b>44.176</b>	<b>53.732</b>	<b>32.489</b>	<b>35.320</b>	<b>59.834</b>	<b>49.638</b>	<i>all</i>
	muški	20.596	30.147	17.484	14.997	23.329	23.852	<i>male</i>
Korisnici humanitarne pomoći <i>Beneficiaries of humanitarian aid</i>	svoga	<b>50.681</b>	<b>27.255</b>	<b>48.167</b>	<b>45.642</b>	<b>18.245</b>	<b>16.988</b>	<i>all</i>
	muški	24.767	13.166	24.021	24.955	8.227	8.518	<i>male</i>
<b>Osobe u stanju različitih potreba socijalne skrbi</b> <i>Persons in different social and protective needs</i>	svoga	<b>149.822</b>	<b>152.967</b>	<b>165.687</b>	<b>194.255</b>	<b>237.568</b>	<b>215.321</b>	<i>all</i>
	muški	70.231	66.369	81.689	96.969	109.042	99.689	<i>male</i>
S teškim stambenim prilikama <i>With serious housing problems</i>	svoga	<b>16.058</b>	<b>12.497</b>	<b>12.376</b>	<b>12.381</b>	<b>11.157</b>	<b>14.055</b>	<i>all</i>
	muški	7.619	6.115	5.737	6.604	6.101	7.183	<i>male</i>
Vratile se s izdržavanja kazne <i>Returned from imprisonment</i>	svoga	<b>167</b>	<b>137</b>	<b>121</b>	<b>185</b>	<b>187</b>	<b>207</b>	<i>all</i>
	muški	130	118	92	141	169	166	<i>male</i>
Stradale u elementarnim nepogodama <i>Suffered in natural disasters</i>	svoga	<b>278</b>	<b>1.241</b>	<b>302</b>	<b>234</b>	<b>150</b>	<b>201</b>	<i>all</i>
	muški	196	763	184	135	90	107	<i>male</i>
Civilne žrtve rata <i>Civil victims of war</i>	svoga	<b>3.245</b>	<b>4.512</b>	<b>3.767</b>	<b>3.564</b>	<b>3.565</b>	<b>3.532</b>	<i>all</i>
	muški	1.852	2.265	2.059	2.022	1.999	1.981	<i>male</i>
Članovi obitelji civilnih žrtava rata <i>Members of family of civilian victims of war</i>	svoga	<b>24.618</b>	<b>3.272</b>	<b>4.669</b>	<b>4.410</b>	<b>4.399</b>	<b>4.855</b>	<i>all</i>
	muški	10.092	1.550	1.828	1.790	1.785	1.970	<i>male</i>
Kojima su potrebne usluge socijalnog rada <i>In need of social welfare services</i>	svoga	<b>105.456</b>	<b>131.308</b>	<b>144.452</b>	<b>173.481</b>	<b>218.110</b>	<b>192.471</b>	<i>all</i>
	muški	50.342	55.558	71.789	86.277	98.898	88.282	<i>male</i>
<b>Bez specifične kategorije</b> <i>Without specific category</i>	svoga	<b>11.076</b>	<b>11.780</b>	<b>11.407</b>	<b>11.589</b>	<b>7.851</b>	<b>8.690</b>	<i>all</i>
	muški	5.115	5.484	5.450	5.210	3.784	4.319	<i>male</i>
	ženski	5.961	6.296	5.957	6.379	4.067	4.371	<i>female</i>

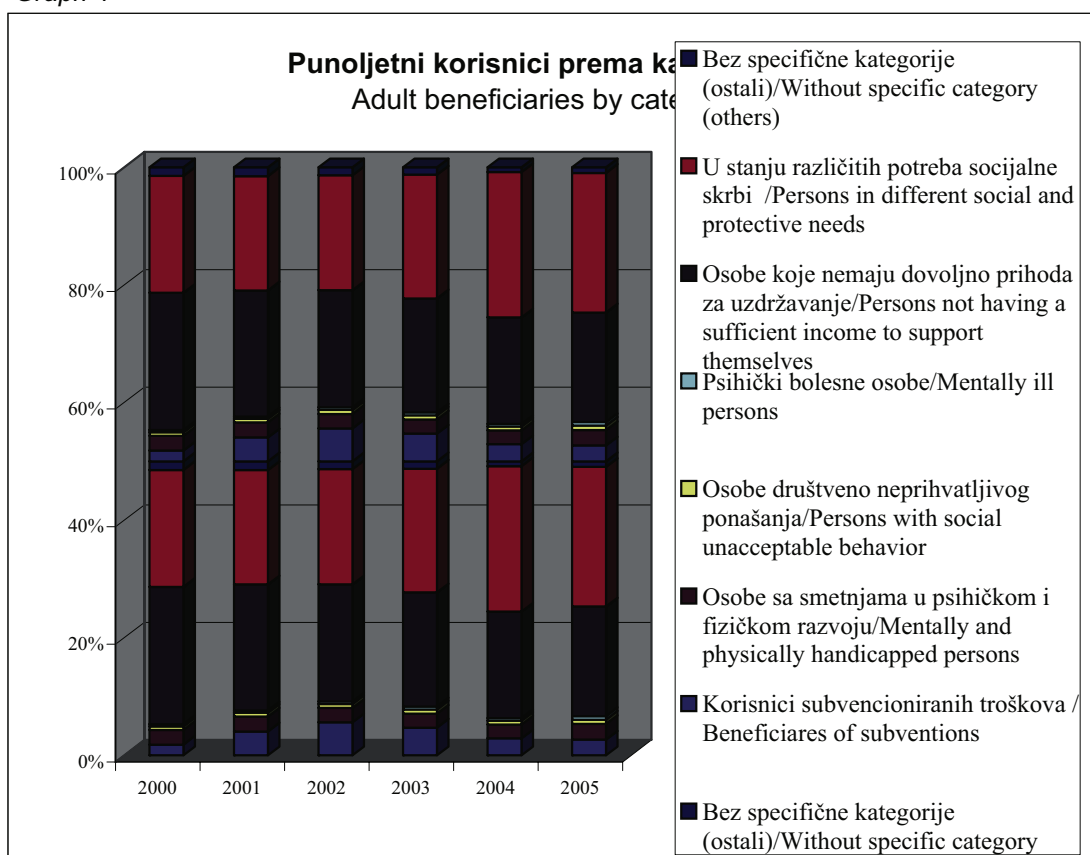
**Grafikon 3**

*Graph 3*



**Grafikon 4**

*Graph 4*



**4. Oblici i usluge socijalne skrbi-maloljetni korisnici**  
*Forms and services of social welfare-minor beneficiaries*

<b>Kategorija korisnika</b> <i>Category of beneficiaries</i>	<b>2000</b>	<b>2001</b>	<b>2002</b>	<b>2003</b>	<b>2004</b>	<b>2005</b>
<b>UKUPNO</b> <i>TOTAL</i>	<b>76.443</b>	<b>61.835</b>	<b>63.649</b>	<b>61.462</b>	<b>111.365</b>	<b>78.309</b>
<b>Starateljstvo i usvojenje</b> <i>Guarding and adoption</i>	4.503	5.175	8.646	5.178	5.404	10.865
Starateljstvo <i>Guardianship</i>	3.546	4.167	4.307	2.684	2.920	2.056
Starateljstvo za posebne slučajeve <i>Guardianship for special cases</i>	803	831	4.148	2.296	2.283	8.727
Usvojenje <i>Adoption</i>	154	177	191	198	201	82
<b>Smještaj u ustanove</b> <i>Placement in institutions</i>	2.917	2.413	2.465	2.340	2.196	2.323
U predškolske ustanove <i>In pre-school institutions</i>	94	96	98	45	48	142
U dom za djecu i omladinu <i>In institution for children and adolescents</i>	74	107	213	157	150	129
U ustanovu za djecu bez roditeljskog staranja <i>In institutions for children deprived of parental care</i>	621	644	632	666	629	669
Smještaj u drugu obitelj <i>With foster family</i>	1.682	1.066	961	908	918	934
U učenički ili studentski dom <i>In pupil or student hostel</i>	52	65	90	121	62	80
U ustanovu za rehabilitaciju i zaštitu <i>In institution for rehabilitation and care</i>	192	289	270	287	219	208

**4. Oblici i usluge socijalne skrbi-maloljetni korisnici**  
*Forms and services of social welfare-minor beneficiaries*

<b>Kategorija korisnika</b> <i>Category of beneficiaries</i>	<b>2000</b>	<b>2001</b>	<b>2002</b>	<b>2003</b>	<b>2004</b>	<b>2005</b>
U druge ustanove socijalne skrbi <i>In other social welfare facilities</i>	202	146	201	156	170	161
<b>Odgojne mjere zaštite i sigurnosti prema maloljetnicima</b> <i>Educational and protective measures to minors</i>	1.761	2.087	2.664	2.804	2.271	2.252
Sudski ukor <i>Court reprimand</i>	316	457	610	572	275	207
Pojačan nadzor roditelja ili staratelja <i>Extensive surveillance by parents or guardians</i>	441	439	513	525	620	601
Pojačan nadzor organa starateljstva <i>Extensive surveillance by guardian organization</i>	455	468	598	596	542	675
Pojačan nadzor u drugoj obitelji <i>Extensive surveillance in foster family</i>	42	22	20	26	131	30
Upućivanje u disciplinski centar <i>Assignment to disciplinary centre</i>	34	8	19	18	10	4
Upućivanje u odgojnu organizaciju <i>Assignment to organization for upbringing</i>	22	24	24	35	44	27
Upućivanje u odgojno-popravni dom <i>Assignment to correctional institution</i>	19	28	16	14	15	6
Upućivanje u maloljetnički pritvor <i>Assignment to juvenile prison</i>	14	11	16	12	16	19
Upućivanje u ustanovu za defektne maloljetnike <i>Assignment to institution for defective minors</i>	0	49	9	35	0	0
Ostale usluge <i>Other services</i>	418	581	839	971	618	683

#### 4. Oblici i usluge socijalne skrbi-maloljetni korisnici

##### *Forms and services of social welfare-minor beneficiaries*

<b>Kategorija korisnika</b> <i>Category of beneficiaries</i>	<b>2000</b>	<b>2001</b>	<b>2002</b>	<b>2003</b>	<b>2004</b>	<b>2005</b>
<b>Pomoć za osposobljavanje i privređivanje</b> <i>Assistance in vocational training</i>	541	339	302	276	334	637
Osposobljavanje za rad i privređivanje <i>Vocational training</i>	400	111	201	194	233	335
Pomoć za rehabilitaciju <i>Assistance in rehabilitation</i>	135	60	82	82	93	276
Uključivanje u radni odnos <i>Employment</i>	0	0	0	0	6	12
Uključivanje u ostale oblike (kućna radinost) <i>Inclusion in other forms of work (working at home)</i>	6	168	19	0	2	14
<b>Novčane pomoći</b> <i>Allowances</i>	4.704	7.018	7.657	6.859	6.954	9.004
Stalna novčana pomoć <i>Permanent allowance</i>	1.255	2.030	1.239	1.072	1.064	1.163
Izuzetna novčana pomoć <i>Special allowance</i>	182	295	1.055	526	376	355
Jednokratna novčana pomoć <i>One-off allowance</i>	2.501	3.224	2.647	2.887	2.431	4.128
Prava na dodatak za pomoć i njegu od strane drugih osoba <i>Entitlement to additional allowance for assistance and care rendered by other persons</i>	662	1.255	1.517	1.605	2.325	2.817
Pomoć za opremu djeteta samohranim nezaposlenim roditeljima <i>Allowance to single unemployed parents for outfitting a child</i>	104	214	1.199	769	758	541

#### 4. Oblici i usluge socijalne skrbi-maloljetni korisnici

##### *Forms and services of social welfare-minor beneficiaries*

<b>Kategorija korisnika</b> <i>Category of beneficiaries</i>	<b>2000</b>	<b>2001</b>	<b>2002</b>	<b>2003</b>	<b>2004</b>	<b>2005</b>
<b>Ostali oblici zaštite i usluga</b> <i>Other forms of protection and services</i>	62.017	44.803	41.915	44.005	94.206	53.228
Zdravstvena zaštita na teret općine ili centra <i>Health care at the expense of municipality or social welfare centre</i>	2.785	2.487	2.873	2.743	3.283	2.843
Pomoć u rješavanju stambenog pitanja <i>Assistance in solving housing problems</i>	232	240	248	156	144	236
Mirenje bračnih partnera <i>Reconciliation of spouses</i>	201	82	310	345	112	98
Njega i pomoć u kući <i>Care and assistance rendered at home</i>	54	128	41	38	47	71
Pomoć u sređivanju konfliktnih situacija <i>Assistance in conflict resolution</i>	4.370	3.274	3.335	4.533	5.545	5.682
Usluge socijalnog i drugog stručnog rada <i>Services of social and other professional work</i>	38.715	27.139	21.754	22.781	68.141	32.626
Pomoć za ishranu, ogrjev, odjeću i obuću <i>Allowances for food, fuel, clothing and footwear</i>	15.660	11.453	13.354	13.409	16.934	11.672



**5.Oblici i usluge socijalne skrbi-punoljetni korisnici**  
*Forms and services of social welfare-adult beneficiaries*

<b>Kategorija korisnika</b> <i>Category of beneficiaries</i>	<b>2000</b>	<b>2001</b>	<b>2002</b>	<b>2003</b>	<b>2004</b>	<b>2005</b>
<b>UKUPNO</b> <i>TOTAL</i>	<b>258.990</b>	<b>288.961</b>	<b>269.740</b>	<b>291.463</b>	<b>369.211</b>	<b>335.646</b>
<b>Starateljstvo</b> <i>Guardianship</i>	8.540	9.109	12.074	8.509	7.765	8.715
Starateljstvo <i>Guardianship</i>	2.740	3.701	4.017	3.843	2.426	4.993
Starateljstvo za posebne slučajeve <i>Guardianship for special cases</i>	5.800	5.408	8.057	4.666	5.339	3.722
<b>Smještaj u ustanove</b> <i>Placement in institutions</i>	1.255	1.561	1.780	1.595	1.893	1.848
U ustanovu za rehabilitaciju i zaštitu <i>In institution for rehabilitation and care</i>	140	246	234	355	227	251
U druge ustanove socijalne skrbi <i>In other social welfare facilities</i>	580	705	896	708	989	971
Smještaj u dom za stare osobe <i>In institution for old persons</i>	535	610	650	532	677	626
<b>Pomoć za osposobljavanje i privređivanje</b> <i>Assistance in vocational training</i>	526	154	163	273	1.214	876
Osposobljavanje za rad i privređivanje <i>Vocational training</i>	365	39	15	133	407	178
Pomoć za rehabilitaciju <i>Assistance in rehabilitation</i>	14	7	64	40	578	562
Uključivanje u radni odnos <i>Employment</i>	92	67	59	78	178	87

## 5. Oblici i usluge socijalne skrbi-punoljetni korisnici

### Forms and services of social welfare-adult beneficiaries

Kategorija korisnika <i>Category of beneficiaries</i>	2000	2001	2002	2003	2004	2005
Uključivanje u ostale oblike (kućna radinost) <i>Inclusion in other forms of work (working at home)</i>	55	41	25	22	51	49
<b>Novčane pomoći</b> <i>Allowances</i>	49.524	53.903	60.518	70.233	81.796	81.168
Stalna novčana pomoć <i>Permanent allowance</i>	18.142	19.779	19.022	16.022	17.214	15.463
Izuzetna novčana pomoć <i>Special allowance</i>	1.634	2.383	2.124	3.136	2.745	1.830
Jednokratna novčana pomoć <i>One-off allowance</i>	24.945	24.106	28.316	34.324	41.526	35.372
Prava na dodatak za pomoć i njegu od strane drugih osoba <i>Entitlement to additional allowance for assistance and care rendered by other persons</i>	4.082	7.336	10.176	15.135	18.726	26.901
Pomoć za opremu djeteta samohranim nezaposlenim roditeljima <i>Allowance to single unemployed parents for outfitting a child</i>	721	299	880	1.616	1.585	1.602
<b>Ostali oblici zaštite i usluga</b> <i>Other forms of protection and services</i>	199.145	224.234	195.205	210.853	276.543	243.039
Zdravstvena zaštita na teret općine ili centra <i>Health care at the expense of municipality or social welfare centre</i>	12.322	12.777	13.628	15.803	15.434	17.031
Pomoć u rješavanju stambenog pitanja <i>Assistance in solving housing problems</i>	710	594	1.464	1.113	1.586	857

## 5. Oblici i usluge socijalne skrbi-punoljetni korisnici

*Forms and services of social welfare-adult beneficiaries*

<b>Kategorija korisnika</b> <i>Category of beneficiaries</i>	<b>2000</b>	<b>2001</b>	<b>2002</b>	<b>2003</b>	<b>2004</b>	<b>2005</b>
Mirenje bračnih partnera <i>Reconciliation of spouses</i>	5.327	5.500	5.871	5.988	4.261	4.354
Njega i pomoć u kući <i>Care and assistance rendered at home</i>	3.710	1.654	1.276	1.220	1.309	2.590
Pomoć u sređivanju konfliktnih situacija <i>Assistance in conflict resolution</i>	8.013	6.671	9.027	10.179	9.965	19.240
Usluge socijalnog i drugog stručnog rada <i>Services of social and other professional work</i>	114.334	155.962	131.229	146.857	211.316	178.799
Pomoć za ishranu, ogrjev, odjeću i obuću <i>Allowances for food, fuel, clothing and footwear</i>	54.729	41.076	32.710	29.693	32.672	20.168

## 6. Ustanove socijalne skrbi u BiH (ukupno)

*Social welfare institutions in BiH (total)*

Korisnici prema spolu i starosti <i>Residents by sex and age</i>		Ukupno <i>Total</i>	Godine starosti korisnika <i>Age of residents</i>					iznad 18 godina <i>over 18 years</i>
			do 3 godine <i>under 3 years</i>	3 - 6	7 - 10	11 - 14	15 - 18	
2000	svega <i>all</i>	<b>519</b>	<b>117</b>	<b>65</b>	<b>88</b>	<b>104</b>	<b>88</b>	<b>57</b>
	muški <i>male</i>	300	70	32	49	63	53	33
	ženski <i>female</i>	219	47	33	39	41	35	24
2001	svega <i>all</i>	<b>539</b>	<b>120</b>	<b>83</b>	<b>76</b>	<b>110</b>	<b>108</b>	<b>42</b>
	muški <i>male</i>	320	70	44	32	71	74	29
	ženski <i>female</i>	219	50	39	44	39	34	13
2002	svega <i>all</i>	<b>587</b>	<b>111</b>	<b>86</b>	<b>85</b>	<b>99</b>	<b>153</b>	<b>53</b>
	muški <i>male</i>	306	57	49	44	52	74	30
	ženski <i>female</i>	281	54	37	41	47	79	23
2003	svega <i>all</i>	<b>603</b>	<b>96</b>	<b>76</b>	<b>94</b>	<b>87</b>	<b>167</b>	<b>83</b>
	muški <i>male</i>	345	53	43	50	48	98	53
	ženski <i>female</i>	258	43	33	44	39	69	30
2004	svega <i>all</i>	<b>733</b>	<b>69</b>	<b>112</b>	<b>119</b>	<b>124</b>	<b>173</b>	<b>136</b>
	muški <i>male</i>	374	39	64	68	64	96	43
	ženski <i>female</i>	359	30	48	51	60	77	93
2005	svega <i>all</i>	<b>721</b>	<b>66</b>	<b>96</b>	<b>124</b>	<b>123</b>	<b>143</b>	<b>169</b>
	muški <i>male</i>	362	36	61	76	65	78	46
	ženski <i>female</i>	359	30	35	48	58	65	123

\*U ovoj tabeli nisu uključeni podaci za Brčko Distrikt

\*District Brcko is not included in this table

## 7. Korisnici domova za djecu i omladinu prema roditeljima

*Residents of homes for children and youth, breakdown by parents*

	2000	2001	2002	2003	2004	2005	
<b>UKUPNO</b>	519	539	587	603	733	721	<b>TOTAL</b>
<b>Bez oba roditelja</b>	135	146	159	125	117	108	<i>Without both parents</i>
<b>Samo s majkom</b>	235	215	232	248	342	331	<i>Only with mother</i>
<b>Samo s ocem</b>	31	50	57	58	67	71	<i>Only with father</i>
<b>S oba roditelja</b>	118	128	139	172	207	211	<i>With both parents</i>
<b>Od toga djeca razvedenih roditelja</b>	63	34	56	72	100	114	<i>Of which, children of divorced parents</i>

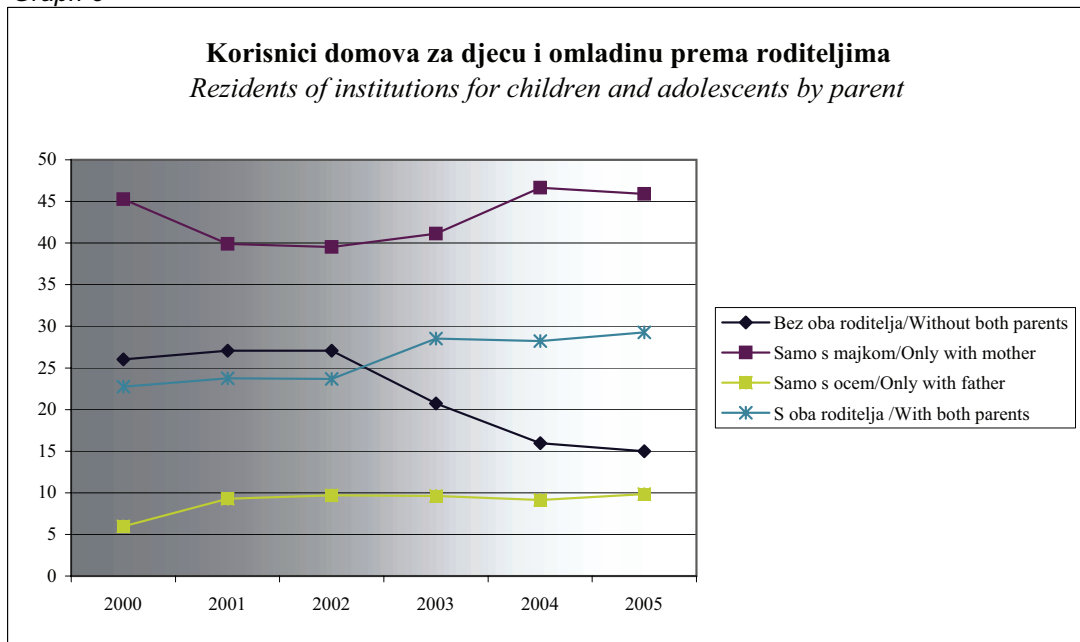
## 8. Struktura korisnika domova za djecu i omladinu, u %

*Structure of beneficiaries in the homes for children and youth, in %*

	2000	2001	2002	2003	2004	2005	
<b>UKUPNO</b>	100,00	100,00	100,00	100,00	100,00	100,00	<b>TOTAL</b>
<b>Bez oba roditelja</b>	26,01	27,09	27,09	20,73	15,96	14,98	<i>Without both parents</i>
<b>Samo s majkom</b>	45,28	39,89	39,52	41,13	46,66	45,91	<i>Only with mother</i>
<b>Samo s ocem</b>	5,97	9,28	9,71	9,62	9,14	9,85	<i>Only with father</i>
<b>S oba roditelja</b>	22,74	23,75	23,68	28,52	28,24	29,26	<i>With both parents</i>

**Grafikon 5**

*Graph 5*



## 9. Ustanove socijalne skrbi u BiH (ukupno)

*Social welfare institutions in BiH (total)*

### Ustanove socijalne skrbi za invalidnu djecu i omladinu ometenu u psihičkom i fizičkom razvoju

*Social welfare institutions for physically and mentally handicapped children and adolescents*

Korisnici prema spolu i starosti <i>Residents by sex and age</i>		Ukupno	Godine starosti korisnika					iznad 21 godine over 18 years
			10 godina i mlađi <i>10 years and younger</i>	11 - 13	14 - 15	16 - 17	18 - 21	
2000	svega <i>all</i>	<b>1.238</b>	<b>119</b>	<b>129</b>	<b>66</b>	<b>119</b>	<b>132</b>	<b>673</b>
	muški <i>male</i>	827	59	61	34	70	91	512
	ženski <i>female</i>	411	60	68	32	49	41	161
2001	svega <i>all</i>	<b>1.245</b>	<b>115</b>	<b>127</b>	<b>83</b>	<b>94</b>	<b>111</b>	<b>715</b>
	muški <i>male</i>	838	55	59	47	53	70	554
	ženski <i>female</i>	407	60	68	36	41	41	161
2002	svega <i>all</i>	<b>1.318</b>	<b>113</b>	<b>148</b>	<b>106</b>	<b>97</b>	<b>140</b>	<b>714</b>
	muški <i>male</i>	875	57	74	59	57	83	545
	ženski <i>female</i>	443	56	74	47	40	57	169
2003	svega <i>all</i>	<b>1.493</b>	<b>133</b>	<b>177</b>	<b>121</b>	<b>100</b>	<b>160</b>	<b>802</b>
	muški <i>male</i>	960	79	86	63	52	104	576
	ženski <i>female</i>	533	54	91	58	48	56	226
2004	svega <i>all</i>	<b>1.451</b>	<b>149</b>	<b>151</b>	<b>129</b>	<b>102</b>	<b>134</b>	<b>786</b>
	muški <i>male</i>	878	80	73	75	46	87	517
	ženski <i>female</i>	573	69	78	54	56	47	269
2005	svega <i>all</i>	<b>1.482</b>	<b>130</b>	<b>149</b>	<b>125</b>	<b>100</b>	<b>144</b>	<b>834</b>
	muški <i>male</i>	903	69	88	60	50	78	558
	ženski <i>female</i>	579	61	61	65	50	66	276

\*U ovoj tabeli nisu uključeni podaci za Brčko Distrikt

\*District Brcko is not included in this table

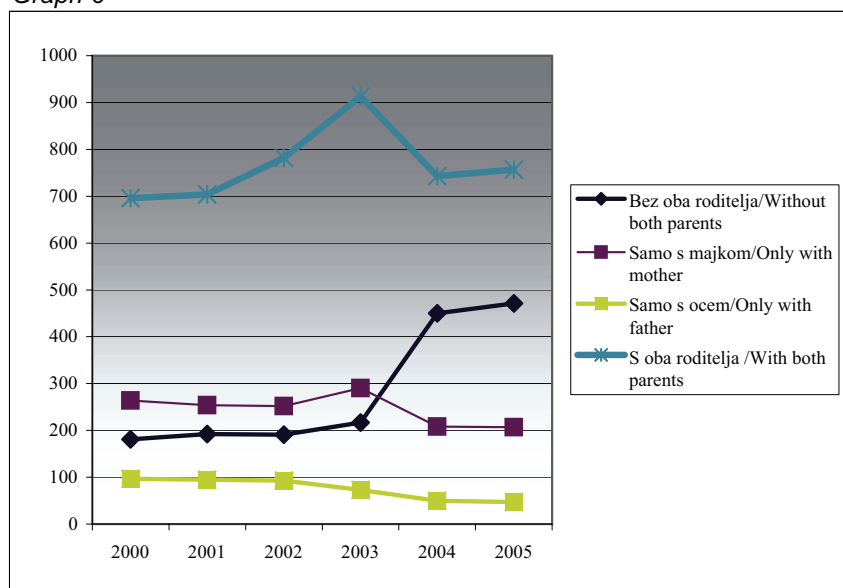
## 10. Korisnici ustanova socijalne skrbi za invalidnu djecu i omladinu ometenu u psihičkom i fizičkom razvoju prema spolu i roditeljima

*Residents of social welfare institutions for disabled children and youth impeded in psychical and physical development, breakdown by sex and parents*

	2000	2001	2002	2003	2004	2005	
<b>UKUPNO</b>	1238	1245	1318	1493	1451	1482	<b>TOTAL</b>
muški	827	838	875	960	864	903	male
ženski	411	407	443	533	587	579	female
<b>Bez oba roditelja</b>	181	192	191	217	450	471	<i>Without both parents</i>
muški	148	156	156	172	311	330	male
ženski	33	36	35	45	139	141	female
<b>Samo s majkom</b>	264	254	252	290	208	207	<i>Only with mother</i>
muški	190	180	176	201	125	122	male
ženski	74	74	76	89	83	85	female
<b>Samo s ocem</b>	97	95	93	73	50	47	<i>Only with father</i>
muški	74	72	70	44	26	24	male
ženski	23	23	23	29	24	23	female
<b>S oba roditelja</b>	696	704	782	913	743	757	<i>With both parents</i>
muški	415	430	473	543	402	427	male
ženski	281	274	309	370	341	330	female
<b>Od toga djeca razvedenih roditelja</b>	94	84	96	109	215	66	<i>Of which, children of divorced parents</i>
muški	60	57	64	63	134	43	male
ženski	34	27	32	46	81	23	female

**Grafikon 6**

*Graph 6*



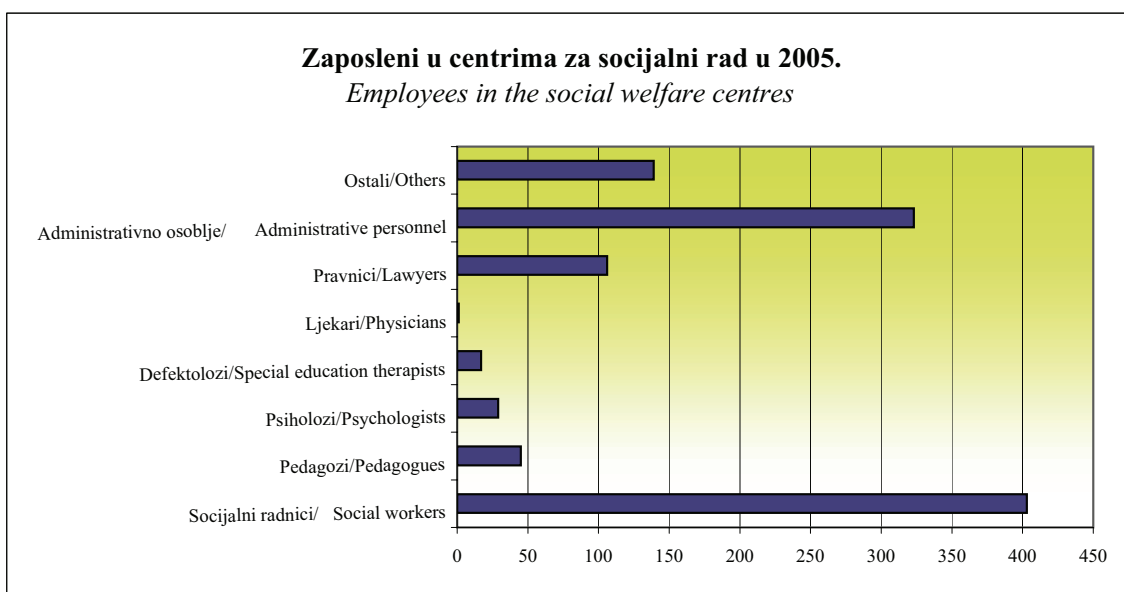
**11. Zaposleni u centrima za socijalni rad**  
*Employees in the social welfare centres*

	2000	2001*	2002*	2003*	2004*	2005*	
<b>UKUPNO</b>	937	1030	972	1030	1051	1063	<b>TOTAL</b>
muški	267	300	253	283	267	282	<i>male</i>
ženski	670	730	719	747	784	781	<i>female</i>
<b>Socijalni radnici</b>	337	397	350	370	390	403	<i>Social workers</i>
<b>Pedagozi</b>	36	44	43	46	42	45	<i>Pedagogues</i>
<b>Psiholozi</b>	21	21	19	25	27	29	<i>Psychologists</i>
<b>Defektolozi</b>	16	16	14	19	20	17	<i>Special education therapists</i>
<b>Ljekari</b>	21	11	3	1	1	1	<i>Physicians</i>
<b>Pravnici</b>	104	108	103	106	106	106	<i>Lawyers</i>
<b>Administrativno osoblje</b>	288	312	298	324	321	323	<i>Administrative personnel</i>
<b>Ostali</b>	114	121	142	139	144	139	<i>Others</i>

\*Uključen Distrikt Brčko

\*District Brcko is included

**Grafikon 7**  
*Graph 7*





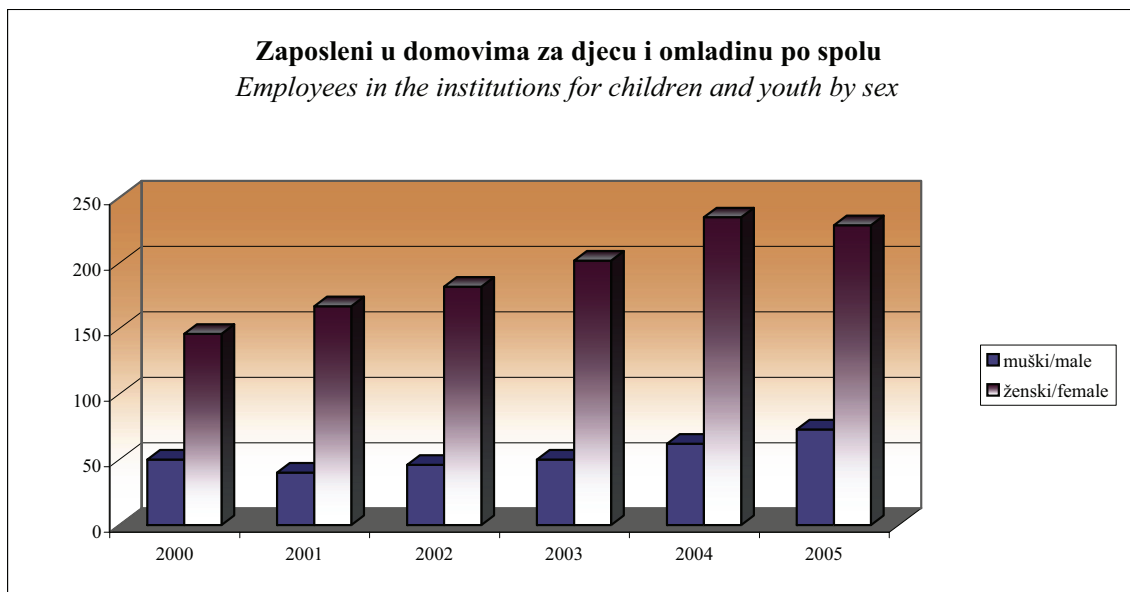
## 12. Zaposleni u domovima za djecu i omladinu

*Employees in the institutions for children and youth*

	2000	2001	2002	2003	2004	2005	
<b>UKUPNO</b>	196	207	228	252	297	302	<i>TOTAL</i>
muški	50	40	46	50	62	73	<i>male</i>
ženski	146	167	182	202	235	229	<i>female</i>
<b>Odgajatelji</b>	56	53	59	58	85	93	<i>Raisers &amp; care takers</i>
<b>Zdravstveno osoblje</b>	38	41	44	42	50	48	<i>Health care workers</i>
<b>Ostali stručni radnici</b>	13	15	20	16	25	28	<i>Other experts</i>
<b>Administrativno osoblje</b>	16	16	22	22	23	23	<i>Administrative personnel</i>
<b>Ostali stručni radnici</b>	73	82	83	114	114	110	<i>Others</i>

**Grafikon 8**

*Graph 8*



### 13. Zaposleni u ustanovama za invalidnu djecu i omladinu ometenu u psihičkom i fizičkom razvoju

*Employees in the institutions for children and youth impeded in psychical and physical development*

	2000	2001	2002	2003	2004	2005	
<b>UKUPNO</b>	468	461	523	551	580	621	<i>TOTAL</i>
<b>Odgajatelji</b>	115	136	158	159	89	214	<i>Raisers &amp; care takers</i>
<b>Zdravstveno osoblje</b>	50	43	48	63	66	58	<i>Health personnel</i>
<b>Socijalni radnici</b>	12	7	9	9	10	11	<i>Social workers</i>
<b>Psiholozi</b>	2	2	2	2	3	3	<i>Psychologists</i>
<b>Pedagozi</b>	10	3	11	10	8	5	<i>Pedagogues</i>
<b>Defektolozi</b>	38	36	54	62	76	58	<i>Special education therapists</i>
<b>Instruktori</b>	-	-	-	-	6	7	<i>Instructors</i>
<b>Administrativno osoblje</b>	35	37	37	42	39	46	<i>Administrative personnel</i>
<b>Ostali</b>	206	197	204	204	283	219	<i>Others</i>

#### 14. Ustanove socijalne skrbi u BiH (ukupno)

*Social welfare institutions in BiH (total)*

		<b>Ustanove socijalne skrbi za odrasle invalidne osobe</b> <i>Social welfare institutions for adult handicapped persons</i>					
		<b>Prema vrsti invaliditeta</b> <i>By type of handicap</i>					
<b>Korisnici prema invaliditetu</b> <i>Residents by type of handicap</i>		<b>Ukupno</b> <i>Total</i>	<b>Fizički invalidi</b> <i>Physically disabled persons</i>	<b>S oštećenim vidom</b> <i>With visual impairments</i>	<b>S oštećenim sluhom</b> <i>With hearing impairment</i>	<b>Psihički zaostali</b> <i>Mentally retarded</i>	<b>Ostali</b> <i>Other</i>
2000	svoga <i>all</i>	968	93	459	119	278	19
2001	svoga <i>all</i>	957	80	479	99	278	21
2002	svoga <i>all</i>	1.047	196	471	116	251	13
2003	svoga <i>all</i>	641	60	427	103	9	42
2004	svoga <i>all</i>	220	81	28	95	16	0
2005	svoga <i>all</i>	251	78	74	90	9	-

#### 15. Ustanove socijalne skrbi u BiH (ukupno)

*Social welfare institutions in BiH (total)*

		<b>Ustanove socijalne skrbi za odrasle osobe</b> <i>Social welfare institutions for adult persons</i>								
		<b>Starost korisnika</b> <i>Age of residents</i>								
		<b>Ukupno</b> <i>Total</i>	<b>Ispod 40 godina</b> <i>Under 40 years</i>	<b>40 - 49</b>	<b>50 - 59</b>	<b>60 - 64</b>	<b>65 - 69</b>	<b>70 - 74</b>	<b>75 - 79</b>	<b>80 i više</b> <i>80 and older</i>
2000	svoga <i>all</i>	2.206	189	247	196	225	334	361	324	330
2001	svoga <i>all</i>	1.634	51	84	154	160	301	289	280	315
2002	svoga <i>all</i>	1.723	25	109	202	180	293	283	299	332
2003	svoga <i>all</i>	2.097	100	213	269	230	361	303	288	333
2004	svoga <i>all</i>	2.165	112	220	282	203	336	329	345	338
2005	svoga <i>all</i>	2.268	130	196	256	232	369	407	355	323

\*U ovoj tabeli nisu uključeni podaci za Brčko Distrikt

\*District Brcko is not included in this table

