

ISSN 1840-104X



**Bosna i Hercegovina**  
*Bosnia and Herzegovina*



**Agencija za statistiku  
Bosne i Hercegovine**  
*Agency for statistics of  
Bosnia and Herzegovina*

**KULTURA I UMJETNOST**  
**CULTURE AND ART**  
**2001 - 2006**

**Sarajevo, april/April**  
**2008**

**TEMATSKI BILTEN**  
*THEMATIC BULLETIN*

**TB**  
**08**



**Izdaje i štampa:**

**Agencija za statistiku Bosne i Hercegovine,  
Bosna i Hercegovina, Sarajevo, Zelenih beretki 26**

*Published and printed by:*

*Agency for Statistics of Bosnia and Herzegovina,  
Bosnia and Herzegovina, Sarajevo, Zelenih beretki 26*

**Odgovara:**

*Responsible:*

**Zdenko Milinović, direktor**

*Zdenko Milinović, director*

**Podatke pripremile:**

*Data prepared by:*

**Vedrana Veljo, Aida Eskić**

*Vedrana Veljo, Aida Eskić*

**Izrada tabela i grafikona:**

*Tables and graphs prepared by:*

**Vedrana Veljo, Aida Eskić**

*Vedrana Veljo, Aida Eskić*

**Tehnički urednik:**

*Editor:*

**Aziz Vreto**

*Aziz Vreto*

**Molimo korisnike Biltena da prilikom upotrebe podataka obavezno navedu izvor**

*User are kindly requested to mention data source*



**SADRŽAJ**  
*CONTENTS*

<b>PREDGOVOR</b> <i>FOREWORD</i>	7
<b>METODOLOŠKA OBJAŠNJENJA</b> <i>NOTES ON METHODOLOGY</i>	8
<b>I RADIO I TV STANICE</b> <i>RADIO AND TV STATIONS</i>	11
<b>1. RADIO STANICE I ZAPOSLENI U RADIO STANICAMA</b> <i>RADIO STATIONS AND EMPLOYEES IN RADIO STATIONS</i>	11
<b>GRAFIKON 1. RADIO STANICE I ZAPOSLENI U RADIO STANICAMA</b> <i>GRAPH 1. RADIO STATIONS AND EMPLOYEES IN RADIO STATIONS</i>	11
<b>2. EMITOVANI PROGRAM RADIO STANICA U SATIMA</b> <i>BROADCASTED RADIO STATION PROGRAMME, IN HOURS</i>	12
<b>GRAFIKON 2. VRSTE EMITOVANOG PROGRAMA</b> <i>GRAPH 2. TYPE OF BROADCASTED PROGRAMME</i>	12
<b>3. TV STANICE I ZAPOSLENI U TV STANICAMA</b> <i>TV STATIONS AND EMPLOYEES IN TV STATIONS</i>	13
<b>GRAFIKON 3. TV STANICE I ZAPOSLENI U TV STANICAMA</b> <i>GRAPH 3. TV STATIONS AND EMPLOYEES IN TV STATIONS</i>	13
<b>4. EMITOVANI PROGRAM TV STANICA U SATIMA</b> <i>BROADCASTED TV STATION PROGRAMME, IN HOURS</i>	14
<b>GRAFIKON 4. EMITOVANI PROGRAM TV STANICA U SATIMA</b> <i>GRAPH 4. BROADCASTED TV STATION PROGRAMME, IN HOURS</i>	14
<b>II KINEMATOGRAFIJA</b> <i>CINEMATOGRAPHY</i>	15
<b>5. KINA, PREDSTAVE, POSJETIOCI I ZAPOSLENI U BiH</b> <i>CINEMAS, PROJECTIONS, ATTENDANCE AND EMPLOYEES IN BIH</i>	15

<b>III</b>	<b>POZORIŠTA</b>	<b>16</b>
	<i>THEATRES</i>	
<b>6.</b>	<b>POZORIŠTA, PREDSTAVE, POSJETIOCI I ZAPOSLENI U BiH</b>	<b>16</b>
	<i>THEATRES, PERFORMANCES, ATTENDANCE AND EMPLOYEES IN BIH</i>	
<b>7.</b>	<b>POZORIŠTA PREMA VRSTI IZVEDENIH DJELA U BiH</b>	<b>17</b>
	<i>THEATRES BY TYPE OF PERFORMANCES IN BIH</i>	
<b>IV</b>	<b>BIBLIOTEKE</b>	<b>18</b>
	<i>LIBRARIES</i>	
<b>8.</b>	<b>BIBLIOTEKE PREMA ORGANIZACIONOM SASTAVU I NAČINU KORIŠĆENJA BIBLIOTEČKOG MATERIJALA</b>	<b>18</b>
	<i>LIBRARIES BY ORGANISATIONAL STRUCTURE AND MODE OF LIBRARY MATERIAL USE</i>	
<b>9.</b>	<b>BIBLIOTEKE, KNJIGE I KORISNICI</b>	<b>18</b>
	<i>LIBRARIES, BOOKS AND USERS</i>	
<b>10.</b>	<b>BIBLIOTEKE PREMA BROJU NASLOVA I PRIMJERAKA OBRAĐENOG KNJIŽNOG FONDA</b>	<b>19</b>
	<i>LIBRARIES BY NUMBER OF TITLES AND COPIES OF PROCESSED BOOK FUND</i>	
<b>11.</b>	<b>OBRAĐEN NEKNJIŽNI BIBLIOTEČKI MATERIJAL</b>	<b>20</b>
	<i>PROCESSED NON-BOOK LIBRARY MATERIAL</i>	
<b>12.</b>	<b>ZAPOSLENI U BIBLIOTEKAMA</b>	<b>21</b>
	<i>EMPLOYEES IN LIBRARIES</i>	
	<b>GRAFIKON 5. ZAPOSLENI U BIBLIOTEKAMA</b>	<b>21</b>
	<i>GRAPH 5. EMPLOYEES IN LIBRARIES</i>	

## PREDGOVOR

Agencija za statistiku BiH objavljuje bilten «Kultura i umjetnost» kao redovnu godišnju publikaciju. Podaci dati u ovom biltenu su rezultat agregiranja podataka entitetskih zavoda za statistiku Federacije BiH i Republike Srpske.

U biltenu «Kultura i umjetnost» Agencija za statistiku objavljuje podatke o radio i tv stanicama, kinima, pozorištima i bibliotekama, u periodu od 2001. do 2006. godine.

Agencija za statistiku BiH zahvaljuje na primjedbama i sugestijama koje će doprinijeti poboljšanju narednog biltena.

Zdenko Milinović  
Direktor  
Agencije za statistiku BiH

## FOREWORD

*The Bulletin «Culture and Art» is a regular annual publication of the Agency for Statistics of BiH. The data presented in this Bulletin are the result of the aggregation of the data collected by the Federal Office of Statistics and the Republika Srpska Institute of Statistics.*

*In Bulletin «Culture and Art» Agency for Statistics publishes data on radio and tv stations, cinemas, theatres and libraries for the period 2001-2006.*

*Agency for Statistics will appreciate any suggestions and comments that could improve our next Bulletin.*

*Zdenko Milinović  
Director of the  
Agency for Statistics of BiH*

## **METODOLOŠKA OBJAŠNENJA**

### **1. IZVORI PODATAKA**

Podaci iz oblasti kulture, umjetnosti i informisanja koji se objavljuju u ovom biltenu su rezultat agregiranja podataka uporedivih godišnjih istraživanja koja provode entitetski zavodi za statistiku.

### **2. RADIO I TELEVIZIJA**

*Radio i televizijske stanice* su preduzeća ili jedinice u sastavu drugih preduzeća koje preko svojih emisionih radio i televizijskih predajnika emituju program namijenjen javnosti.

*Lokalne radio i televizijske stanice* emituju program namijenjen javnosti užeg područja.

### **3. KINEMATOGRAFIJA**

*Kino* je sala ili otvoreni prostor opremljen uređajima za javno prikazivanje filmova.

*Kina* rade kao stalna kina, ljetne kino bašte i pokretna (putujuća) kina.

*Stalna kina* prikazuju filmove u određenoj stalnoj sali. Ako kino ima dvije sale opremljene za prikazivanje filmova (kinoprojektor, platno i sjedišta), svaka sala se smatra posebnim kinom.

*Ljetna kino bašta* se smatra kinom ukoliko je opremljena sopstvenim uređajima za prikazivanje filmova, bilo da je samostalna ili u sastavu stalnog kina.

*Pokretnim (putujućim) kinom* smatra se kino koje ide iz mjesta u mjesto i prikazuje filmove u sali ili na otvorenom prostoru.

*Kino predstava* je javno prikazivanje filmskog programa (projekcija dugometražnog ili kratkometražnog domaćeg i stranog filma).

### **4. POZORIŠTA**

*Dječije pozorište* je kulturno-umjetnička ustanova koja daje predstave za djecu. Može biti samostalno ili u sastavu drugog preduzeća - ustanove.

*Profesionalno pozorište* je samostalna kulturno-umjetnička ustanova sa stalnim profesionalnim umjetničkim ansamblom.

*Amatersko pozorište* je kulturno-umjetnička ustanova u čijem su ansamblu pretežno glumci amateri.



## **NOTES ON METHODOLOGY**

### 1. *DATA SOURCE*

Data published in this bulletin are result of aggregation of data from regular statistical activities of the entities statistical offices in the fields of culture, art and information.

### 2. *RADIO AND TELEVISION*

*Radio and television* stations are enterprises or units within other enterprises that broadcast programme intended for public through their transmitters.

*Local radio and television stations* broadcast the programme intended to the public in local area.

### 3. *CINEMATOGRAPHY*

*Cinema* is a hall or an open space equipped with devices for public projection of films.

Cinemas work as regular cinemas, open summer cinemas or mobile (travelling) cinemas.

*Regular cinemas* perform film projections in a regular particular hall. If a cinema has two halls equipped for film projections (film projector, screen and seats), each hall is considered a separate cinema.

*Open summer cinema* is considered a cinema provided it is equipped with its own devices for film projection, irrespective of being independent or within a regular cinema.

*Mobile (travelling) cinema* is considered a cinema that travels from place to place and projects films in a hall or in the open.

*Cinema projection* is a public projection of film programme (projection of feature or short films, domestic or foreign).

### 4. *THEATRES*

*Children's theatre* is a cultural art institution which offers performances for children. It can be independent or in composition of another enterprise - institution.

*Professional theatre* is an independent cultural art institution with permanent professional art ensemble.

*Amateur theatre* is a cultural art institution, which ensemble is mainly comprised of amateur actors.

## 5. BIBLIOTEKE

*Biblioteka* je sređena zbirka štampanog, pisanog ili drugim sredstvima umnoženog materijala (knjige, brošure) i drugih dokumenata uključujući i grafičke, audio vizuelne, koji su pristupačni stanovništvu.

*Knjižni fond* biblioteke obuhvata sve knjige, brošure, listove (novine), časopise i rukopise registrovane u bibliotekama.

*Neknjižni fond* biblioteka obuhvata plakate, letke, mape, slike, muzikalije, djela za slijepce, audio vizuelni materijal i sl.

*Obrađeni fond* je stručno obrađena bibliotečka građa stavljena na raspolaganje korisnicima.

## 5. LIBRARIES

*Library* is an organized collection of printed, written or in another way reproduced materials (books, brochures) and other documents, including graphical and audio-visual material, available to public.

*Book fund* of a library includes all books, brochures, papers (newspapers), magazines, irrespective of being independent or in composition of another library or institution, i.e. enterprise.

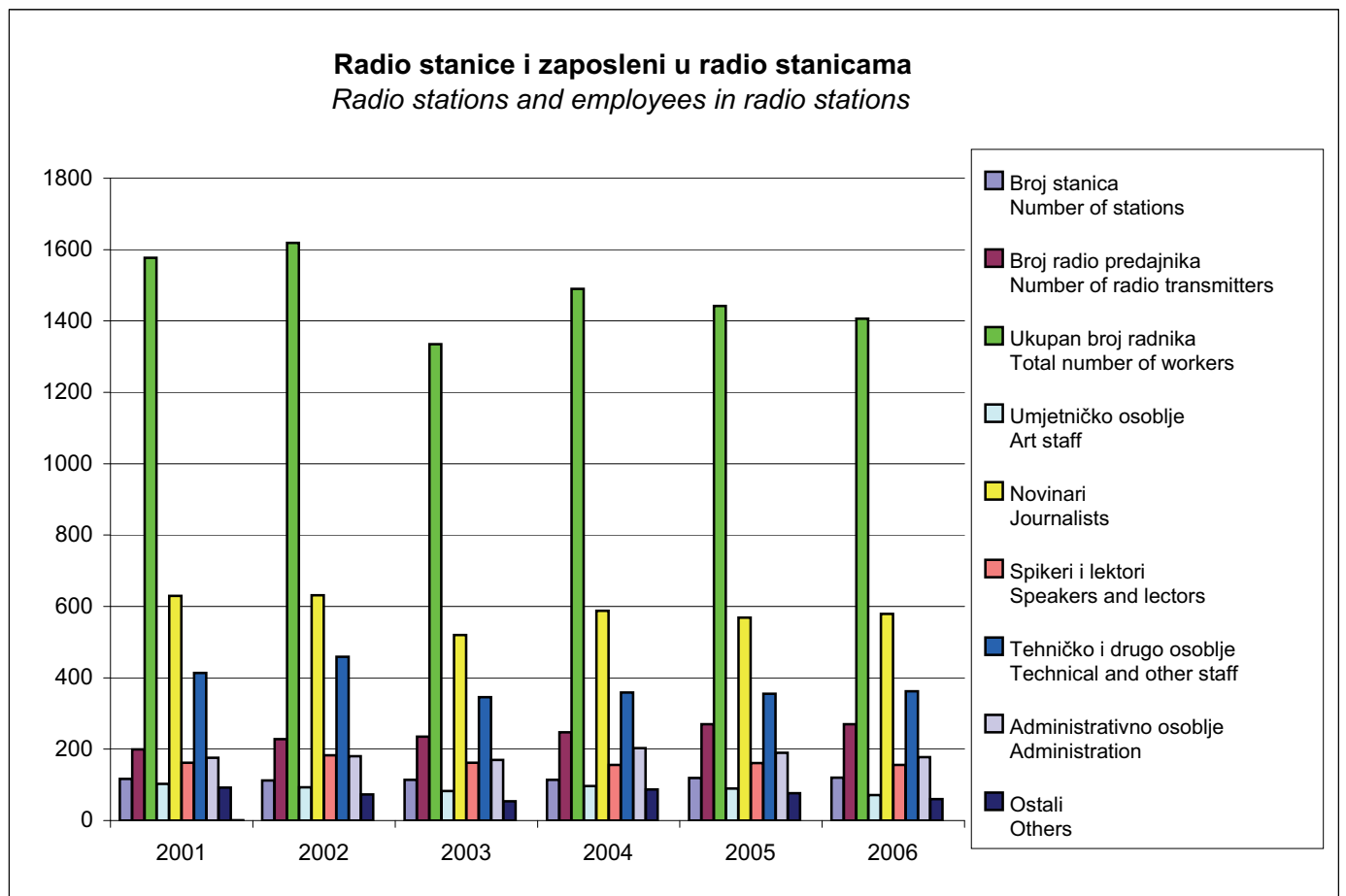
*Non-book library fund* includes placards, flyers, maps, pictures, musical material, editions for the blinds, audio-visual, etc.

*Processed fund* is professionally processed library materials available to users.

**I RADIO I TV STANICE**  
*RADIO AND TV STATIONS*

<b>1. Radio stanice i zaposleni u radio stanicama</b> <i>Radio stations and employees in radio stations</i>									
	Broj stanica <i>Number of stations</i>	Broj radio predajnika <i>Number of radio transmitters</i>	Ukupan broj radnika <i>Total number of workers</i>	Vezani za rad emisija <i>Connected with the programme work</i>				Administrativno osoblje <i>Administration</i>	Ostali <i>Others</i>
				Umjetničko osoblje <i>Art staff</i>	Novinari <i>Journalists</i>	Spikeri i lektori <i>Speakers and lecturers</i>	Tehničko i drugo osoblje <i>Technical and other staff</i>		
<b>2001</b>	117	199	1.577	103	630	162	414	176	92
<b>2002</b>	112	228	1.619	93	631	183	459	180	73
<b>2003</b>	114	235	1.335	83	520	162	346	170	54
<b>2004</b>	114	247	1.490	97	588	156	359	203	87
<b>2005</b>	119	270	1.442	90	569	161	355	190	77
<b>2006</b>	120	270	1.406	71	579	156	362	178	60

**Grafikon 1 / Graph 1**

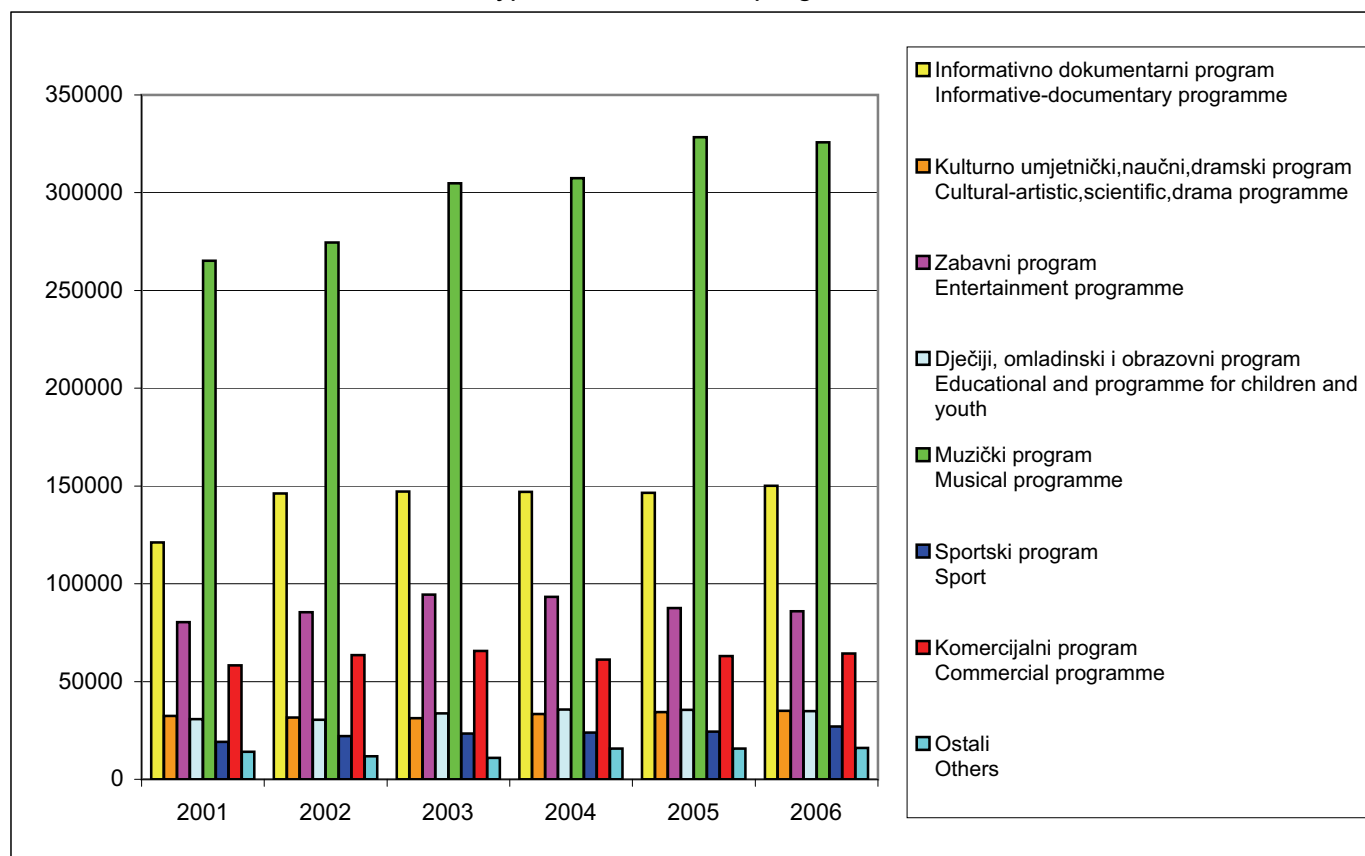


**2. Emitovani program radio stanica u satima**  
*Broadcasted radio station programme, in hours*

	Vrsta emitovanog programa <i>Type of broadcasted programme</i>							
	Informativno-dokumentarni program <i>Informative-documentary programme</i>	Kulturno-umjetnički, naučni, dramski program <i>Cultural-artistic, scientific, drama programme</i>	Zabavni program <i>Entertainment programme</i>	Dječiji, omladinski i obrazovni program <i>Educational and programme for children and youth</i>	Muzički program <i>Musical programme</i>	Sportski program <i>Sport</i>	Komercijalni program <i>Commercial programme</i>	Ostali <i>Others</i>
<b>2001</b>	121.170	32.392	80.365	30.808	265.218	19.176	58.312	14.073
<b>2002</b>	146.187	31.596	85.413	30.431	274.551	22.155	63.514	11.728
<b>2003</b>	147.157	31.301	94.536	33.769	304.749	23.360	65.669	11.019
<b>2004</b>	147.010	33.404	93.377	35.736	307.396	23.978	61.158	15.664
<b>2005</b>	146.490	34.455	87.565	35.577	328.362	24.316	63.022	15.685
<b>2006</b>	150.179	35.040	86.014	34.794	325.791	26.944	64.403	15.979

**Grafikon 2 / Graph 2**

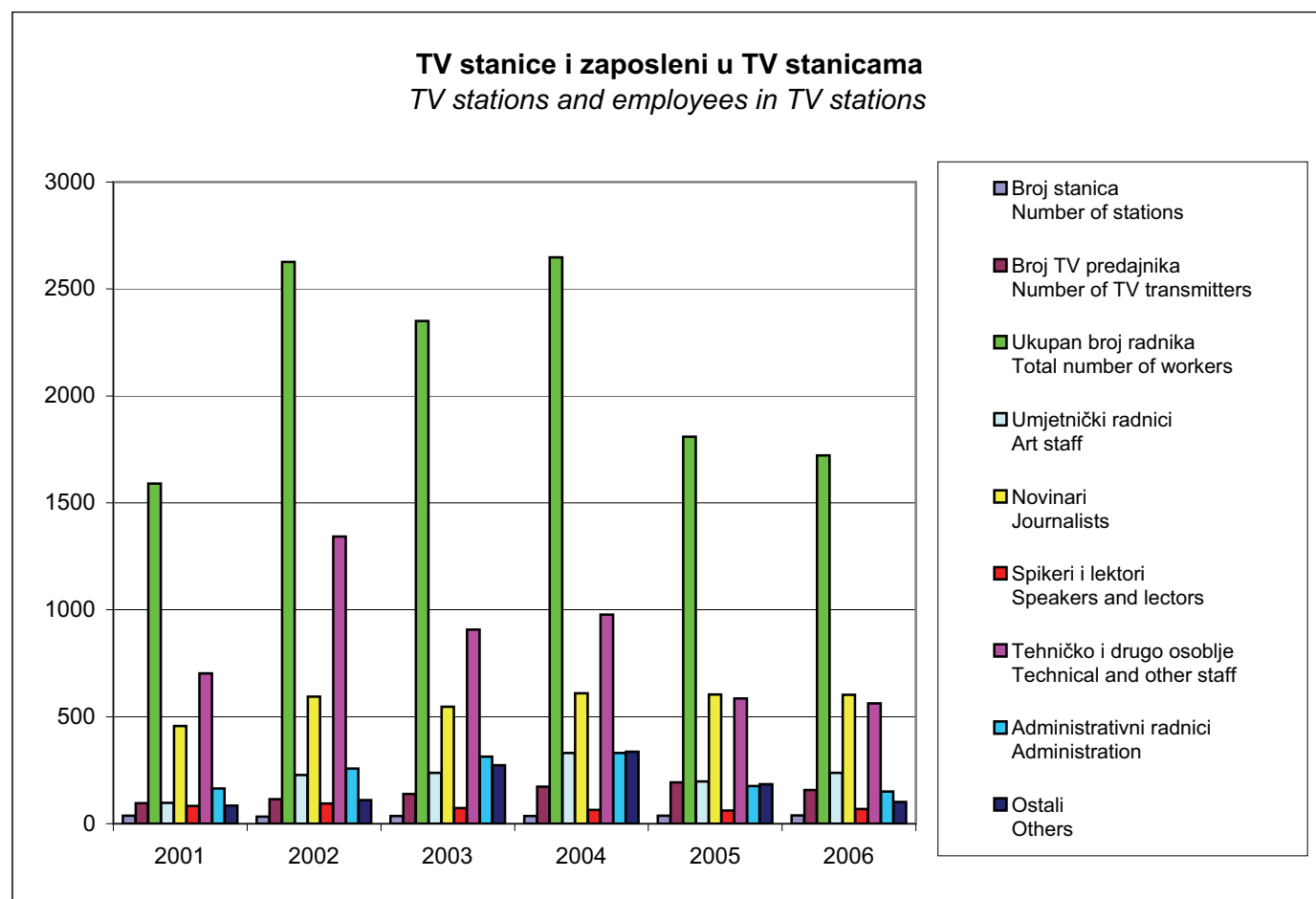
**Vrste emitovanog programa**  
*Type of broadcasted programme*



### 3. TV stanice i zaposleni u TV stanicama TV stations and employees in TV stations

	Broj stanica Number of stations	Broj TV predajnika Number of TV transmitters	Ukupan broj radnika Total number of workers	Vezani za rad emisija Connected with the programme work				Administrativni radnici Administration	Ostali Others
				Umjetnički radnici Art staff	Novinari Journalists	Spikeri i lektori Speakers and lecturers	Tehničko i drugo osoblje Technical and other staff		
2001	37	96	1.590	97	457	83	703	165	85
2002	33	115	2.626	228	594	94	1.343	257	110
2003	36	139	2.350	237	547	73	907	313	273
2004	36	173	2.648	331	610	64	977	330	336
2005	37	193	1.809	198	604	61	585	176	185
2006	39	158	1.722	238	602	68	562	150	102

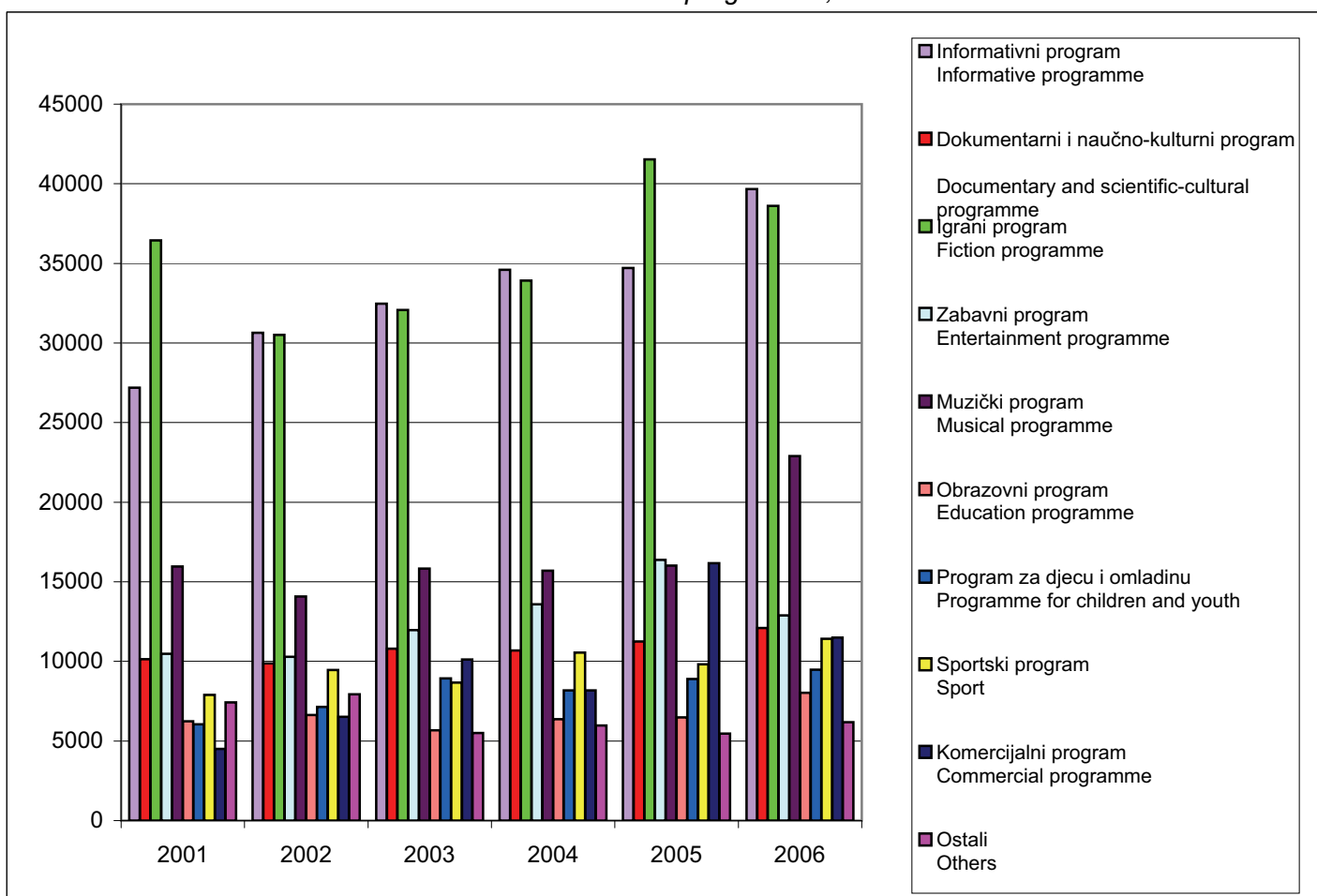
Grafikon 3 / Graph 3



4. Emitovani program TV stanica u satima <i>Broadcasted TV station programme, in hours</i>										
Vrsta emitovanog programa <i>Type of broadcasted programme</i>										
	Informativni program <i>Informative programme</i>	Dokumentarni i naučno-kulturni program <i>Documentary and scientific-cultural programme</i>	Igrani program <i>Fiction programme</i>	Zabavni program <i>Entertainment programme</i>	Muzički program <i>Musical programme</i>	Obrazovni program <i>Education programme</i>	Program za djecu i omladinu <i>Programme for children and youth</i>	Sportski program <i>Sport</i>	Komercijalni program <i>Commercial programme</i>	Ostali <i>Others</i>
2001	27.187	10.140	36.452	10.477	15.965	6.231	6.058	7.901	4.503	7.422
2002	30.643	9.865	30.516	10.294	14.082	6.624	7.138	9.466	6.527	7.929
2003	32.469	10.806	32.081	11.969	15.837	5.672	8.933	8.661	10.123	5.511
2004	34.597	10.693	33.911	13.595	15.695	6.375	8.171	10.547	8.173	5.967
2005	34.704	11.245	41.538	16.379	16.016	6.478	8.887	9.827	16.161	5.457
2006	39.662	12.107	38.607	12.898	22.897	8.032	9.481	11.422	11.489	6.188

Grafikon 4 / Graph 4

Emitovani program TV stanica u satima  
*Broadcasted TV station programme, in hours*



**II KINEMATOGRAFIJA**  
**CINEMATOGRAPHY**

<b>5. Kina, predstave, posjetioci i zaposleni</b> <i>Cinemas, projections, attendance and employees</i>										
	<b>Kina</b> <i>Cinemas</i>	<b>Predstave</b> <i>Projections</i>			<b>Posjetioci</b> <i>Attendance</i>				<b>Zaposleni</b> <i>Employees</i>	
		<b>Ukupno</b> <i>Total</i>	<b>Domaćih filmova</b> <i>Domestic films</i>	<b>Stranih filmova</b> <i>Foreign films</i>	<b>Ukupno</b> <i>Total</i>	<b>Domaćih filmova</b> <i>Domestic films</i>	<b>Stranih filmova</b> <i>Foreign films</i>	<b>Po jednoj predstavi</b> <i>Per performance</i>	<b>Ukupno</b> <i>Total</i>	<b>Kino operatori</b> <i>Cinema operators</i>
<b>2001</b>	51	10.475	510	9.965	775.276	105.287	669.989	152	201	53
<b>2002</b>	54	11.162	556	10.606	694.789	59.403	635.386	127	211	54
<b>2003</b>	48	9.614	1.966	7.648	643.009	205.618	437.391	133	173	47
<b>2004</b>	53	10.606	1.763	8.843	561.342	167.043	394.299	102	211	55
<b>2005</b>	58	10.104	2.083	8.021	383.994	117.525	266.469	74	226	60
<b>2006</b>	60	9.309	2.727	6.582	483.607	211.924	271.683	99	217	56



**III POZORIŠTA**  
THEATRES

		<b>6. Pozorišta, predstave, posjetioci i zaposleni u BiH (ukupno)</b> <i>Theatres, performances, attendance and employees in BiH (total)</i>						
		<b>Pozorišta</b> <i>Theatres</i>	<b>Predstave</b> <i>Performances</i>	<b>Posjetioci</b> <i>Attendance</i>		<b>Zaposleni</b> <i>Employees</i>		
				<b>Ukupno</b> <i>Total</i>	<b>Po jednoj predstavi</b> <i>Per performance</i>	<b>Ukupno</b> <i>Total</i>	<b>Umjetnici</b> <i>Artists</i>	<b>Ostali</b> <i>Others</i>
<b>Dječija pozorišta</b> <i>Children's theatres</i>	2001	3	424	74.801	360	57	26	31
	2002	4	512	95.656	410	89	38	51
	2003	4	491	99.064	420	90	41	49
	2004	4	644	124.223	416	97	45	52
	2005	4	716	134.418	407	102	47	55
	2006	4	743	137.525	404	100	45	55
<b>Profesionalna pozorišta</b> <i>Professional theatres</i>	2001	9	740	160.077	428	552	225	327
	2002	8	673	169.539	492	499	207	292
	2003	8	664	152.814	486	515	223	292
	2004	9	1.160	504.026	654	542	249	293
	2005	10	1.135	452.252	602	579	263	316
	2006	8	581	133.188	456	550	237	313
<b>Amaterska pozorišta</b> <i>Amateur theatres</i>	2001	6	244	52.077	391	281	254	27
	2002	7	211	64.031	651	282	222	60
	2003	5	128	32.184	500	220	200	20
	2004	5	79	14.801	362	197	174	23
	2005	6	88	17.585	447	202	171	31
	2006	8	178	32.937	336	231	188	43
<b>Eksperimentalna pozorišta</b> <i>Experimental theatres</i>	2001	1	48	6.405	133	4	0	4
	2002	1	33	3.985	121	4	0	4
	2003	1	12	2.390	199	4	0	4
	2004	1	11	995	90	4	0	4
	2005	0	0	0	0	0	0	0
	2006	0	0	0	0	0	0	0

		<b>7. Pozorišta prema vrsti izvedenih djela u BiH (ukupno)</b> <i>Theatres by type of performances in BiH (total)</i>										
		<b>Prema vrsti djela</b> <i>By type of the performance</i>								<b>Djela su postavljena kao</b> <i>Stage production</i>		
		<b>Drama</b> <i>Drama</i>		<b>Opera i opereta</b> <i>Opera and operetta</i>		<b>Balet</b> <i>Ballet</i>		<b>Ostalo</b> <i>Other</i>		<b>Premijera</b> <i>Premiere</i>	<b>Obnovljena predstava</b> <i>Restaged performance</i>	<b>Raniji repertoar</b> <i>Past repertoire</i>
		<b>Predstave</b> <i>Performances</i>	<b>Posjetioci</b> <i>Attendance</i>	<b>Predstave</b> <i>Performances</i>	<b>Posjetioci</b> <i>Attendance</i>	<b>Predstave</b> <i>Performances</i>	<b>Posjetioci</b> <i>Attendance</i>	<b>Predstave</b> <i>Performances</i>	<b>Posjetioci</b> <i>Attendance</i>			
<b>Dječija pozorišta</b> <i>Children`s theatres</i>	2001	1	7.261	0	0	0	0	269	67.540	7	0	14
	2002	136	25.772	0	0	0	0	262	69.884	10	3	16
	2003	89	16.410	0	0	0	0	276	82.654	21	1	14
	2004	70	26.860	0	0	0	0	396	97.363	9	2	18
	2005	62	32.083	0	0	0	0	465	102.335	12	3	19
	2006	172	42.399	1	5.952	0	0	351	89.170	11	3	29
<b>Profesionalna pozorišta</b> <i>Professional theatres</i>	2001	470	128.773	29	8.881	22	5.337	98	17.086	38	4	56
	2002	434	123.501	15	5.520	18	3.033	88	37.485	45	2	51
	2003	457	118.412	17	10.014	22	4.597	97	19.791	32	2	45
	2004	931	458.880	29	11.327	22	7.143	117	26.676	48	4	41
	2005	394	116.585	26	11.658	23	5.672	581	314.287	47	7	44
	2006	297	97.450	31	13.535	19	4.840	109	17.363	35	2	55
<b>Amaterska pozorišta</b> <i>Amateur theatres</i>	2001	197	45.087	0	0	0	0	27	6.990	30	1	9
	2002	146	46.851	0	0	0	0	34	17.180	13	3	12
	2003	94	28.444	0	0	0	0	21	3.740	16	0	4
	2004	37	11.651	0	0	0	0	23	3.150	13	0	3
	2005	37	12.965	0	0	0	0	28	4.620	11	0	7
	2006	100	28.007	0	0	0	0	26	4.930	16	0	3
<b>Eksperimentalna pozorišta</b> <i>Experimental theatres</i>	2001	48	6.405	0	0	0	0	0	0	11	4	1
	2002	33	3.985	0	0	0	0	0	0	9	0	4
	2003	9	1.535	0	0	0	0	3	855	9	0	0
	2004	11	995	0	0	0	0	0	0	11	0	0
	2005	0	0	0	0	0	0	0	0	0	0	0
	2006	0	0	0	0	0	0	0	0	0	0	0

**IV BIBLIOTEKE**  
*LIBRARIES*

<b>8. Biblioteke prema organizacionom sastavu i načinu korišćenja bibliotečkog materijala</b> <i>Libraries by organisational structure and mode of library material use</i>									
Ukupno <i>Total</i>	Organizacioni sastav <i>Organisational structure</i>			Biblioteke pristupačne <i>Libraries accessible to</i>			Biblioteke koje imaju <i>Libraries which have</i>		
	samostalne <i>independent</i>	u sastavu drugih preduzeća <i>within other enterprises</i>	u sastavu drugih biblioteka <i>within other libraries</i>	široj javnosti <i>broad public</i>	ograničenom krugu korisnika <i>limited number of users</i>	samo zaposlenima u čijem su sastavu <i>only to employees of the parent enterprise</i>	čitaonicu <i>reading-room</i>	pokretne biblioteke <i>mobile libraries</i>	
2001	41	35	6	0	41	0	0	37	1
2002	44	37	7	0	44	0	0	39	0
2003	46	39	7	0	45	1	0	42	0
2004	47	39	8	0	46	1	0	45	0
2005	47	40	7	0	46	1	0	44	0
2006	48	42	6	0	47	1	0	45	0

<b>9. Biblioteke, knjige i korisnici</b> <i>Libraries, books and users</i>										
Narodna i univerzitetska biblioteka <i>Public and university library</i>				Narodna biblioteka <i>Public libraries</i>				Dječije odjeljenje <i>Children s section</i>		
broj biblioteka <i>number of libraries</i>	broj knjiga <i>number of books</i>	korisnici <i>users</i>		broj biblioteka <i>number of libraries</i>	broj knjiga <i>number of books</i>	korisnici <i>users</i>		broj biblioteka <i>number of libraries</i>	broj knjiga <i>number of books</i>	
		u biblioteci <i>in the library</i>	van biblioteka <i>out of the library</i>			u biblioteci <i>in the library</i>	van biblioteka <i>out of the library</i>			
2001	1	67.612	1.044	2.070	40	626.370	60.507	285.032	34	246.642
2002	1	66.952	1.472	1.804	43	634.561	45.388	264.461	35	202.215
2003	1	57.503	1.259	2.007	45	639.835	48.814	300.626	38	259.654
2004	1	55.774	1.070	2.113	46	667.528	47.579	387.841	38	268.209
2005	1	67.690	1.326	433	46	709.906	50.879	452.648	39	263.177
2006	1	87.156	1.300	2.284	47	740.017	63.415	418.502	42	315.173

\*Data tabela se odnosi samo na Republiku Srpsku. Zbog različitih metodoloških pristupa koji se primjenjuju u entitetskim zavodima nije moguće agregirati podatke o bibliotekama za BiH.

\*Data refer only to Republic of Srpska. It is not possible to aggregate data on libraries on the BiH level, because of the different methodological approaches of the Entities' Statistical Offices.

**10. Biblioteke prema broju naslova i primjeraka obrađenog knjižnog fonda**  
*Libraries by number of titles and copies of processed book fund*

	Knjige i brošure <i>Books and brochures</i>			Listovi (novine) <i>Newspapers</i>			Časopisi <i>Magazines</i>			Rukopisi <i>Manuscripts</i>			
	Ukupno <i>Total</i>	broj naslova <i>number of titles</i>	broj primjeraka <i>number of copies</i>	dužina zapremljenih polica u metrima <i>taken shelves length in metres</i>	broj naslova <i>number of titles</i>	broj primjeraka <i>number of copies</i>	dužina zapremljenih polica u metrima <i>taken shelves length in metres</i>	broj naslova <i>number of titles</i>	broj primjeraka <i>number of copies</i>	dužina zapremljenih polica u metrima <i>taken shelves length in metres</i>	broj naslova <i>number of titles</i>	broj primjeraka <i>number of copies</i>	dužina zapremljenih polica u metrima <i>taken shelves length in metres</i>
<b>2001</b>	41	534.221	870.404	20568.9	808	15.119	238.6	5.449	25.050	486.2	75	62	5
<b>2002</b>	44	471.732	903.487	19725.7	883	15.600	273.5	4.344	26.297	484.1	101	100	6
<b>2003</b>	46	494.845	959.423	21673.5	471	18.421	258.1	3.561	26.138	405.7	121	133	6
<b>2004</b>	47	530.893	1.074.193	21124.3	483	14.779	213.8	4.216	29.170	429.9	122	137	5
<b>2005</b>	47	536.413	1.046.003	19810.0	782	16.909	234.0	6.901	30.581	438.0	134	121	6
<b>2006</b>	48	623.594	1.257.971	25295.6	2.236	19.765	298.9	6.065	36.580	572.4	135	122	5

\*Data tabela se odnosi samo na Republiku Srpsku. Zbog različitih metodoloških pristupa koji se primjenjuju u entitetskim zavodima nije moguće agregirati podatke o bibliotekama za BiH.

\*Data refer only to Republic of Srpska. It is not possible to aggregate data on libraries on the BiH level, because of the different methodological approaches of the Entities' Statistical Offices.

<b>11. Obraden neknjižni bibliotečki materijal</b> <i>Processed non-book library material</i>									
	<b>Ukupno</b> <i>Total</i>	<b>Broj predmeta fizičke jedinice</b> <i>Number of items in the physical unit</i>							
		<b>geografske karte</b> <i>geographic maps</i>	<b>djela za slijepe</b> <i>issues for the blind</i>	<b>mikro oblici</b> <i>micro forms</i>	<b>film i video snimci</b> <i>film and video recordings</i>	<b>vizuelna građa</b> <i>visual material</i>	<b>vizuelna projekcija</b> <i>visual projection</i>	<b>zvučni snimci</b> <i>audio recordings</i>	<b>ostalo</b> <i>other</i>
<b>2001</b>	41	155	0	0	132	1.353	21	80	843
<b>2002</b>	44	164	0	0	136	3.454	105	85	582
<b>2003</b>	46	168	0	1	150	9.706	105	101	583
<b>2004</b>	47	207	0	1	144	3.665	111	139	576
<b>2005</b>	47	64	0	1	201	3.886	108	219	575
<b>2006</b>	48	66	0	1	307	4.021	410	260	628

**\*Data tabela se odnosi samo na Republiku Srpsku. Zbog različitih metodoloških pristupa koji se primjenjuju u entitetskim zavodima nije moguće agregirati podatke o bibliotekama za BiH.**

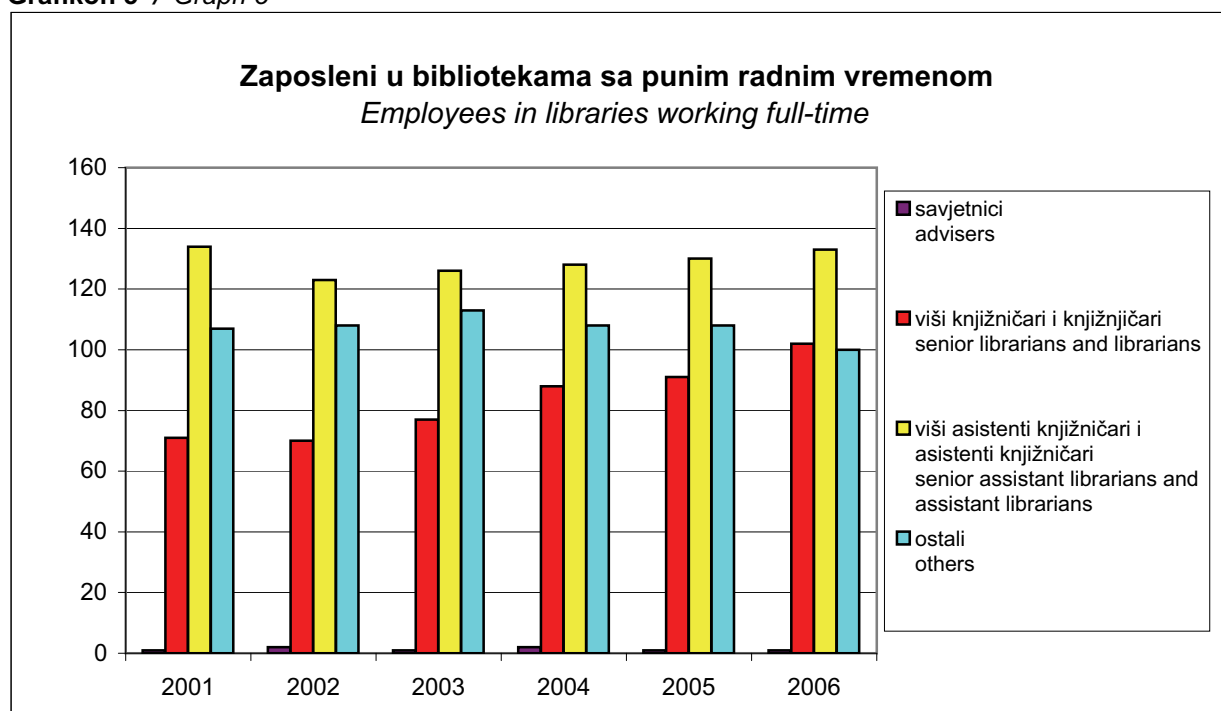
*\*Data refer only to Republic of Srpska. It is not possible to aggregate data on libraries on the BiH level, because of the different methodological approaches of the Entities' Statistical Offices.*

## 12. Zaposleni u bibliotekama

Employees in libraries

	S punim radnim vremenom Working full-time						S kraćim od punog radnog vremena Working part-time					osoblje područnih biblioteka staff in regional libraries	
	ukupno total	stručni bibliotekarski radnici professional workers in library				ostali others	ukupno total	stručni bibliotekarski radnici professional workers in library					ostali others
		svega all	savjetnici advisers	viši bibliotekari i bibliotekari senior librarians and librarians	viši knjižničari i knjižničari senior assistant librarians and assistant librarians			svega all	savjetnici advisers	viši bibliotekari i bibliotekari senior librarians and librarians	viši knjižničari i knjižničari senior assistant librarians and assistant librarians		
2001	313	206	1	71	134	107	12	0	0	0	0	12	3
2002	303	195	2	70	123	108	12	2	0	2	0	10	2
2003	317	204	1	77	126	113	13	4	0	2	2	9	2
2004	326	218	2	88	128	108	14	2	0	2	0	12	2
2005	330	222	1	91	130	108	11	5	0	2	3	6	3
2006	336	236	1	102	133	100	8	1	0	1	0	7	0

Grafikon 5 / Graph 5



\*Data tabela se odnosi samo na Republiku Srpsku. Zbog različitih metodoloških pristupa koji se primjenjuju u entitetskim zavodima nije moguće agregirati podatke o bibliotekama za BiH.

\*Data refer only to Republic of Srpska. It is not possible to aggregate data on libraries on the BiH level, because of the different methodological approaches of the Entities' Statistical Offices.

\*\*Podaci o bibliotekama se u FBiH prikupljaju trogodišnje. Zadnji podaci su prikupljeni 2004. godine

\*\*Data on libraries in FBiH are collecting every third year. Latest data were obtained in 2004.



