

TB
08

Bosna i Hercegovina
Agencija za statistiku
Bosne i Hercegovine
Bosnia and Herzegovina
Agency for Statistics of
Bosnia and Herzegovina

Bosna i Hercegovina
Bosnia and Herzegovina

TEMATSKI BILTEN
THEMATIC BULLETIN



2008

KULTURA I UMJETNOST
CULTURE AND ART

SARAJEVO, 2009.

ISSN 1840-1058

Izdaje i tiska: **Agencija za statistiku Bosne i Hercegovine, Sarajevo, Zelenih beretki 26**
Published and printed by: **Agency for Statistics of Bosnia and Herzegovina, Sarajevo, Zelenih beretki 26**

Telefon / Phone: **+ 387 33 22 06 26**
Fax / Phone: **+ 387 33 22 06 22**
E-mail / E-mail: **bhas@bhas.ba**
Internet stranica / Web site: **www.bhas.ba**

Odgovara: **Zdenko Milinović, ravnatelj**
Person responsible: **Mr Zdenko Milinović, Director**

Podatke pripremile: **Aida Eskić-Pihljak i Vedrana Veljo**
Data prepared by: **Aida Eskić-Pihljak and Vedrana Veljo**

Izrada tabela i grafika: **Aida Eskić-Pihljak**
Tables and graphs prepared by: **Aida Eskić-Pihljak**

Priprema za tisak: **Avery d.o.o.**
Editing: **Avery d.o.o.**

KAZALO

CONTENT

PREGOVOR FOREWORD	00
METODOLOŠKA POJAŠNJENJA NOTES ON METHODOLOGY	00
RADIO I TV POSTAJE RADIO AND TV STATIONS	00
Broj radio postaja i radio predajnika Number of radio stations and radio transmitters	00
Broj TV postaja i TV predajnika Number of TV stations and TV transmitters	00
Zaposleni u radio postajama Emploeeyes in radio stations	00
Emitovani program radio postaja u satima Broadcasted radio station programme , in hours	00
Zaposleni u TV postajama Emploeeyes in TV stations	00
Emitovani program TV postaja u satima Broadcasted TV station programme, in hours	00
KINEMATOGRAFIJA CINEMATOGRAPHY	00
Kina, projekcije, posjetitelji i zaposleni Cinemas, projections, attendance and employees	00
KAZALIŠTA THEATRES	00
Kazališta, predstave, posjetitelji i zaposleni Theatres, performances, attendance and employees	00
Kazališta prema vrsti izvedenih djela Theatres by type of performances	00

KNJIŽNICE LIBRARIES	00
Knjižnice prema organizacionom sastavu i načinu uporabe knjižničkog materijala Libraries by organisational structure and mode of library material use	00
Knjižnice, knjige i korisnici Libraries, books and users	00
Knjižnice prema broju naslova i primjeraka obrađenog knjižnog fonda Libraries by number of titles and copies of processed book fund	00
Obrađen neknjižni knjižnički materijal Processed non-book library material	00
Zaposleni sa punim radnim vremenom Employees working full-time	00
Zaposleni sa kraćim od punog radnog vremena Employees working part-time	00

PREDGOVOR

FOREWORD

Agencija za statistiku BiH objavljuje bilten „Kultura i umjetnost“ kao redovitu godišnju publikaciju.

Podaci dati u ovom biltenu su rezultat agregiranja podataka entitetskih zavoda za statistiku Federacije BiH i Republike Srpske.

U biltenu „Kultura i umjetnost“ Agencija za statistiku BiH objavljuje podatke o radio i tv postajama, kinematografima, kazalištima i knjižnicama, u razdoblju od 2003. do 2008. godine.

Agencija za statistiku BiH će biti zahvalna na svim primjedbama i sugestijama koje će doprinijeti poboljšanju narednog biltena.

Zdenko Milinović
Ravnatelj
Agencija za statistiku BiH

The Bulletin „Culture and Art“ is a regular annual publication of the Agency for Statistics of BiH.

The data presented in this Bulletin are the result of the aggregation of the data collected by the Federal Office of Statistics and the Republika Srpska Institute of Statistics.

In Bulletin „Culture and Art“ Agency for Statistics of BiH publishes data on radio and tv stations, cinemas, theatres and libraries for the period 2003-2008.

Agency for Statistics of BiH will appreciate any suggestions and comments that could improve our next Bulletin.

Mr Zdenko Milinović
Director
Agency for Statistics of BiH

METODOLOŠKA OBJAŠNENJA

NOTES ON METHODOLOGY

IZVORI PODATAKA

Podaci iz područja kulture i umjetnosti koji se objavljuju u ovom biltenu su rezultat agregiranja uporedivih podataka godišnjih istraživanja koja sprovode entitetski zavodi za statistiku.

RADIO I TELEVIZIJA

Radio i televizijske postaje su poduzeća ili jedinice u sastavu drugih poduzeća koje preko svojih emisionih radio i televizijskih predajnika emitiraju program namjenjen javnosti.

Lokalne radio i televizijske postaje emitiraju program namjenjen javnosti užeg područja.

KINEMATOGRAFIJA

Kinematograf je sala ili otvoreni prostor opremljen uređajima za javno prikazivanje filmova.

Kinematografi rade kao stalni kinematografi, ljetne kinematografske bašte i pokretni (putujući) kinematografi. Stalni kinematografi prikazuju filmove u određenoj stalnoj sali. Ako kinematograf ima dvije sale opremljene za prikazivanje filmova (kinoprojektor, platno i sjedišta), svaka sala se smatra zasebnim kinematografom. Ljetna kinematografska bašta se smatra kinematografom ukoliko je opremljena vlastitim uređajima za prikazivanje filmova, bilo da je samostalna ili u sastavu stalnog kinematografa.

Pokretnim (putujućim) kinematografom smatra se kinematograf koje ide iz mjesta u mjesto i prikazuje filmove u sali ili na otvorenom prostoru.

Kinematografska predstava je javno prikazivanje filmskog programa (projekcija dugometražnog ili kratkometražnog domaćeg i stranog filma).

KAZALIŠTA

Dječije kazalište je kulturno-umjetnička ustanova koja daje predstave za djecu. Može biti samostalno ili u sastavu drugog poduzeća - ustanove.

DATA SOURCES

Data published in this bulletin are results of aggregation of data from regular statistical activities of the entities statistical offices in the fields of culture and art.

RADIO AND TELEVISION

Radio and television stations are enterprises or units within other enterprises that broadcast programme intended for public through their transmitters.

Local radio and television stations broadcast the programme intended to the public in local area.

CINEMATOGRAPHY

Cinema is a hall or an open space equipped with devices for public projection of films.

Cinemas work as regular cinemas, open summer cinemas or mobile (travelling) cinemas. Regular cinemas perform film projections in a regular particular hall. If a cinema has two halls equipped for film projections (film projector, screen and seats), each hall is considered a separate cinema.

Open summer cinema is considered a cinema provided it is equipped with its own devices for film projection, irrespective of being independent or within a regular cinema.

Mobile (travelling) cinema is considered a cinema that travels from place to place and projects films in a hall or in the open.

Cinema projection is a public projection of film programme (projection of feature or short films, domestic or foreign).

THEATRES

Children's theatre is a cultural art institution which offers performances for children. It can be independent or in composition of another enterprise - institution.

Profesionalno kazalište je samostalna kulturno-umjetnička ustanova sa stalnim profesionalnim umjetničkim ansamblom.

Amatersko kazalište je kulturno-umjetnička ustanova u čijem su ansamblu pretežno glumci amateri.

KNJIŽNICE

Knjižnica je sređena zbirka tiskanog, pisanog ili drugim sredstvima umnoženog materijala (knjige, članci) i drugih spisa uključujući grafičke i audio vizualne spise, koji su dostupni pučanstvu.

Knjižni fond knjižnice obuhvata sve knjige, članke, listove (novine), časopise i rukopise registrirane u knjižnicama.

Neknjižni fond knjižnica obuhvata plakate, letke, mape, slike, muzikalijske djela za slijepe, audio- vizualni materijal i sl.

Obrađeni fond je stručno obrađena knjižnička građa stavljena na raspolaganje korisnicima.

Professional theatre is an independent cultural art institution with permanent professional art ensemble.

Amateur theatre is a cultural art institution, which ensemble is mainly comprised of amateur actors.


LIBRARIES

Library is an organized collection of printed, written or in another way reproduced materials (books, brochures) and other documents, including graphical and audio-visual material, available to public.

Book fund of a library includes all books, brochures, papers (newspapers), magazines, irrespective of being independent or in composition of another library or institution, i.e. enterprise.

Non-book library fund includes placards, flyers, maps, pictures, musical material, editions for the blinds, audio-visual, etc.

Processed fund is professionally processed library materials available to users.



RADIO I TV POSTAJE
RADIO AND TV STATIONS

1. Broj radio postaja i radio predajnika Number of radio stations and radio transmitters

	Broj postaja Number of stations	Broj radio predajnika Number of radio transmitters	Jačina odašiljača u KW Power of the transmitter in kW
2003	114	235	602,2
2004	114	247	682,4
2005	119	270	565,8
2006	120	270	591,1
2007	123	301	262,4
2008	126	287	757,5

2. Broj TV postaja i TV predajnika Number of TV stations and TV transmitters

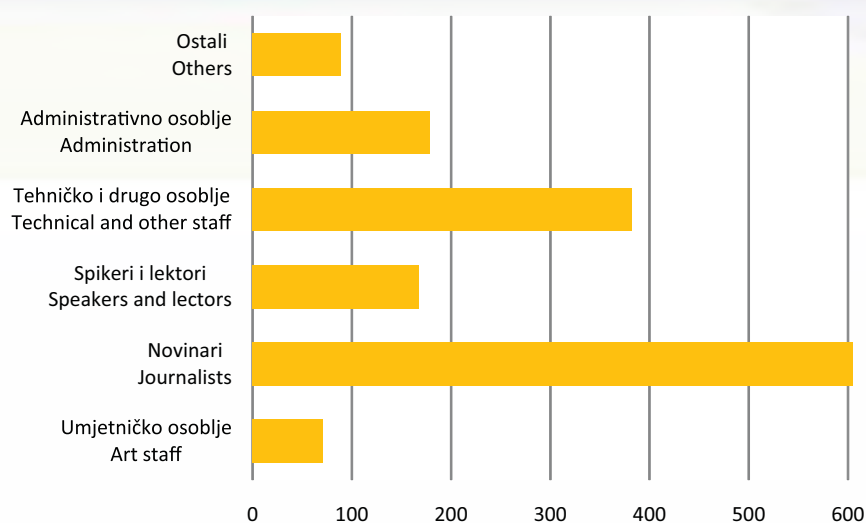
	Broj postaja Number of stations	Broj TV predajnika Number of TV transmitters	Jačina slike u KW Picture power in kW
2003	36	139	754,9
2004	36	173	1.032,8
2005	37	193	1.351,9
2006	39	158	1.058,7
2007	38	187	1.395,6
2008	39	189	1.743,3

3. Zaposleni u radio postajama Employees in radio stations

	Ukupan broj radnika Total number of workers	Vezani za rad emisija Connected with the programme work				Administrativno osoblje Administration	Ostali Others
		Umjetničko osoblje Art staff	Novinari Journalists	Spikeri i lektori Speakers and lecturers	Tehničko i drugo osoblje Technical and other staff		
2003	1.335	83	520	162	346	170	54
2004	1.490	97	588	156	359	203	87
2005	1.442	90	569	161	355	190	77
2006	1.406	71	579	156	362	178	60
2007	1.427	80	585	175	339	174	67
2008	1.494	71	605	168	382	179	89

Zaposleni u radio stanicama u 2008. godini
Employees in radio stations in 2008.

Grafikon I
Graph I



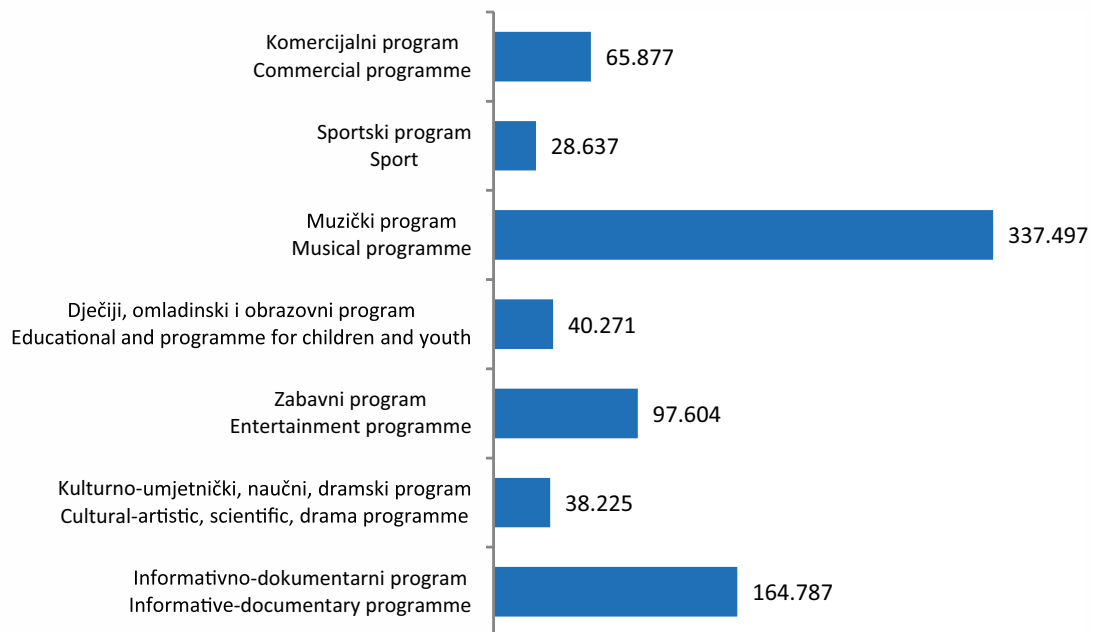
4. Emitovani program radio postaja u satima

Broadcasted radio station programme, in hours

	Informaciono-dokumentarni program Informative-documentary programme	Kulturno-umjetnički, znanstveni, dramski program Cultural-artistic, scientific, drama programme	Zabavni program Entertainment programme	Dječiji, program za mladež i obrazovni program Educational and programme for children and youth	Glazbeni program Musical programme	Sportski program Sport	Promidžbeni program Commercial programme	Ostali Others
2003	147.157	31.301	94.536	33.769	304.749	23.360	65.669	11.019
2004	147.010	33.404	93.377	35.736	307.396	23.978	61.158	15.664
2005	146.490	34.455	87.565	35.577	328.362	24.316	63.022	15.685
2006	150.179	35.040	86.014	34.794	325.791	26.944	64.403	15.979
2007	156.019	37.173	93.408	38.557	329.643	29.049	67.477	11.869
2008	164.787	38.225	97.604	40.271	337.497	28.637	65.877	12.295

Grafikon 2
Graph 2

Emitovani program radio stanica u satima, u 2008. godini
Broadcasted radio station programme, in hours, in 2008.

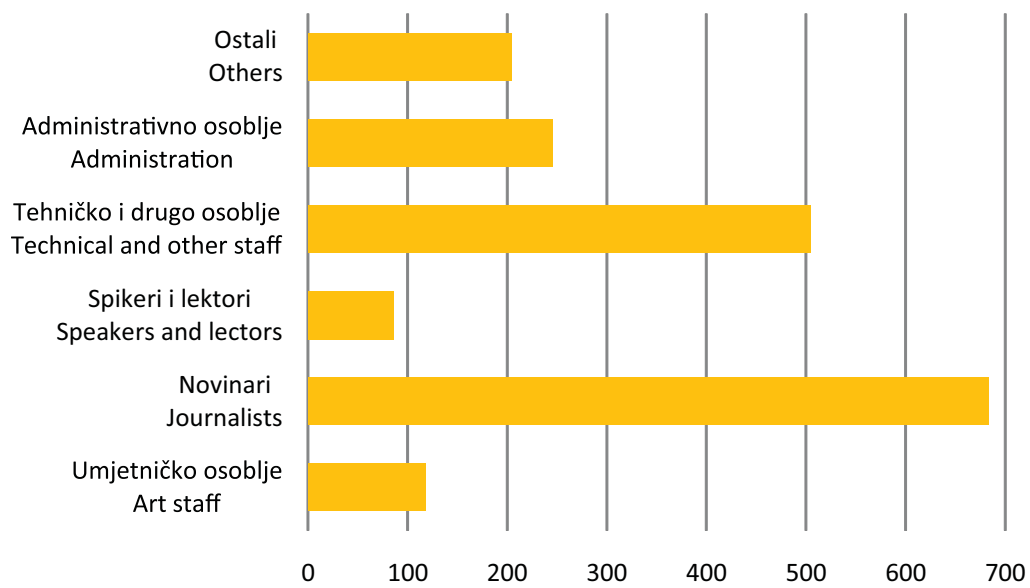


5. Zaposleni u TV postajama Employeees in TV stations

	Ukupan broj radnika Total number of workers	Vezani za rad emisija Connected with the programme work				Administrativno osoblje Administration	Ostali Others
		Umjetničko osoblje Art staff	Novinari Journalists	Spikeri i lektori Speakers and lectors	Tehničko i drugo osoblje Technical and other staff		
2003	2.350	237	547	73	907	313	273
2004	2.648	331	610	64	977	330	336
2005	1.809	198	604	61	585	176	185
2006	1.722	238	602	68	562	150	102
2007	1.598	197	590	71	477	142	121
2008	1.840	118	683	86	504	245	204

Grafikon 3
Graph 3

Zaposleni u TV stanicama u 2008. godini
Emploeeys in TV statiosns in 2008.

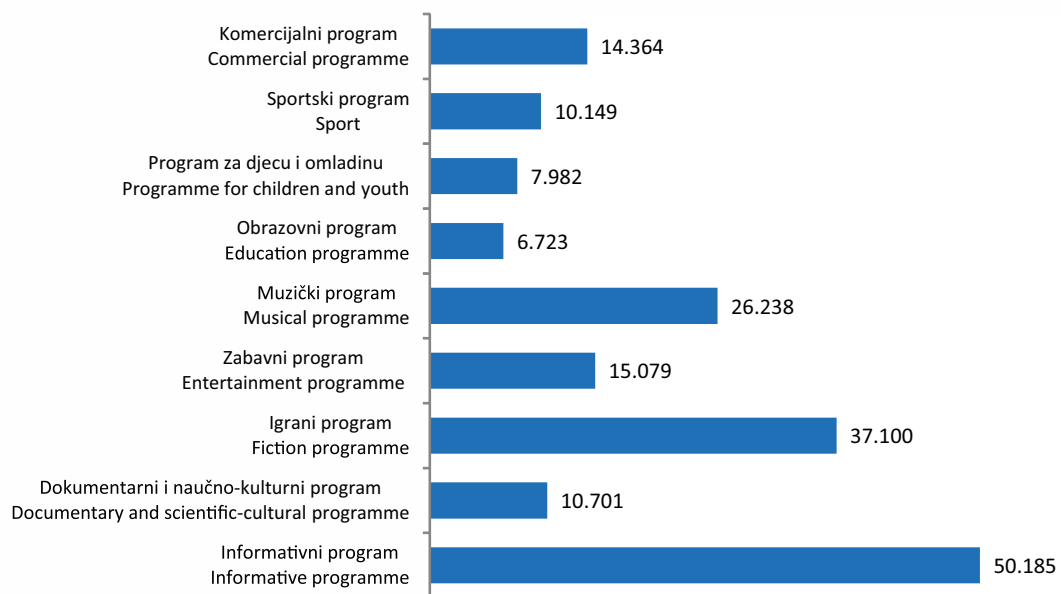


6. Emitovani program TV postaja u satima Broadcasted TV station programme, in hours”

	infor- macioni program Informa- tive pro- gramme	Dokumentarni i znanstveno- kulturni program Documentary and scientific- cultural pro- gramme	Igrani program Fiction pro- gramme	Zabavni program Entertain- ment programme	Glazbeni program Musical pro- gramme	Obrazovni program Education pro- gramme	Program za djecu i mladež Programme for children and youth	Sportski program Sport	Promidžbeni program Commercial programme	Ostali Others
2003	32.469	10.806	32.081	11.969	15.837	5.672	8.933	8.661	10.123	5.511
2004	34.597	10.693	33.911	13.595	15.695	6.375	8.171	10.547	8.173	5.967
2005	34.704	11.245	41.538	16.379	16.016	6.478	8.887	9.827	16.161	5.457
2006	39.662	12.107	38.607	12.898	22.897	8.032	9.481	11.422	11.489	6.188
2007	44.504	11.382	36.576	17.291	23.939	7.170	8.922	9.516	12.671	5.654
2008	50.185	10.701	37.100	15.079	26.238	6.723	7.982	10.149	14.364	6.175

Grafikon 4
Graph 4

Emitovani program TV stanica u satima u 2008. godini
Broadcasted TV station programme, in hours, in 2008.





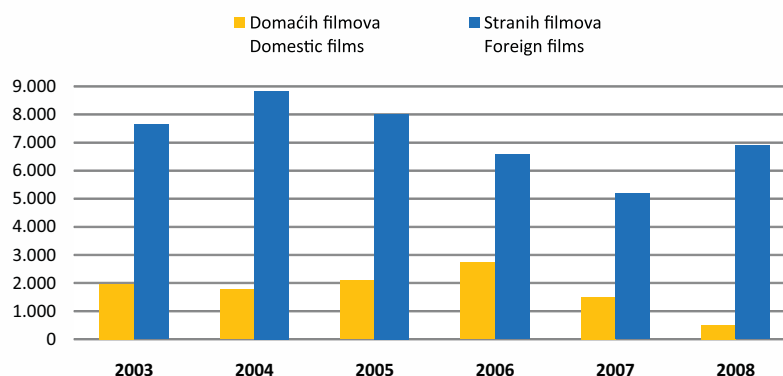
KINEMATOGRAFIJA
CINEMATOGRAPHY

7. Kinematografi, projekcije, posjetitelji i zaposleni Cinemas, projections, attendance and employees

	Kine- matografi Cinemas	Projekcije / Projections			Posjetitelji / Attendance				Zaposleni / Employees	
		Ukupno Total	Domaćih filmova Domestic films	Stranih filmova Foreign films	Ukupno Total	Domaćih filmova Domestic films	Stranih filmova Foreign films	Po jednoj projekciji Per per- formance	Ukupno Total	Kino operatori Cinema operators
2003	48	9.614	1.966	7.648	643.009	205.618	437.391	133	173	47
2004	53	10.606	1.763	8.843	561.342	167.043	394.299	102	211	55
2005	58	10.104	2.083	8.021	383.994	117.525	266.469	74	226	60
2006	60	9.309	2.727	6.582	483.607	211.924	271.683	99	217	56
2007	56	6.683	1.499	5.184	241.558	75.973	165.585	73	188	49
2008	50	7.409	503	6.906	236.517	63.877	172.640	64	166	45

Grafikon 5
Graph 5

Projekcije u kinima prema vrsti filmova
Projections in cinemas by the type of films



* Do 2008. godine, podaci o projekcijama i posjetiteljima projekcija domaćih filmova u Republici Srpskoj odnose se na filmove u produkciji zemalja bivše Jugoslavije. Od 2008. godine, podaci se odnose na domaće filmove u produkciji Republike Srpske/BIH ili koprodukciji sa drugim zemljama.

*Until 2008, the data on projections and the attendance of domestic films projections in Republica Srpska refer to the films produced by the countries of ex-Yugoslavia. As of 2008, the data refer to the domestic films produced by Republica Srpska/BIH or co-produced with other countries.



**KAZALIŠTA
THEATRES**

8. Kazališta, predstave, posjetitelji i zaposleni Theatres, performances, attendance and employees

		Kazališta Theatres	Predstave Perfor- mances	Posjetitelji / Attendance		Zaposleni / Employees		
				Ukupno Total	Po jednoj predstavi Per performance	Ukupno Total	Umjetnici Artists	Ostali Others
Dječija kazališta Children`s theatres	2003	4	491	99.064	420	90	41	49
	2004	4	644	124.223	416	97	45	52
	2005	4	716	134.418	407	102	47	55
	2006	4	743	137.525	404	100	45	55
	2007	4	604	111.269	393	127	74	53
	2008	4	703	130.979	469	106	48	58
Profesional- na kazališta Professional theatres	2003	8	664	152.814	486	515	223	292
	2004	9	1.160	504.026	654	542	249	293
	2005	10	1.135	452.252	602	579	263	316
	2006	8	581	133.188	456	550	237	313
	2007	8	619	149.202	478	559	253	306
	2008	9	889	150.635	410	567	257	310
Amaterska kazališta Amateur theatres	2003	5	128	32.184	500	220	200	20
	2004	5	79	14.801	362	197	174	23
	2005	6	88	17.585	447	202	171	31
	2006	8	178	32.937	336	231	188	43
	2007	9	205	43.524	427	371	315	56
	2008	9	156	30.061	397	361	305	56
Eksperi- mentalna kazališta Experimental theatres	2003	1	12	2.390	199	4	0	4
	2004	1	11	995	90	4	0	4
	2005	0	0	0	0	0	0	0
	2006	0	0	0	0	0	0	0
	2007	0	0	0	0	0	0	0
	2008	1	8	1.850	231	37	34	3

9. Kazališta prema vrsti izvedenih djela Theatres by type of performances“

	Po vrsti djela By type of the performance								Djela su postavljena kao: Stage production		
	Drama Drama		Opera i opereta Opera and operetta		Balet Ballet		Ostalo Other		Premijera Premiere	Obnov- ljena predstava Restaged perform- ance	Raniji reper- toar Past reper- toire
	Pred- stave Perfor- mances	Posje- titelji Atten- dance	Pred- stave Perfor- mances	Posje- titelji Atten- dance	Pred- stave Perfor- mances	Posje- titelji Atten- dance	Pred- stave Perfor- mances	Posje- titelji Atten- dance			
Dječija kazališta / Children`s theatres											
2003	89	16.410	0	0	0	0	276	82.654	21	1	14
2004	70	26.860	0	0	0	0	396	97.363	9	2	18
2005	62	32.083	0	0	0	0	465	102.335	12	3	19
2006	172	42.399	1	5.952	0	0	351	89.170	11	3	29
2007	55	13.647	1	942	0	0	387	96.680	9	0	28
2008	106	27.051	0	0	0	0	466	103.928	17	1	46
Profesionalna kazališta / Professional theatres											
2003	457	118.412	17	10.014	22	4.597	97	19.791	32	2	45
2004	931	458.880	29	11.327	22	7.143	117	26.676	48	4	41
2005	394	116.585	26	11.658	23	5.672	581	314.287	47	7	44
2006	297	97.450	31	13.535	19	4.840	109	17.363	35	2	55
2007	420	133.161	25	6.921	23	4.673	23	4.447	45	0	55
2008	740	134.981	25	7.951	27	7.322	3	381	40	0	61

	Prema vrsti djela By type of the performance								Djela su postavljena kao: Stage production		
	Drama Drama		Opera i opereta Opera and operetta		Balet Ballet		Ostalo Other		Premijera Premiere	Obnov- ljena predstava Restaged performance	Raniji reper- toar Past reper- toire
	Pred- stave Perfor- mances	Posje- titelji Atten- dance	Pred- stave Perfor- mances	Posje- titelji Atten- dance	Pred- stave Perfor- mances	Posje- titelji Atten- dance	Pred- stave Perfor- mances	Posje- titelji Atten- dance			
Amaterska kazališta / Amateur theatres											
2003	94	28.444	0	0	0	0	21	3.740	16	0	4
2004	37	11.651	0	0	0	0	23	3.150	13	0	3
2005	37	12.965	0	0	0	0	28	4.620	11	0	7
2006	100	28.007	0	0	0	0	26	4.930	16	0	3
2007	95	33.864	0	0	0	0	34	9.660	18	0	26
2008	49	22.081	0	0	0	0	20	7.980	17	0	29
Eksperimentalna kazališta / Experimental theatres											
2003	9	1.535	0	0	0	0	3	855	9	0	0
2004	11	995	0	0	0	0	0	0	11	0	0
2005	0	0	0	0	0	0	0	0	0	0	0
2006	0	0	0	0	0	0	0	0	0	0	0
2007	0	0	0	0	0	0	0	0	0	0	0
2008	0	0	0	0	0	0	1	1.850	0	1	0



KNJIŽNICE U REPUBLICI SRPSKOJ *
LIBRARIES IN REPUBLIC OF SRPSKA*

10. Knjižnice prema organizacionom sastavu i načinu uporabe knjižničkog materijala Libraries by organisational structure and mode of library material use

	Ukupno Total	Organizacioni sastav Organisational structure			Knjižnice pristupačne: Libraries accessible to:			Knjižnice koje imaju: Libraries which have:	
		samostalne independent	u sas- tavu drugih poduzeća within other enterprises	u sas- tavu drugih knjižnica within other libraries	široj javnosti broad public	ograničenom krugu korisnika limited number of users	samo zapos- lenima u čijem su sastavu only to employees of the parent enterprise	čitaonicu reading room	pokretne knjižnice mobile libraries
2003	46	39	7	0	45	1	0	42	0
2004	47	39	8	0	46	1	0	45	0
2005	47	40	7	0	46	1	0	44	0
2006	48	42	6	0	47	1	0	45	0
2007	49	43	6	0	48	1	0	45	0
2008	49	47	2	0	49	0	0	44	0

* Tabele sa podacima o knjižnicama se odnose samo na Republiku Srpsku, jer se podaci o knjižnicama u Federaciji BiH prikupljaju trogodišnje. Zadnji podaci su prikupljeni 2007. godine.

* Data on libraries refer only to Republica Srpska because data on libraries in Federation of BiH are collecting every third year. Latest data were obtained in 2007.

Knjižnice, knjige i korisnici
Libraries, books and users

	Narodna i sveučilišna knjižnica Public and university library				Narodna knjižnica Public libraries				Dječije odjeljenje Children`s section	
	broj knjižnica number of libraries	broj knjiga number of books	korisnici users		broj knjižnica number of libraries	broj knjiga number of books	korisnici users		broj knjižnica number of libraries	broj knjiga number of books
			u knjižnici in the library	van knjižnice out of the library			u knjižnici in the library	van knjižnice out of the library		
2003	1	57.503	1.259	2.007	45	639.835	48.814	300.626	38	259.654
2004	1	55.774	1.070	2.113	46	667.528	47.579	387.841	38	268.209
2005	1	67.690	1.326	433	46	709.906	50.879	452.648	39	263.177
2006	1	87.156	1.300	2.284	47	740.017	63.415	418.502	42	315.173
2007	1	98.298	1.922	1.962	48	740.405	70.380	408.796	42	323.046
2008	1	139.142	10.476	71.598	48	702.766	64.784	338.694	44	336.408

Knjižnice prema broju naslova i primjeraka obrađenog knjižnog fonda
Libraries by number of titles and copies of processed book fund

12.

	Knjige i članci Books and brochures			Listovi (novine) Newspapers			Časopisi Magazines			Rukopisi Manuscripts			
	broj naslova number of titles	broj primjeraka number of copies	dužina zapremljenih u metrima taken shelves length in metres	broj naslova number of titles	broj primjeraka number of copies	dužina zapremljenih polica u metrima taken shelves length in metres	broj naslova number of titles	broj primjeraka number of copies	dužina zapremljenih polica u metrima taken shelves length in metres	broj naslova number of titles	broj primjeraka number of copies	dužina zapremljenih polica u metrima taken shelves length in metres	
2003	46	494.845	959.423	21.673,5	471	18.421	258,1	3.561	26.138	405,7	121	133	6,2
2004	47	530.893	1.074.193	21.124,3	483	14.779	213,8	4.216	29.170	429,9	122	137	5,0
2005	47	536.413	1.046.003	19.810,0	782	16.909	234,0	6.901	30.581	438,0	134	121	6,0
2006	48	623.594	1.257.971	25.295,6	2.236	19.765	298,9	6.065	36.580	572,4	135	122	5,0
2007	49	631.966	1.373.447	25.801,0	3.240	20.598	301,8	6.689	31.807	483,5	133	119	2,9
2008	49	580.168	1.457.224	26.640,0	4.350	23.580	351,3	7.908	33.882	510,5	137	143	6,3

13. Obraden neknjižni bibliotečki materijal Processed non-book library material

	Ukupno Total	Broj predmeta fizičke jedinice / Number of items in the physical unit							
		zemljovodi geographic maps	djela za slijepe issues for the blind	mikro oblici micro forms	film i video snimci film and video recordings	vizuelna građa visual material	vizuelna projekcija visual projection	tonski zapisi audio recordings	ostalo other
2003	46	168	0	1	150	9.706	105	101	583
2004	47	207	0	1	144	3.665	111	139	576
2005	47	64	0	1	201	3.886	108	219	575
2006	48	66	0	1	307	4.021	410	260	628
2007	49	82	0	1	327	5.232	125	203	654
2008	49	99	0	1	264	5.056	1.439	661	972

14. Zaposleni sa punim radnim vremenom Employees working full-time

	ukupno total	stručni knjižničari professional workers in library				ostali others
		svega all	savjetnici advisers	viši knjižničari i knjižničari senior librarians and librarians	viši asistenti knjižničari i asistenti knjižničari senior assistant librarians and assistant librarians	
2003	317	204	1	77	126	113
2004	326	218	2	88	128	108
2005	330	222	1	91	130	108
2006	336	236	1	102	133	100
2007	341	238	2	100	136	103
2008	355	242	0	109	133	113

15. Zaposleni sa kraćim od punog radnog vremena Employees working part-time

	ukupno total	stručni knjižničari professional workers in library				ostali others	osoblje podružnih knjižnica Staff in regional libraries
		svega all	savjetnici advisers	viši knjižničari i knjižničari senior librarians and librarians	viši knjižničari i knjižničari senior assistant librarians and assistant librarians		
2003	13	4	0	2	2	9	2
2004	14	2	0	2	0	12	2
2005	11	5	0	2	3	6	3
2006	8	1	0	1	0	7	0
2007	9	2	0	1	1	7	0
2008	7	0	0	0	0	7	0

