

ISSN 1840-1058



Bosna i Hercegovina
Bosnia and Herzegovina



**Agencija za statistiku
Bosne i Hercegovine**
*Agency for Statistics of
Bosnia and Herzegovina*

VANJSKA TRGOVINA
FOREIGN TRADE
2008

Sarajevo, rujan/September
2009

TEMATSKI BILTEN
THEMATIC BULLETIN

TB

06

Izdaje: **Agencija za statistiku Bosne i Hercegovine,
Bosna i Hercegovina, Sarajevo, Zelenih beretki 26**

Publisher: *Agency for Statistics of Bosnia and Herzegovina,
Bosnia and Herzegovina, Sarajevo, Zelenih beretki 26*

Odgovorna osoba; **Zdenko Milinović, ravnatelj**
Responsible person: *Mr Zdenko Milinović, director*

Podatke priredili: **Goran Slatinšek, Amra Halilović-Hasić, Adisa Maljanović**
Data prepared by: *Mr Goran Slatinšek, Ms Amra Halilović-Hasić, Ms Adisa Maljanović*

Izrada tablica i dijagrama: **Goran Slatinšek, Amra Halilović-Hasić, Adisa Maljanović**
Tables and graphs prepared by: *Mr Goran Slatinšek, Ms Amra Halilović-Hasić, Ms Adisa Maljanović*

Tehnička obrada: **„Štamparija Avery”, Sarajevo**
Design and pre-press: *„Printing House Avery”, Sarajevo*

Tisak i lektura: **„Štamparija Avery”, Sarajevo**
Printed and proofread by: *„Printing House Avery”, Sarajevo*

Molimo korisnike Biltena da prilikom uporabe podataka obvezatno navedu izvor.
Users are kindly requested to mention data source.

PREDGOVOR

Agencija za statistiku BiH vrši redovitu obradu i prezentiranje podataka o robnom prometu BiH s inozemstvom.

Osnovna načela, standardi i procedure za provedbu statističkog istraživanja vanjske trgovine bazirani su na preporukama dobivenim od Ujedinjenih naroda - publikacija Statistika međunarodne trgovine: koncepti i definicije¹. Ova publikacija predstavlja osnovu za EUROSTAT-ovu metodologiju statistike vanjske trgovine. Statističko praćenje vanjske trgovine sukladno je Zakonu o carinskoj politici BiH („Službeni glasnik BiH“ br. 57/04, 51/06 i 93/08) i Zakonu o carinskoj tarifi BiH („Službeni glasnik BiH“ br. 1/98, 5/98, 7/98, 31/02, 19/03, 32/04, 48/05 i 76/06).

Također, sukladno usvojenom Zakonu o statistici BiH („Službeni glasnik BiH“ br. 26/04), Agencija za statistiku BiH je mjerodavna za utvrđivanje i donošenje statističkih standarda kao i metodologije kojom se uređuju metode prikupljanja, obrade i publiciranja statističkih podataka.

Publikacija je urađena na temelju raspoloživih statističkih podataka za 2008. godinu i predstavlja realiziranje jedne od aktivnosti Srednjoročnog statističkog programa BiH za razdoblje 2005-2008. Izvor podataka je Uprava za neizravno oporezivanje BiH. Ovo je peta publikacija po redu koja je u potpunosti fokusirana na vanjsku trgovinu.

Želimo istaknuti da su podaci o vanjskoj trgovini obrađeni sukladno EU statističkim standardima i procedurama prema sustavu specijalne trgovine (proširena definicija), i zbog toga se ti podaci mogu razlikovati od podataka koje su publicirale druge institucije.

S uvjerenjem da ćemo u narednom razdoblju povećati obuhvat i kvalitetu podataka, sa zadovoljstvom prihvaćamo sve vaše eventualne sugestije ili primjedbe koje bi nam mogle biti od koristi u daljnjem radu.

FOREWORD

The Agency for Statistics of Bosnia and Herzegovina performs a regular processing and presentation of data on turnover of goods with the rest of the world.

Basic principles, standards and procedures for the implementation of foreign trade survey have been based on the recommendations provided by the United Nations – Publication International Merchandise Trade Statistics: Concepts and Definitions¹. This publication is used as the basis for EUROSTAT's methodology on Foreign Trade Statistics. Statistical monitoring of the foreign trade is designed fully in accordance with the Law on Customs Policy of BiH (Official Gazette of BiH, 57/04, 51/06 and 93/08) and the Law on Customs Tariff of BiH (Official Gazette of BiH, 1/98, 5/98, 7/98, 31/02, 19/03, 32/04, 48/05 and 76/06).

Also, in line with the Law on Statistics of BiH (Official Gazette of BiH, 26/04) Agency for Statistics of BiH is the competent body to determine the statistical standards as well as methodology defining methods of data collection, processing and publication.

The publication has been prepared on the basis of available statistical data for 2008 and represents implementation of one of the activities covered by the 2005-2008 Multi-Annual Programme of BiH. The source of data is the Indirect Taxation Authority of BiH. This is the fifth publication in row which is entirely focused on foreign trade.

It should be noted that the data on foreign trade has been processed in line with EU statistical standards and procedures following a system of special trade (relaxed definition). To this end, data could differ in terms of data published by other institutions.

We are firmly determined to invest all our efforts in increasing the coverage and data quality in our future publications and accordingly, your valuable suggestions and comments would be appreciated very much.

¹ International Merchandise Trade Statistics: Concepts and Definitions, United Nations Statistical Papers, Series M, No.52, Rev. 2, New York, 1998

O

CONTENT

Methodology

P

Review of foreign trade of BiH 2008

BiH exports and imports 2003-2008

D

Graph-BiH exports and imports 2003-2008

D

Graph-BiH trade balance 2003-2008

D

BiH exports and imports 2003-2008 in USD

č

Chain indices of BiH exports and imports 2003-2008

BiH exports and imports in 2007 and 2008 by months

D

Graph-BiH exports and imports in 2007 and 2008 by months

D

BiH exports and imports in 2007 and 2008 by months in USD

č

BiH exports and imports according to statistical procedures 2008

č

D

BiH exports and imports according to statistical procedures 2008 in USD

BiH exports and imports according to Harmonized system sections 2005-2008

D

BiH exports and imports according to Harmonized system sections 2005-2008 in USD

č

D

BiH exports and imports according to NACE rev.1.1 sections and divisions 2008

D

č

D

Graph-BiH exports and imports in 2008 according to NACE Rev.1.1 sections

č

D

D

BiH exports and imports according to NACE rev.1.1 sections and divisions 2008 in USD

G

BiH exports and imports by Main industrial grouping, by intended use 2008

D

G

Graph-BiH exports and imports in 2008 by Main industrial groupings

G

D

BiH exports and imports by Main industrial groupings, by intended use 2008 in USD

BiH exports and imports according to country of destination and origin 2008

D

Graph-BiH exports in 2008 by main trading partners

D

Graph-BiH imports in 2008 by main trading partners

D

BiH exports and imports according to country of destination and origin 2008 in USD

R

BiH exports by main trading partners, according to SITC Rev.4 sections 2008

R

BiH imports by main trading partners, according to SITC Rev.4 sections 2008

R

D

BiH exports by main trading partners, according to SITC Rev.4 sections 2008 in USD

R

D

BiH imports by main trading partners, according to SITC Rev.4 sections 2008 in USD

R

BiH exports and imports by SITC Rev.4 sections and divisions 2008

D

R

Graph-BiH exports and imports in 2008 by SITC Rev.4 sections

R

D

BiH exports and imports by SITC Rev.4 sections and divisions 2008 in USD

O

Commentary

Abbreviations

1. METODOLOGIJA

Izvori i metode prikupljanja podataka

đ č ć
č ć

1. METHODOLOGY

Data source and data collection methods

A Single Administrative Document (SAD) is used as the main data source for foreign trade statistics collected in BiH.

The Single Administrative Document is a document lodged by a declarer (business entity or other authorized person, i.e. forwarder) to a customs office for customs clearing. In general, the foreign trade statistics cover all transactions in goods between residents and non-residents entering or leaving the customs territory of Bosnia and Herzegovina and therefore, increasing or decreasing the material resources of the country, regardless the changes in ownership.

The Agency for Statistics of BiH obtains data on foreign trade from the Indirect Taxation Authority of BiH in line with the Protocol on Cooperation agreed and signed between these two institutions.

Data received from the Indirect Taxation Authority of BiH, in line with the UN recommendations, may be combined with data provided directly by the enterprises engaged in the export/import transactions, with the aim that foreign trade statistics provide as high quality and reliable data as possible to all users.

Predmet promatranja

č
č ć

Observation unit

Observation unit in the statistical survey covering trade in goods with the rest of the world shall mean any delivery of goods performed in the framework of export and import being homogenous by product type, country of destination/origin, mode of payment and border crossing moment.

Klasifikacije i nomenklature

č ć
č
č
đ
č
č ć
č
č

Classifications and nomenclatures

After adoption of the Law on Customs Tariff of BiH (Official Gazette of BiH 1/98) Article 2, Bosnia and Herzegovina has adopted the HS WCO nomenclature. By decision to apply Article 2 of the Law on Customs Tariff of BiH (Official Gazette of BiH 6/98), the tariff item of the BiH Customs Tariff is composed of ten digits and accordingly, the seventh and eighth digits are harmonized with the EU nomenclature (Combined Nomenclature-CN). However, the ninth and tenth digits are used to go beyond to provide a classification to satisfy the BiH specific needs.

The Harmonized System (HS) is the international nomenclature of goods by numerical coding system, which has been developed by the World Customs Organization - WCO. The HS nomenclature contains sections, chapters, headings and sub-headings and corresponding numerical
The HS covers 21 sections (marked as I through I) and 97 chapters (marked as 01 through 97).

đ

ć

č

đ

The Standard International Trade Classification - SITC Rev.4 was accepted by the United Nations Statistical Commission in March 2006. The SITC includes 2.970 items, 1.023 subgroups, 261 groups, 67 divisions and 10 sections. The Standard International Trade Classification was developed on the basis of the Harmonized System and represents one of the basic classifications for the foreign trade statistics.

Obuhvat podataka

Data coverage

Foreign trade statistics of BiH apply the special trade system (relaxed definition) in line with EUROSTAT s recommendations.

ć

č

đ

The statistical value of exported and imported goods is to be determined on the national border, which is in accordance with international standards and recommendations of the United Nations (UN) and European Commission (EC).

ć

ć

č

č

In the case of exporting goods, FOB-type values are used, meaning that the statistical value of goods comprises the invoiced value agreed between the buyer and seller, as well as the costs of transport and insurance from a destination in BiH to the BiH border crossing.

ć

ć

đ

č

č

In the case of importing goods, CIF-type values are used, meaning that the statistical value of imported goods comprises of contracted price of goods agreed between the buyer and seller (transaction value of goods) and costs of international freight and insurance to the BiH border crossing.

đ

Konverzija valute

Currency conversion

Given the BiH external trade statistics all imports and exports currencies are converted into the Convertible mar (M), US Dollar (USD) or Euro (EUR) using the rate of exchange in effect at the date of customs clearing, as defined by the Central Ban of BiH.

ć

ć

ć

đ

Partner zemlja

Partner country

Pursuant to UN and EU methodological standards a partner country for imports is a country of origin of goods, and a country of consignment is ta en as additional information. The country of origin of goods is the country in which goods were manufactured, and a country of consignment is the country from which the goods were dispatched to the importing country.

ć

ć

đ

č Pursuant to same standards, a partner country in the case of exports is the country of the last known destination. The country of destination/consumption is the country in which goods are expected to be used for consumption or as inputs in a production process.

č

č In BiH, pursuant to the above, the country of origin of goods is taken as importing country and in the case of incorrect codes or empty boxes for the country of origin in the customs data base, a country of consignment is taken as importing country. A country of destination is taken as exporting country, and in case of incorrect codes or empty boxes for the country of destination in the customs database, the exporting country is also considered as the country of consignment, because such a country, in the case of exports, represents the first country the goods are dispatched from BiH.

đ

č

Povjerljivost podataka

Data confidentiality

č

č

č

č

č

Pursuant to the BiH Law on Statistics, Articles 23 and 26 (Official Gazette, 26/04), the statistical institutions collecting, processing and publishing statistical data for BiH are responsible to ensure confidentiality of individual data and statistical units. Data aggregation level in accordance with HS or SITC classifications has to respect the principle of confidentiality of individual data.

ć

č

č

Diseminacija podataka

Data dissemination

Data on foreign trade (pursuant to HS/CN codes and countries of origin/destination) is to be submitted to UN and EUROSTAT every year in electronic form. Aggregated data are available on Internet, web site: www.bhas.ba.

P I K A A J K E T G O I E i
IEW OF FOREIGN TRADE OF BiH

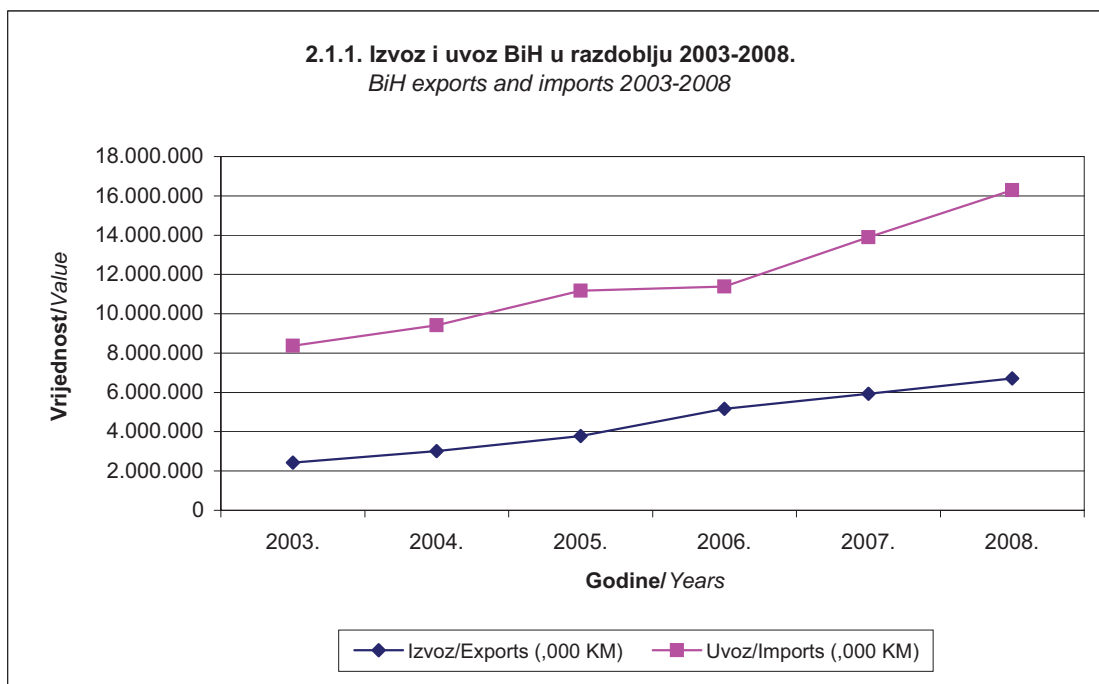
•

2.1. IZVOZ I UVOZ BiH U RAZDOBLJU 2003-2008.

BiH EXPORTS AND IMPORTS 2003-2008

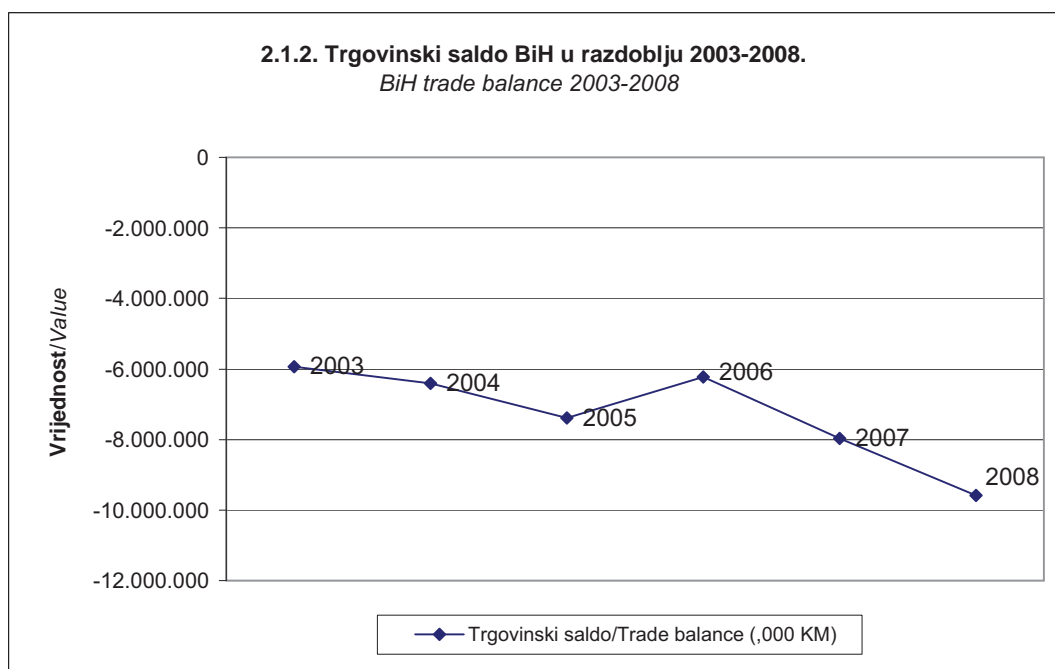
u tisućama KM
in thousands of KM

Godine Years	Obujam robne razmjene Turnover of goods	Izvoz Exports	Uvoz Imports	Saldo Trade balance	Stopa pokrivenosti uvoza izvozom Export/Import ratio %
2003.	10.793.419	2.428.235	8.365.184	-5.936.949	29,0
2004.	12.435.732	3.012.762	9.422.970	-6.410.208	32,0
2005.	14.963.997	3.783.199	11.180.798	-7.397.599	33,8
2006.	16.553.081	5.164.296	11.388.785	-6.224.489	45,3
2007.	19.834.826	5.936.584	13.898.242	-7.961.658	42,7
2008.	23.004.206	6.711.690	16.292.516	-9.580.826	41,2



2.1.2. Trgovinski saldo BiH u razdoblju 2003-2008.

BiH trade balance 2003-2008



2.2. IZVOZ I UVOZ BiH U RAZDOBLJU 2003-2008. U USD

BiH EXPORTS AND IMPORTS 2003-2008 IN USD

u tisućama USD
in thousands of USD

Godine Years	Prosječan tečaj USD u KM Average exchange rate of USD in KM	Obujam robne razmjene Turnover of goods	Izvoz Exports	Uvoz Imports	Saldo Trade balance	Stopa pokrivenosti uvoza izvozom Export/Import ratio %
2003.	1,7341	6.224.219	1.400.285	4.823.934	-3.423.649	29,0
2004.	1,5754	7.893.698	1.912.379	5.981.319	-4.068.940	32,0
2005.	1,6424	9.111.055	2.303.458	6.807.597	-4.504.139	33,8
2006.	1,5066	10.987.044	3.427.782	7.559.262	-4.131.480	45,3
2007.	1,4299	13.871.478	4.151.748	9.719.730	-5.567.982	42,7
2008.	1,3367	17.209.701	5.021.090	12.188.611	-7.167.521	41,2

2.3. LANČANI INDEKSI IZVOZA I UVOZA BiH U RAZDOBLJU 2003-2008.

CHAIN INDICES OF BiH EXPORTS AND IMPORTS 2003-2008

Godine Years	Indeksi Indices			
	Obujam robne razmjene Turnover of goods	Izvoz Exports	Uvoz Imports	Saldo Trade balance
<u>2004.</u> 2003.	115,2	124,1	112,6	108,0
<u>2005.</u> 2004.	120,3	125,6	118,7	115,4
<u>2006.</u> 2005.	110,6	136,5	101,9	84,1
<u>2007.</u> 2006.	119,8	114,9	122,0	127,9
<u>2008.</u> 2007.	116,0	113,1	117,2	120,3

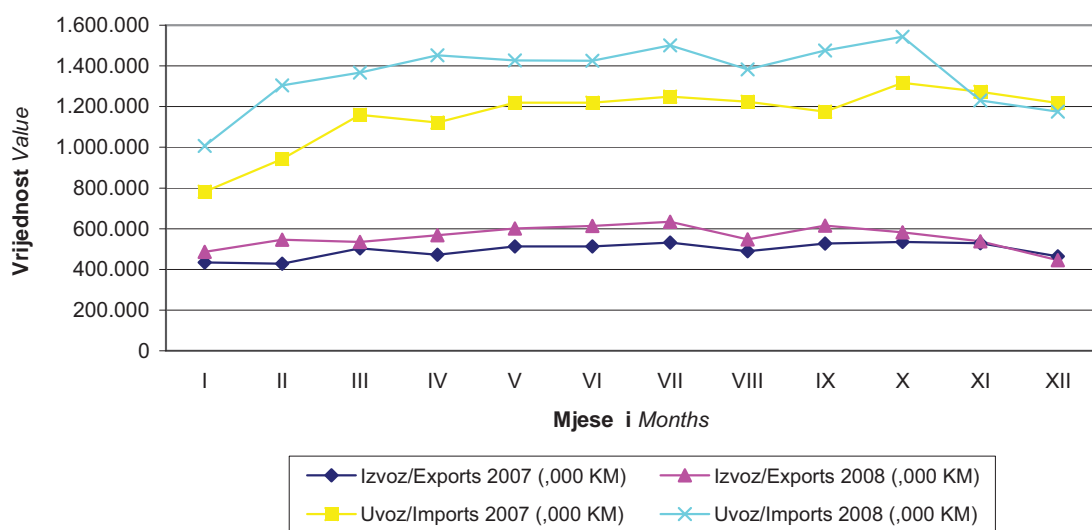
2. IZVOZ I UVOZ BiH O JESE I A IJEKO 2007. I 2008.
BiH EXPORTS AND IMPORTS IN 2007 AND 2008 BY MONTHS

u tisućama KM
 in thousands of KM

Mjeseci Months	Izvoz Exports		Uvoz Imports		Indeksi Indices		Stopa pokrivenosti uvoza izvozom Export/Import ratio %	
	2007.	2008.	2007.	2008.	Izvoz Exports	Uvoz Imports	2007.	2008.
					$\frac{2008.}{2007.}$	$\frac{2008.}{2007.}$		
UKU NO TOTAL	3.380	3.822	2.22	2.2	3	2	2	2
I siječanj January	433.482	485.954	781.756	1.007.159	112,1	128,8	55,4	48,3
II veljača February	428.119	545.548	942.240	1.304.444	127,4	138,4	45,4	41,8
III ožujak March	503.210	535.452	1.158.999	1.367.658	106,4	118,0	43,4	39,2
IV travanj April	471.904	567.877	1.121.541	1.452.011	120,3	129,5	42,1	39,1
V svibanj May	512.113	600.587	1.219.747	1.427.436	117,3	117,0	42,0	42,1
VI lipanj June	513.530	614.034	1.218.895	1.425.681	119,6	117,0	42,1	43,1
VII srpanj July	531.921	634.178	1.249.378	1.501.050	119,2	120,1	42,6	42,2
VIII kolovoz August	488.578	546.830	1.223.564	1.382.548	111,9	113,0	39,9	39,6
IX rujanj September	527.356	615.569	1.174.870	1.475.523	116,7	125,6	44,9	41,7
X listopada October	534.431	582.745	1.317.220	1.543.366	109,0	117,2	40,6	37,8
XI studeni November	528.450	538.259	1.272.954	1.229.678	101,9	96,6	41,5	43,8
XII prosinac December	463.489	444.657	1.217.079	1.175.962	95,9	96,6	38,1	37,8

2.4.1. Izvoz i uvoz BiH po mjesecima tijekom 2007. i 2008.

BiH exports and imports in 2007 and 2008 by months



2. IZVOZ I UVOZ BIH O JESE I A IJEKO 2007 I 2008. U USD
BiH EXPORTS AND IMPORTS IN 2007 AND 2008 BY MONTHS IN USD

Tečaj USD za 2007.godinu: 1.4299 KM za 1 USD

Tečaj USD za 2008.godinu: 1.3367 KM za 1 USD

u tisućama USD
in thousands of USD

jese i Months	Izvoz Exports		Uvoz Imports		Indeksi Indices		Stopa pokrivenosti uvoza izvozom Export/Import ratio %	
	2007.	2008.	2007.	2008.	Izvoz Exports	Uvoz Imports	2007.	2008.
					<u>2008.</u> 2007.	<u>2008.</u> 2007.		
UKU NO TOTAL	3.088.020.000	3.302.880.000	100	107,2	100	107,2	100	107,2
I siječanj January	303.155	363.548	546.721	753.467	119,9	137,8	55,4	48,2
II veljača February	299.405	408.130	658.955	975.869	136,3	148,1	45,4	41,8
III ožujak March	351.920	400.578	810.545	1.023.160	113,8	126,2	43,4	39,2
IV ravanj April	330.026	424.835	784.349	1.086.265	128,7	138,5	42,1	39,1
V svibanj May	358.146	449.306	853.030	1.067.881	125,5	125,2	42,0	42,1
VI li anj June	359.137	459.366	852.434	1.066.568	127,9	125,1	42,1	43,1
VII sr anj July	371.999	474.436	873.752	1.122.952	127,5	128,5	42,6	42,2
VIII kolovoz August	341.687	409.090	855.699	1.034.299	119,7	120,9	39,9	39,6
I rujan September	368.806	460.514	821.645	1.103.855	124,9	134,3	44,9	41,7
lis o ad October	373.754	435.958	921.197	1.154.609	116,6	125,3	40,6	37,8
I studeni November	369.571	402.677	890.240	919.936	109,0	103,3	41,5	43,8
II rosina December	324.141	332.653	851.164	879.750	102,6	103,4	38,1	37,8

2. . IZVOZ I UVOZ BiH PO STATISTIČKIM PROCEDURAMA 2008.
BiH EXPORTS AND IMPORTS ACCORDING TO STATISTICAL PROCEDURES 2008

i ra ro edure <i>Code of procedure</i>	Naziv s a is ičke pro edure <i>Title of statistical procedure</i>	u tisućama KM <i>in thousands of KM</i>	Uče će u postot ima % <i>Share in percent,%</i>
	UKUPA IZVOZ <i>TOTAL EXPORTS</i>	. 11. 0	100 0
1	Redovit izvoz <i>Normal exports</i>	3.231.770	48,2
3	Izvoz na vanjsku obradu <i>Exports for outward processing</i>	129.912	1,9
	Izvoz nakon unutarnje obrade sustav suspenzije <i>Exports after inward processing, suspension system</i>	3.348.427	49,9
	Izvoz nakon unutarnje obrade sustav povrata <i>Exports after inward processing, drawback system</i>	1.582	0,0
	UKUPA UVOZ <i>TOTAL IMPORTS</i>	1 .2 2. 1	100 0
1	Redovit uvoz <i>Normal imports</i>	13.982.099	85,8
3	Uvoz nakon vanjske obrade <i>Imports after outward processing</i>	73.040	0,5
	Uvoz na unutarnju obradu sustav suspenzije <i>Imports for inward processing, suspension system</i>	2.237.277	13,7
	Uvoz na unutarnju obradu sustav povrata <i>Imports for inward processing, drawback system</i>	100	0,0

2. IZVOZ I UVOZ BIH O S A IŠKI RO EDURA A 2008. U USD
BiH EXPORTS AND IMPORTS ACCORDING TO STATISTICAL PROCEDURES 2008 IN USD

Tečaj USD za 2008.godinu: 1.3367 KM za 1 USD

i ra ro edure Code of procedure	Naziv s a is ičke ro edure Title of statistical procedure	u isućama USD in thousands of USD	Uče će u os o ima Share in percent,%
	UKU AN IZVOZ TOTAL EXPORTS	.02 .0 0	00 0
	Redovi izvoz Normal exports	2.417.723	48,2
3	Izvoz na vanjsku obradu Exports for outward processing	97.189	1,9
	Izvoz nakon unu arnje obrade sus av sus enzije Exports after inward processing, suspension system	2.504.995	49,9
	Izvoz nakon unu arnje obrade sus av ovra a Exports after inward processing, drawback system	1.184	0,0
	UKU AN UVOZ TOTAL IMPORTS	2. 88.	00 0
	Redovi uvoz Normal imports	10.460.162	85,8
3	Uvoz nakon vanjske obrade Imports after outward processing	54.642	0,5
	Uvoz na unu arnju obradu sus av sus enzije Imports for inward processing, suspension system	1.673.732	13,7
	Uvoz na unu arnju obradu sus av ovra a Imports for inward processing, drawback system	75	0,0

2.8. IZVOZ I UVOZ BIH PO ODJELJCIMA HARMONIZIRANOG SUSTAVA 2005-2008.
BIH EXPORTS AND IMPORTS ACCORDING TO HARMONIZED SYSTEM SECTIONS 2005-2008

	HARMONIZIRANI SUSTAV HARMONIZED SYSTEM						u tisućama KM in thousands of KM					
	Izvoz Exports			Uvoz Imports			Izvoz Exports			Uvoz Imports		
	200 .	200 .	2008.	200 .	200 .	2008.	200 .	200 .	2008.	200 .	200 .	2008.
UKU NO	3.	83. 3 . 8	0	. 80 . 8	. 388 . 8	3 . 8 8.2 2	. 2 2.		
TOTAL												
I	Žive životinje; proizvodi životinjskog podrijetla <i>Live Animals; Animal Products</i>	35.421	43.404	57.308	77.515	300.405	236.198	266.366	378.450			
II	Biljni proizvodi <i>Vegetable Products</i>	43.335	49.703	57.278	64.918	489.955	468.464	606.166	704.153			
III	Masti, ulja i voskovi životinjskog ili biljnog podrijetla <i>Animal or Vegetable Fats, Oils and Waxes</i>	24.335	22.620	37.164	47.529	96.819	91.081	97.087	126.402			
IV	Proizvodi prehrambene industrije; pića, alkoholi; duhan <i>Prepared Foodstuffs; Beverages, Spirits; Tobacco</i>	120.212	143.030	173.126	220.138	1.094.448	1.149.198	1.269.374	1.411.147			
V	Mineralne tvari <i>Mineral Products</i>	503.058	607.194	658.313	808.502	1.585.585	1.882.120	2.072.574	2.836.905			
VI	Proizvodi kemijske industrije ili srodnih industrija <i>Products of the Chemical or Allied Industries</i>	286.550	345.242	324.130	429.684	1.037.942	1.062.563	1.241.897	1.395.220			
VII	Plastične mase; Kaučuk <i>Plastics; Rubber</i>	61.924	104.809	137.732	138.641	518.272	539.263	682.831	777.771			
VIII	Sirova koža, štavljena koža i krzna; sedlarski proizvodi; ručne torbe <i>Raw Hides and Skins, Leather and Furskins; Saddlery; Handbags</i>	69.591	112.348	114.604	114.213	147.898	241.297	235.561	240.214			
I	Drvo; drveni ugljen; pluto; proizvodi od slame <i>Wood; Wood Charcoal; Cork; Manufactures of Straw</i>	376.614	462.524	527.376	495.026	124.466	121.466	175.673	209.900			
I	Drvena celuloza; papir i karton <i>Pulp of Wood; Paper and Paperboard</i>	78.158	94.239	113.770	144.019	321.762	319.285	359.205	387.521			
I	Tekstil i tekstilni proizvodi <i>Textiles and Textile Articles</i>	157.563	254.657	281.257	332.029	574.542	604.265	681.294	737.719			
II	Obuća, šeširi i ostala pokrivala glave, kišobrani i štapovi <i>Footwear, Headgear, Umbrellas and Sticks</i>	119.918	298.971	349.490	369.024	178.486	189.730	221.326	235.435			

2.8. IZVOZ I UVOZ BIH O ODJELJ I A HAR ONIZIRANOG SUS AVA 200 -2008.
BiH EXPORTS AND IMPORTS ACCORDING TO HARMONIZED SYSTEM SECTIONS 2005-2008

nas avak (continued)	HAR ONIZIRANI SUS AV HARMONIZED SYSTEM						u isucama K in thousands of KM		
	Izvoz Exports			Uvoz Imports					
	200 .	200 .	2008.	200 .	200 .	2008.	200 .	200 .	2008.
III roizvodi od kamena i sa emena a i keramike s aklo i s akleni Articles of Stone, Plaster, Cement and Ceramic; Glass	30.713	46.721	73.922	74.315	321.267	290.411	373.541	379.425	
IV Biseri dra ulji i lemeni i me ali me alni nova Pearls; Precious Stones and Metals; Coin	503	1.688	2.490	1.089	6.190	7.864	11.567	13.918	
V Obični me ali i roizvodi od obični me ala Base Metals and Articles of Base Metal	946.988	1.389.131	1.643.434	1.798.628	1.068.816	1.187.258	1.694.819	1.974.447	
VI S rojevi elek ro e nička o rema a ara i za snimanje i re rodu iranje slike i zvuka Machinery; Electrical Equipment; Television Image and Sound Recorders and Reproducers	543.973	643.239	763.071	793.549	1.980.814	1.816.372	2.345.381	2.610.794	
VII Vozila zrako lovi i lovila Vehicles, aircraft and vessels	92.584	99.164	108.752	208.697	911.048	801.449	1.055.447	1.275.599	
VIII O ički lazbeni i medi inski ins rumen i sa ovi Optical, Musical and Medical Instruments; Clocks	18.659	15.357	16.935	21.576	157.478	139.076	178.151	237.119	
I Oružje i strejivo Arms and Ammunition	35.613	28.099	37.121	41.998	6.359	4.293	5.707	7.343	
Razni roizvodi Miscellaneous Manufactured Articles	231.330	400.493	458.174	530.103	235.947	234.161	322.037	351.598	
I Umje nine kolek ionarski redime i s arine Works of Art, Collectors' Pieces and Antiques	1.458	896	950	76	836	402	1.057	918	
I Neras oređeno Not elsewhere classified	4.700	768	189	421	21.461	2.572	1.182	517	

2.9. IZVOZ I UVOZ BIH PO ODJELJCIMA HARMONIZIRANOG SUSTAVA 2005-2008. U USD
BiH EXPORTS AND IMPORTS ACCORDING TO HARMONIZED SYSTEM SECTIONS 2005-2008 IN USD

Tečaj USD za 2005.godinu: 1.6424 KM za 1 USD

Tečaj USD za 2006.godinu: 1.5066 KM za 1 USD

Tečaj USD za 2007.godinu: 1.4299 KM za 1 USD

Tečaj USD za 2008.godinu: 1.3367 KM za 1 USD

	u tisućama USD in thousands of USD																		
	HARMONIZIRANI SUSTAV HARMONIZED SYSTEM					Izvoz Exports					Uvoz Imports								
	2005.	2006.	2007.	2008.	2008.	2005.	2006.	2007.	2008.	2008.	2005.	2006.	2007.	2008.					
UKU NO	2.303.	8	3.	2.	82	.	.	8	.02	.0	0	.80	.	.2	2	.	.30	2.	88.
TOTAL																			
I	Žive životinje; proizvodi životinjskog podrijetla <i>Live Animals; Animal Products</i>	21.566	28.809	40.078	57.990	182.906	156.776	186.283	283.122										
II	Biljni proizvodi <i>Vegetable Products</i>	26.385	32.990	40.057	48.566	298.317	310.941	423.922	526.785										
III	Masti, ulja i voskovi životinjskog ili biljnog podrijetla <i>Animal or Vegetable Fats, Oils and Waxes</i>	14.817	15.014	25.991	35.557	58.950	67.897	94.563											
IV	Proizvodi prehrambene industrije; pića, alkoholi; duhan <i>Prepared Foodstuffs; Beverages, Spirits; Tobacco</i>	73.193	94.936	121.075	164.688	666.371	887.736	1.055.695											
V	Mineralne tvari <i>Mineral Products</i>	306.295	403.022	460.391	604.850	965.407	1.249.250	1.449.454	2.122.320										
VI	Proizvodi kemijske industrije ili srodnih industrija <i>Products of the Chemical or Allied Industries</i>	174.470	229.153	226.680	321.451	631.967	868.520	1.043.780											
VII	Plastične mase; kaučuk <i>Plastics; Rubber</i>	37.703	69.566	96.323	103.719	315.558	477.538	581.859											
VIII	Sirova koža, štavljena koža i krzna; sedlarski proizvodi; ručne torbe <i>Raw Hides and Skins, Leather and Furskins; Saddlery; Handbags</i>	42.372	74.570	80.148	85.444	90.050	164.739	179.706											
I	Drvo; drveni ugljen; pluto; proizvodi od slame <i>Wood; Wood Charcoal; Cork; Manufactures of Straw</i>	229.307	306.999	368.820	370.335	75.783	122.857	157.029											

2. IZVOZ I UVOZ BIH O ODJELJ I A HAR ONIZIRANOG SUS AVA 200 -2008. U USD
BIH EXPORTS AND IMPORTS ACCORDING TO HARMONIZED SYSTEM SECTIONS 2005-2008 IN USD

Tečaj USD za 2005.godinu: 1.6424 KM za 1 USD
 Tečaj USD za 2006.godinu: 1.5066 KM za 1 USD
 Tečaj USD za 2007.godinu: 1.4299 KM za 1 USD
 Tečaj USD za 2008.godinu: 1.3367 KM za 1 USD

nas avak (continued)	u isućama USD in thousands of USD					
	IZVOZ Exports			UVOZ Imports		
	200 .	200 .	2008.	200 .	200 .	2008.
HAR ONIZIRANI SUS AV HARMONIZED SYSTEM						
I						
Drvena eluloza a ir i kar on <i>Pulp of Wood; Paper and Paperboard</i>	47.587	62.551	107.742	195.909	211.924	251.210
eks ili eks ilini roizvodi <i>Textiles and Textile Articles</i>	95.935	169.028	248.395	349.819	401.078	476.463
II						
Obuća e ir i os ala okrivala lave ki obrani i a ovi <i>Footwear, Headgear, Umbrellas and Sticks</i>	73.014	198.441	276.071	108.674	125.933	154.784
III						
roizvodi od kamena i sa emen a i keramike s aklo i s akleni roizvodi <i>Articles of Stone, Plaster, Cement and Ceramic; Glass</i>	18.700	31.011	55.596	195.609	192.759	261.236
IV						
Biseri dra ulji i lemeni i me ali me alni nova <i>Pearls; Precious Stones and Metals; Coin</i>	306	1.120	1.741	3.769	5.220	8.089
V						
Obićni me ali i roizvodi od obićni me ala <i>Base Metals and Articles of Base Metal</i>	576.588	922.031	1.345.573	650.765	788.038	1.185.271
VI						
S rojevi elek ro e nićka o rema a ara i za snimanje i re rodu iranje slike i zvuka <i>Machinery; Electrical Equipment; Television Image and Sound Recorders and Reproducers</i>	331.206	426.948	593.663	1.206.049	1.205.610	1.640.241
VII						
Vozila zrako lovi i lovila <i>Vehicles, aircraft and vessels</i>	56.371	65.820	156.129	554.705	531.959	738.126
VIII						
O ićki lazbeni i medi inski ins rumen i sa ovi <i>Optical, Musical and Medical Instruments; Clocks</i>	11.361	10.193	16.141	95.883	92.311	124.590

2.9. IZVOZ I UVOZ BiH PO ODJELJCIMA HARMONIZIRANOG SUSTAVA 2005-2008. U USD
BiH EXPORTS AND IMPORTS ACCORDING TO HARMONIZED SYSTEM SECTIONS 2005-2008 IN USD

Tečaj USD za 2005.godinu: 1.6424 KM za 1 USD

Tečaj USD za 2006.godinu: 1.5066 KM za 1 USD

Tečaj USD za 2007.godinu: 1.4299 KM za 1 USD

Tečaj USD za 2008.godinu: 1.3367 KM za 1 USD

(nastavak) (continued)	u tisućama USD in thousands of USD							
	IZVOZ Exports			UVOZ Imports				
	200 .	200 .	2008.	200 .	200 .	2008.		
I								
Oružje i strejivo <i>Arms and Ammunition</i>	21.684	18.651	25.960	31.419	3.872	2.850	3.991	5.493
Razni proizvodi <i>Miscellaneous Manufactured Articles</i>	140.849	265.826	320.424	396.576	143.660	155.423	225.217	263.035
I								
Umjetnine, kolekcionarski predmeti i starine <i>Works of Art, Collectors' Pieces and Antiques</i>	888	595	664	57	509	267	739	687
Neraspoređeno <i>Not elsewhere classified</i>	2.862	509	132	315	13.067	1.707	827	387

2.10. IZVOZ I UVOZ BIH PO PODRUČJIMA I OBLASTIMA KD 2008.
BiH EXPORTS AND IMPORTS ACCORDING TO NACE REV.1.1 2008

u tisućama KM
in thousands of KM

KD NACE	Izvoz Exports		Uvoz Imports	
	Godina Year	Indeksi Indices	Godina Year	Indeksi Indices
	2008.	<u>2008.</u> 200 .	2008.	<u>2008.</u> 200 .
UKU NO TOTAL	. 11. 0	113 1	1 .2 2. 1	11 2
POLJOPRIVR DA LOV I				
A UMARSTVO AGRICULTURE, HUNT AND FORESTRY	90.468	109 0	735.911	123 7
ojo i eda o i i adajuće uslužne djelatnosti 01 Agriculture, hunting and related service activities	41.358	126 8	714.091	121 5
Šumarstvo i iskorištavanje šuma i i adajuće uslužne djelatnosti 02 Forestry, logging and related service activities	49.110	97 5	21.820	293 3
B RIBARSTVO FISHERIES	9.457	95 0	3.334	127 4
i oo uzgoj i e i i adajuće uslužne djelatnosti 05 Fishing, operation of fish hatcheries and fish farms; service activities	9.457	95 0	3.334	127 4
VAD J RUDA I KAM A MINING AND QUARRYING	157.083	81 7	667.772	188 5
ađenje ugljena i lignita; vađenje treseta 10 Mining of coal and lignite; extraction of peat	30.812	132 1	381.158	196 8
ađenje sirove nafte i zemnog plina; i adajuće uslužne djelatnosti, osim istraživačkih radova 11 Extraction of crude petroleum and natural gas; service activities incidental to oil and gas extraction, excluding surveying			223.331	165 1
ađenje ruda metala 13 Mining of metal ores	85.978	68 7	33.709	6.490 8
ađenje ostalih ruda i kamena 14 Other mining and quarrying	40.293	91 8	29.562	119 6
D PR RAĐIVAČKA I DUSTRIJA MANUFACTURING	6.085.095	112 2	14.672.828	115 4
Proizvodnja prehrambenih proizvoda i ića D15 Manufacture of food products and beverages	400.041	118 5	1.813.136	115 6
Proizvodnja duhanskih proizvoda D16 Manufacture of tobacco products	8.237	111 6	142.533	110 4

2. 0. IZVOZ I UVOZ BIH O ODRUČJI A I OBLAS I A KD 2008.
BiH EXPORTS AND IMPORTS ACCORDING TO NACE REV.1.1 2008

nas avak (continued)		u isućama K in thousands of KM			
KD NACE		Izvoz Exports		Uvoz Imports	
		Godina Year	Indeksi Indices	Godina Year	Indeksi Indices
		2008.	<u>2008.</u> 200 .	2008.	<u>2008.</u> 200 .
D17	Proiz odnja tekstila <i>Manufacture of textiles</i>	87.695	179,5	472.806	105,0
D18	Proiz odnja odje ni red eta dorada i ojanje krzna <i>Manufacture of wearing apparel; dressing and dyeing of fur</i>	259.559	107,2	258.179	109,6
D19	Štavljenje i obrada kože; proizvodnja kofera, ručni tor i, sedlarski i sarački roiz oda i o uće <i>Tanning and dressing of leather; manufacture of luggage, handbags, saddlery, harness and footwear</i>	417.720	106,9	411.085	104,8
D20	Prerada dr a i roiz odnja roiz oda od dr a i luta, osi na je taja roiz odnja red eta od sla e i letarski aterijala <i>Manufacture of wood and products of wood and cork, except furniture; manufacture of articles of straw and plaiting materials</i>	441.461	93,9	189.588	111,8
D21	Proiz odnja celuloze, a ira i roiz oda od a ira <i>Manufacture of pulp, paper and paper products</i>	125.137	123,2	302.069	106,2
D22	akladnička djelatnost, tiskanje i umnažanje (reprodukcija) snimljenih za isa <i>Publishing, printing and reproduction of recorded media</i>	20.057	154,7	99.711	124,0
D23	Proiz odnja koksa, deri ata nafte i nuklearnog gori a <i>Manufacture of coke, refined petroleum products and nuclear fuel</i>	251.266	120,3	1.885.076	133,3
D24	Proiz odnja ke ikalija i ke ijski roiz oda <i>Manufacture of chemicals and chemical products</i>	314.819	132,9	1.486.341	114,5
D25	Proiz odnja roiz oda od gu e i lastični asa <i>Manufacture of rubber and plastic products</i>	126.694	117,1	563.051	113,9
D26	Proiz odnja ostali roiz oda od ne etalni inerala <i>Manufacture of other non-metallic mineral products</i>	107.665	105,5	505.124	101,5
D27	Proiz odnja azni etala <i>Manufacture of basic metals</i>	1.375.732	106,6	1.372.950	105,7

2. 0. IZVOZ I UVOZ BIH O ODRUČJI A I OBLAS I A KD 2008.
BiH EXPORTS AND IMPORTS ACCORDING TO NACE REV.1.1 2008

KD NACE	Izvoz Exports		Uvoz Imports		
	Godina Year	Indeksi Indices	Godina Year	Indeksi Indices	
	2008.	<u>2008.</u> 200 .	2008.	<u>2008.</u> 200 .	
D28	Proiz odnja etalni roiz oda, osi stroje a i o re e <i>Manufacture of fabricated metal products, except machinery and equipment</i>	592.380	118,6	600.512	109,5
D29	Proiz odnja stroje a i uređaja, d.n. <i>Manufacture of machinery and equipment n.e.c</i>	419.622	125,1	1.581.037	119,6
D30	Proiz odnja uredski stroje a i računala <i>Manufacture of office machinery and computers</i>	10.311	152,9	230.543	107,2
D31	Proiz odnja električni stroje a i arata, d.n. <i>Manufacture of electrical machinery and apparatus n.e.c</i>	162.075	124,3	440.138	115,7
D32	Proiz odnja radio, tele izijske i ko unikacijske o re e i a arata <i>Manufacture of radio, television and communication equipment and apparatus</i>	8.123	123,8	370.032	141,2
D33	Proiz odnja edicinski , recizni i o tički instru enata, sato a <i>Manufacture of medical, precision and optical instruments, watches and clocks</i>	22.451	126,4	245.968	143,9
D34	Proiz odnja otorni ozila, rikolica i olu rikolica <i>Manufacture of motor vehicles, trailers and semi-trailers</i>	348.095	82,9	1.289.656	112,3
D35	Proiz odnja ostali rije ozni sredsta a <i>Manufacture of other transport equipment</i>	95.798	718,9	93.288	166,3
D36	Proiz odnja na je taja ostala rerađi ačka industrija, d.n <i>Manufacture of furniture; manufacturing n.e.c</i>	490.159	112,9	320.004	106,9
E	O SKRBA ELEK RIČNO ENERGIJO LINO I VODO <i>ELECTRICITY, GAS AND WATER SUPPLY</i>	365.449	162,1	167.928	88,8
40	Proiz odnja i o skr a električno energijo , lino , aro ito lo odo <i>Electricity, gas, steam and hot water supply</i>	365.449	162,1	167.928	88,8

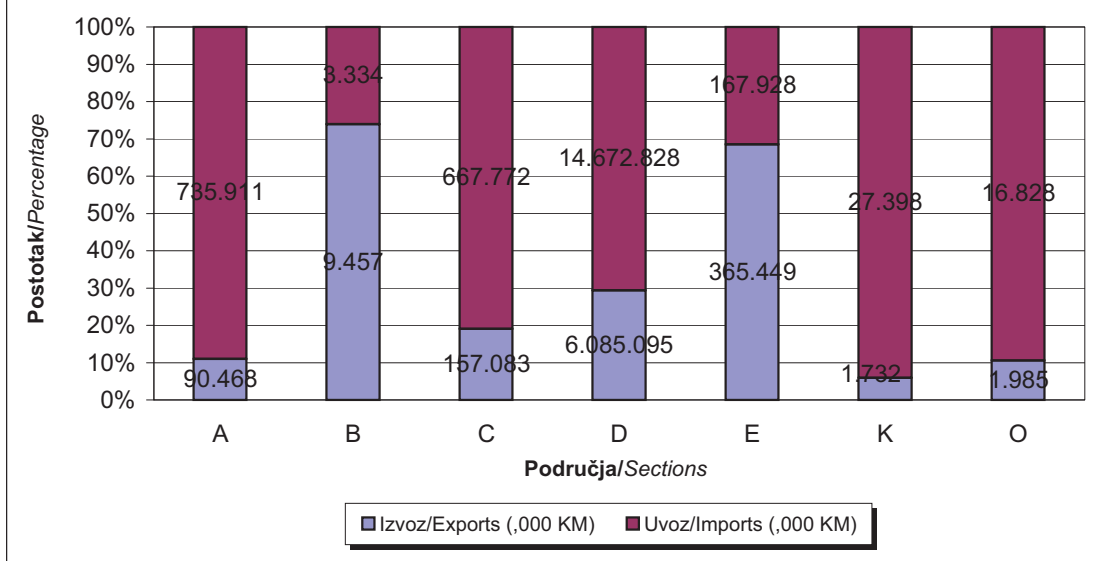
2.10. IZVOZ I UVOZ BIH PO PODRUČJIMA I OBLASTIMA KD 2008.
 BiH EXPORTS AND IMPORTS ACCORDING TO NACE REV.1.1 2008

nastavak
(continued)

u tisućama KM
in thousands of KM

KD NACE	Izvoz Exports		Uvoz Imports	
	Godina Year	Indeksi Indices	Godina Year	Indeksi Indices
	2008.	<u>2008.</u> 200 .	2008.	<u>2008.</u> 200 .
OSLOVANJE NEKRETNOSTI I IZNAJMLJIVANJE I OSLOVNE K DJELA NOSI REAL ESTATE, RENTING AND BUSINESS ACTIVITIES	1.732	439,9	27.398	101,2
računarske i srodne djelatnosti K72 Computer and related activities	1.708	558,4	26.658	100,0
ostale poslovne djelatnosti K74 Other business activities	25	28,2	740	173,3
OSTALE JAVNE I KOMUNALNE DRUŠTVENE I OSOBNE USLUŽNE O DJELATNOSTI OTHER COMMUNITY, SOCIAL AND PERSONAL SERVICE ACTIVITIES	1.985	54,1	16.828	119,5
rekreativne, kulturne i sportske 92 djelatnosti Recreational, cultural and sporting activities	1.985	54,1	16.828	119,5
ne drugdje određeno Not elsewhere classified	421	222,8	517	43,8

2.10.1. Izvoz i uvoz BiH u 2008. po područjima KD
BiH exports and imports in 2008 according to NACE Rev.1.1 sections



2. IZVOZ I UVOZ BIH O ODRUČJI A I OBLASTI A KD 2008. U USD
BIH EXPORTS AND IMPORTS ACCORDING TO NACE REV.1.1 2008 IN USD

Tečaj USD za 2007.godinu: 1,4299 KM za 1 USD

Tečaj USD za 2008.godinu: 1,3367 KM za 1 USD

u isućama USD
in thousands of USD

KD NACE	Izvoz Exports		Uvoz Imports	
	Godina Year	Indeksi Indices	Godina Year	Indeksi Indices
	2008.	<u>2008.</u> 200 .	2008.	<u>2008.</u> 200 .
UKU NO TOTAL	.02 .0 0	20	2. 88.	2
A OLJO RIVREDA LOVI U ARS VO AGRICULTURE, HUNT AND FORESTRY	67.680	116,6	550.543	132,3
A01 Poljo ri reda lo i ri adajuće uslužne djelatnosti Agriculture, hunting and related service activities	30.940	135,6	534.219	130,0
A02 Šumarstvo i iskorištavanje šuma i ri adajuće uslužne djelatnosti Forestry, logging and related service activities	36.740	104,3	16.324	313,7
B RIBARS VO FISHERIES	7.075	101,6	2.494	136,3
05 i olo uzgoj ri e i ri adajuće uslužne djelatnosti Fishing, operation of fish hatcheries	7.075	101,6	2.494	136,3
VAĐENJE RUDA I KA ENA MINING AND QUARRYING	117.516	87,4	499.567	201,6
C10 ađenje ugljena i lignita; vađenje treseta Mining of coal and lignite; extraction of peat	23.051	141,3	285.148	210,5
C11 ađenje sirove nafte i zemnog plina; ri adajuće uslužne djelatnosti, osim istraživačkih radova Extraction of crude petroleum and natural gas; service activities incidental to oil and gas extraction, excluding surveying			167.077	176,6
C13 ađenje ruda metala Mining of metal ores	64.321	73,5	25.218	6.943,4
C14 ađenje ostalih ruda i kamena Other mining and quarrying	30.144	98,2	22.116	127,9
D RERAĐIVAČKA INDUS RIJA MANUFACTURING	4.552.327	120,1	10.976.904	123,4
D15 Proizvodnja prehrambenih proizvoda i ića Manufacture of food products and beverages	299.275	126,7	1.356.427	123,7

2.11. IZVOZ I UVOZ BIH PO PODRUČJIMA I OBLASTIMA KD 2008. U USD
BIH EXPORTS AND IMPORTS ACCORDING TO NACE REV.1.1 2008 IN USD

Tečaj USD za 2007.godinu: 1.4299 KM za 1 USD

Tečaj USD za 2008.godinu: 1.3367 KM za 1 USD

nastavak (continued)		u tisućama USD in thousands of USD			
		Izvoz Exports		Uvoz Imports	
KD NACE		Godina Year	Indeksi Indices	Godina Year	Indeksi Indices
		2008.	<u>2008.</u> 200 .	2008.	<u>2008.</u> 200 .
D16	oiz odnja du an i oiz oda Manufacture of tobacco products	6.163	119.4	106.631	118.1
D17	oiz odnja e ia Manufacture of textiles	65.605	192.0	353.711	112.3
D18	oiz odnja odje ni ed ea do ada i ojanje zna Manufacture of wearing apparel; dressing and dyeing of fur	194.179	114.7	193.147	117.2
D19	Štavljenje i obrada kože; proizvodnja oea učni o i eda i i a ači oiz oda i o uće Tanning and dressing of leather; manufacture of luggage, handbags, saddlery, harness and footwear	312.501	114.4	307.538	112.1
D20	e ada d ai oiz odnja oiz oda od d ai ua o i na je aja oiz odnja ed ea od a ei ea i ae i ja a Manufacture of wood and products of wood and cork, except furniture; manufacture of articles of straw and plaiting materials	330.262	100.5	141.833	119.6
D21	oiz odnja euoze a i a i oiz oda od a i a Manufacture of pulp, paper and paper products	93.616	131.8	225.981	113.6
D22	a adnič a dje a no i anje i umnažanje (reprodukcija) snimljenih za i a Publishing, printing and reproduction of recorded media	15.005	165.5	74.595	132.6
D23	oiz odnja o a de i a a na ei nu ea nog go i a Manufacture of coke, refined petroleum products and nuclear fuel	187.975	128.7	1.410.246	142.6
D24	oiz odnja e i a i ja i e i j i oiz oda Manufacture of chemicals and chemical products	235.519	142.2	1.111.948	122.5
D25	oiz odnja oiz oda od gu e i a ični a a Manufacture of rubber and plastic products	94.781	125.2	421.225	121.9

2. IZVOZ I UVOZ BIH O ODRUČJI A I OBLAS I A KD 2008. U USD
BiH EXPORTS AND IMPORTS ACCORDING TO NACE REV.1.1 2008 IN USD

Tečaj USD za 2007.godinu: 1.4299 KM za 1 USD

Tečaj USD za 2008.godinu: 1.3367 KM za 1 USD

nas avak (continued)	u isućama USD in thousands of USD				
	KD NACE	Izvoz Exports		Uvoz Imports	
		Godina Year	Indeksi Indices	Godina Year	Indeksi Indices
		2008.	<u>2008.</u> 200 .	2008.	<u>2008.</u> 200 .
D26	Proiz odnja ostali roiz oda od ne etalni inerala <i>Manufacture of other non-metallic mineral products</i>	80.545	112,9	377.889	108,6
D27	Proiz odnja azni etala <i>Manufacture of basic metals</i>	1.029.200	114,0	1.027.119	113,1
D28	Proiz odnja etalni roiz oda, osi stroje a i o re e <i>Manufacture of fabricated metal products, except machinery and equipment</i>	443.166	126,9	449.250	117,1
D29	Proiz odnja stroje a i uređaja, d.n. <i>Manufacture of machinery and equipment n.e.c</i>	313.924	133,8	1.182.791	127,9
D30	Proiz odnja uredski stroje a i računala <i>Manufacture of office machinery and computers</i>	7.713	163,5	172.472	114,7
D31	Proiz odnja električni stroje a i a arata, d.n. <i>Manufacture of electrical machinery and apparatus n.e.c</i>	121.250	132,9	329.272	123,8
D32	Proiz odnja radio, tele izijske i ko unikacijske o re e i a arata <i>Manufacture of radio, television and communication equipment and apparatus</i>	6.077	132,5	276.825	151,1
D33	Proiz odnja edicinski , recizni i o tički instru enata, sato a <i>Manufacture of medical, precision and optical instruments, watches and clocks</i>	16.796	135,2	184.011	154,0
D34	Proiz odnja otorni ozila, rikolica i olu rikolica <i>Manufacture of motor vehicles, trailers and semi-trailers</i>	260.414	88,7	964.806	120,2
D35	Proiz odnja ostali rije ozni sredsta a <i>Manufacture of other transport equipment</i>	71.668	769,0	69.790	177,9
D36	Proiz odnja na je taja ostala reradi ačka industrija, d.n. <i>Manufacture of furniture; manufacturing n.e.c</i>	366.693	120,8	239.399	114,4

2.11. IZVOZ I UVOZ BiH PO PODRUČJIMA I OBLASTIMA KD 2008. U USD
BiH EXPORTS AND IMPORTS ACCORDING TO NACE REV.1.1 2008 IN USD

Tečaj USD za 2007.godinu: 1.4299 KM za 1 USD

Tečaj USD za 2008.godinu: 1.3367 KM za 1 USD

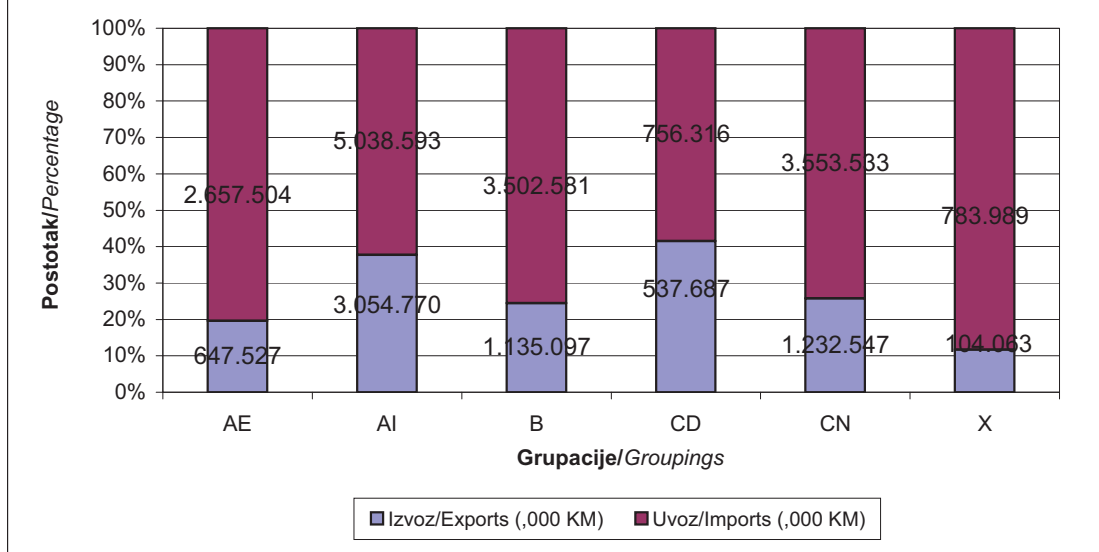
nastavak (continued)		u tisućama USD in thousands of USD			
KD NACE	Izvoz Exports		Uvoz Imports		
	Godina Year	Indeksi Indices	Godina Year	Indeksi Indices	
	2008.	<u>2008.</u> 200 .	2008.	<u>2008.</u> 200 .	
E	O SKRBA ELEKTRIČNO ENERGIJO I VODA ELECTRICITY, GAS AND WATER SUPPLY	273.396	173,4	125.629	95,0
40	Proizvodnja i opskrba električnom energijom i vodom <i>Electricity, gas, steam and hot water supply</i>	273.396	173,4	125.629	95,0
K	POSLOVANJE KRETIĆIMA I PROMET NEKRETNIM PRAVIMA REAL ESTATE, RENTING AND BUSINESS ACTIVITIES	1.296	470,6	20.497	108,3
K72	računarske i srodne djelatnosti <i>Computer and related activities</i>	1.277	597,3	19.943	107,0
K74	ostale djelatnosti <i>Other business activities</i>	18	30,1	554	185,4
O	OSTALE JAVNE I OSOBNE USLUŽNE DJELATNOSTI OTHER COMMUNITY, SOCIAL AND PERSONAL SERVICE ACTIVITIES	1.485	57,8	12.590	127,8
92	rekreativne, kulturne i sportske djelatnosti <i>Recreational, cultural and sporting activities</i>	1.485	57,8	12.590	127,8
	ne drugdje određeno <i>Not elsewhere classified</i>	315	238,4	387	46,8

2. 2. IZVOZ I UVOZ BIH O GLAVNI INDUS RIJSKI GRU A IJA A RE A EKONO SKOJ NA JENI 200 -2008.
BiH EXPORTS AND IMPORTS BY MAIN INDUSTRIAL GROUPINGS, BY INTENDED USE 2005-2008

u isućama K
in thousands of KM

	GIG MIG	Izvoz Exports			Uvoz Imports				
		200 .	200 .	2008.	200 .	200 .	2008.		
UKU NO <i>TOTAL</i>		3. 83.	. 2	. 3 . 8	. 0	. 80. 8	. 388. 8	3. 8 8. 2 2	. 2 2.
AE Ener ija <i>Energy</i>		330.406	410.462	457.588	647.527	1.440.210	1.743.148	1.932.421	2.657.504
AI In ermedijami roizvodi osim ener ije <i>Intermediate goods, except energy</i>		1.891.055	2.524.320	2.854.299	3.054.770	3.418.382	3.583.924	4.600.421	5.038.593
B Ka i alni roizvodi <i>Capital goods</i>		714.416	818.163	999.072	1.135.097	2.575.667	2.271.267	3.029.927	3.502.581
CD rajni roizvodi za iroku o ro nju <i>Durable consumer goods</i>		234.816	413.664	469.263	537.687	437.253	459.984	575.459	756.316
CN Ne rajni roizvodi za iroku o ro nju <i>Non-durable consumer goods</i>		542.794	906.176	1.059.180	1.232.547	2.710.432	2.821.995	3.120.043	3.553.533
X Neras oređeno <i>Not elsewhere classified</i>		69.711	91.511	97.183	104.063	598.854	508.467	639.972	783.989

2.12.1. Izvoz i uvoz BiH u 2008. po Glavnim industrijskim grupacijama
BiH exports and imports in 2008 by Main industrial groupings



2. 3. IZVOZ I UVOZ BIH O GLAVNI INDUSTRIJSKI GRUPE IJA ARE A EKONOMSKOJ NAJENI 200 -2008. U USD
BIH EXPORTS AND IMPORTS BY MAIN INDUSTRIAL GROUPINGS, BY INTENDED USE 2005-2008 IN USD

Tečaj USD za 2005.godinu: 1.6424 KM za 1 USD

Tečaj USD za 2006.godinu: 1.5066 KM za 1 USD

Tečaj USD za 2007.godinu: 1.4299 KM za 1 USD

Tečaj USD za 2008.godinu: 1.3367 KM za 1 USD

	GIG MIG	Izvoz Exports				Uvoz Imports				u isućama K in thousands of KM
		200 .		2008.		200 .		2008.		
		8	3 . 2 . 82	. . 8	.02 .0 0	.80 .	. 2 3	. . 30	2 . 88.	
UKU NO <i>TOTAL</i>		2.303 . 8	3 . 2 . 82	. . 8	.02 .0 0	.80 .	. 2 3	. . 30	2 . 88.	
AE <i>Enerģija</i> <i>Energy</i>		201.173	272.443	320.014	484.422	876.894	1.157.008	1.351.438	1.988.108	
AI <i>In ermedijarni roizvodi osim enerģije</i> <i>Intermediate goods, except energy</i>		1.151.397	1.675.508	1.996.153	2.285.307	2.081.333	2.378.816	3.217.303	3.769.427	
B <i>Kapitalni roizvodi</i> <i>Capital goods</i>		434.983	543.053	698.701	849.178	1.568.234	1.507.545	2.118.978	2.620.319	
CD <i>Durable roizvodi za iroku o ro nju</i> <i>Durable consumer goods</i>		142.971	274.568	328.179	402.250	266.228	305.313	402.447	565.808	
CN <i>Ne rajni roizvodi za iroku o ro nju</i> <i>Non-durable consumer goods</i>		330.488	601.471	740.737	922.082	1.650.287	1.873.088	2.182.001	2.658.437	
X <i>Neras oređeno</i> <i>Not elsewhere classified</i>		42.445	60.740	67.965	77.851	364.621	337.493	447.564	586.511	

2.1 . IZVOZ I UVOZ BiH PO ZMLJAMA AMJ I PODRIJ TLA 2008.
BIH EXPORTS AND IMPORTS ACCORDING TO COUNTRY OF DESTINATION AND ORIGIN 2008

u tisućama KM
in thousands of KM

Države Countries	Izvoz Exports		Uvoz Imports	
	Godina Year	Indeksi Indices	Godina Year	Indeksi Indices
	2008.	<u>2008.</u> 200 .	2008.	<u>2008.</u> 200 .
UKUP O TOTAL	. 11. 0	113 1	1 .2 2. 1	11 2
Razvijene zemlje Developed Countries	4.081.789	109 9	9.616.279	116 9
Zemlje U EU Countries	3.703.300	108 9	7.820.047	117 7
u ija Austria	415.224	112 3	606.290	113 1
e gija Belgium	41.524	111 1	99.587	105 9
uga a Bulgaria	30.927	61 3	83.982	221 5
i a Cyprus	739	83 0	4.655	131 8
Če a Czech Republic	74.738	124 8	295.559	97 4
Dan a Denmark	6.628	83 4	42.314	117 2
onija Estonia	182	20 5	3.787	155 1
in a Finland	1.701	609 7	18.199	76 2
an u a France	99.530	108 5	350.744	121 4
č a Greece	8.326	80 6	106.339	207 8
a Ireland	2.609	120 6	43.350	119 8
a ija Italy	843.065	108 2	1.520.914	121 1
e onija Latvia	205	289 3	171	206 6
i a Lithuania	1.597	46 0	2.206	186 2
u e u g Luxembourg	27.729	106 6	4.446	77 6
Mađa a Hungary	203.892	92 9	719.598	150 2
Ma a Malta	774	52.835 6	104	176 5
izoze a Netherlands	75.910	133 5	181.963	128 4
je ač a Germany	913.488	119 9	1.914.630	109 9
oj a Poland	59.435	85 8	205.577	121 6
o uga Portugal	7.471	79 6	26.520	117 9

2. IZVOZ I UVOZ BIH O ZE LJA A NA JENE I ODRIJE LA 2008.
BiH EXPORTS AND IMPORTS ACCORDING TO COUNTRY OF DESTINATION AND ORIGIN 2008

Države Countries	Izvoz Exports		Uvoz Imports	
	Godina Year	Indeksi Indices	Godina Year	Indeksi Indices
	2008.	<u>2008.</u> 200 .	2008.	<u>2008.</u> 200 .
	u isućama K in thousands of KM			
u unjska <i>Romania</i>	89.143	158,4	140.175	117,7
Slo ačka <i>Slovakia</i>	38.359	76,5	153.630	114,0
Slo enija <i>Slovenia</i>	614.875	95,3	963.337	108,9
anjolska <i>Spain</i>	36.384	106,7	120.143	115,4
edska <i>Sweden</i>	46.466	129,9	106.921	126,1
Ujedinjena Kralje ina <i>United Kingdom</i>	62.380	285,1	104.903	126,4
Zemlje E A <i>EFTA Countries</i>	195.745	158,3	209.517	66,9
sland <i>Iceland</i>	70	30,7	711	128,4
i ten tajn <i>Liechtenstein</i>	1.055	53,1	1.088	51,7
or e ka <i>Norway</i>	12.992	195,7	7.773	166,6
icarska <i>Switzerland</i>	181.628	158,2	199.945	65,4
Os ale razvijene zemlje <i>Other Developed Countries</i>	182.744	97,1	1.586.715	124,7
Australija <i>Australia</i>	1.379	108,5	4.242	148,1
a an <i>Japan</i>	1.749	408,6	119.541	114,1
Kanada <i>Canada</i>	7.160	131,0	13.545	108,5
SAD <i>USA</i>	144.724	95,7	524.553	175,6
Turska <i>Turkey</i>	20.524	81,9	863.067	107,1
stale ze lje <i>Other Countries</i>	7.208	151,9	61.766	129,1
Zemlje u razvoju <i>Developing Countries</i>	2.621.636	118,2	6.672.482	117,9
Euro ske zemlje u razvoju <i>European Developing Countries</i>	2.518.043	117,6	5.292.796	116,8
Al anija <i>Albania</i>	16.538	110,5	3.508	50,7
Crna ora <i>Montenegro</i>	231.444		39.590	
r atska <i>Croatia</i>	1.156.836	106,1	2.779.927	113,5
Makedonija <i>Macedonia</i>	66.087	135,7	150.981	109,0

2.1 . IZVOZ I UVOZ BiH PO ZMLJAMA AMJ I PODRIJ TLA 2008.
BiH EXPORTS AND IMPORTS ACCORDING TO COUNTRY OF DESTINATION AND ORIGIN 2008

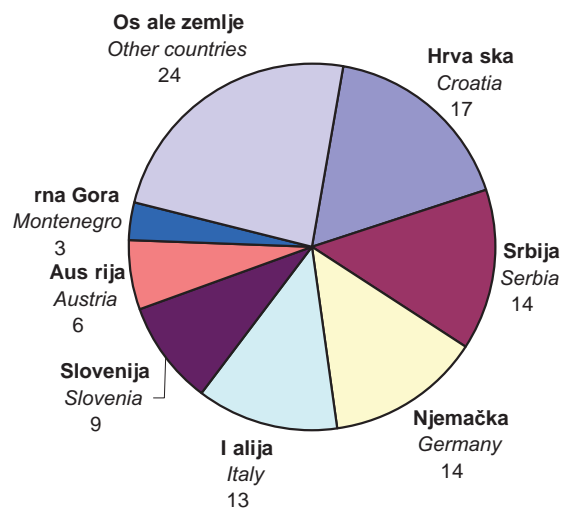
nastavak
(continued)

u isućama K
in thousands of KM

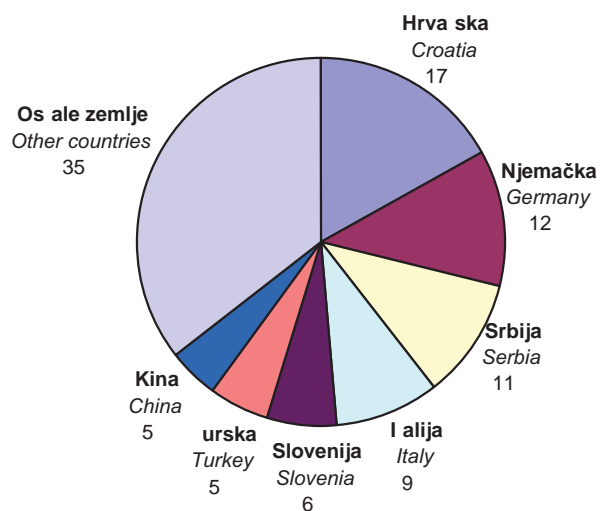
Države Countries	Izvoz Exports		Uvoz Imports	
	Godina Year	Indeksi Indices	Godina Year	Indeksi Indices
	2008.	<u>2008.</u> 200 .	2008.	<u>2008.</u> 200 .
Moldova	2.076	180,6	3.515	117,8
Rusija Russian Federation	14.970	197,5	344.006	123,8
Srbija Serbia	942.040		1.725.962	
Srbija i Crna gora Serbia and Montenegro	237		233	
ostale zemlje Other Countries	87.814	166,4	245.075	111,0
Zemlje u razvoju Bliskog Istoka <i>Middle Eastern Developing Countries</i>	9.223	92,5	18.472	88,6
Zemlje u razvoju Azije <i>Asian Developing Countries</i>	13.179	47,3	998.048	122,9
Kina China	2.262	341,2	748.615	125,2
Zemlje u razvoju Sjeverne Afrike <i>North African Developing Countries</i>	73.199	217,0	21.273	110,7
Ostale afričke zemlje u razvoju <i>Other African Developing Countries</i>	5.728	212,4	9.843	59,3
Zemlje u razvoju Amerike <i>American Developing Countries</i>	2.250	104,6	331.941	127,9
Zemlje u razvoju Okeanije <i>Oceanian Developing Countries</i>	15	3,2	110	123,2
Neraspoređeno <i>Not elsewhere classified</i>	8.266	154,4	3.756	41,9

Do 12.02.2007.godine odaci su se riku ljal za područje SC .
od 13.02.2007.godine odaci su se riku ljal zase no za Srbiju i zase no za Crnu goru.

2.1.1. Izvoz BiH u 2008. po glavnim trgovinskim partnerima
BiH exports in 2008 by main trading partners



2.1.2. Uvoz BiH u 2008. po glavnim trgovinskim partnerima
BiH imports in 2008 by main trading partners



2. IZVOZ I UVOZ BIH O ZE LJA A NA JENE I ODRIJE LA 2008. U USD
BiH EXPORTS AND IMPORTS ACCORDING TO COUNTRY OF DESTINATION AND ORIGIN 2008 IN USD

Tečaj USD za 2007.godinu: 1.4299 KM za 1 USD

Tečaj USD za 2008.godinu: 1.3367 KM za 1 USD

u isućama USD
in thousands of USD

Države Countries	Izvoz Exports		Uvoz Imports	
	Godina Year	Indeksi Indices	Godina Year	Indeksi Indices
	2008.	<u>2008.</u> 200 .	2008.	<u>2008.</u> 200 .
UKU NO <i>TOTAL</i>	.02 .0 0	20	2. 88.	2
Razvijene zemlje <i>Developed Countries</i>	3.053.631	117,6	7.194.044	125,0
Zemlje EU <i>EU Countries</i>	2.770.479	116,5	5.850.263	125,9
Austrija <i>Austria</i>	310.634	120,2	453.572	121,0
Belgija <i>Belgium</i>	31.064	118,9	74.502	113,3
Bugarska <i>Bulgaria</i>	23.137	65,6	62.828	236,9
Cipar <i>Cyprus</i>	553	88,7	3.483	141,0
Češka <i>Czech Republic</i>	55.912	133,5	221.111	104,2
Danska <i>Denmark</i>	4.959	89,2	31.656	125,4
Estonija <i>Estonia</i>	136	22,0	2.833	165,9
Finska <i>Finland</i>	1.272	652,2	13.615	81,5
Francuska <i>France</i>	74.460	116,0	262.395	129,9
Grička <i>Greece</i>	6.229	86,3	79.553	222,2
Irska <i>Ireland</i>	1.952	129,0	32.431	128,2
Italija <i>Italy</i>	630.706	115,8	1.137.813	129,5
Letonija <i>Latvia</i>	153	309,4	128	221,0
Litva <i>Lithuania</i>	1.194	49,2	1.650	199,2
Luksemburg <i>Luxembourg</i>	20.744	114,0	3.326	83,0
Mađarska <i>Hungary</i>	152.534	99,4	538.339	160,7
Malta <i>Malta</i>	579	56.519,4	78	188,8
Nizozemska <i>Netherlands</i>	56.789	142,9	136.129	137,3
Njemačka <i>Germany</i>	683.390	128,2	1.432.356	117,5
Poljska <i>Poland</i>	44.464	91,8	153.794	130,1

2. IZVOZ I UVOZ BIH OZE LJANA I ODRIJE LA 2008. U USD
BiH EXPORTS AND IMPORTS ACCORDING TO COUNTRY OF DESTINATION AND ORIGIN 2008 IN USD

Tečaj USD za 2007.godinu: 1.4299 KM za 1 USD

Tečaj USD za 2008.godinu: 1.3367 KM za 1 USD

Države Countries	u tisućama USD in thousands of USD			
	Izvoz Exports		Uvoz Imports	
	Godina Year	Indeksi Indices	Godina Year	Indeksi Indices
	2008.	<u>2008.</u> 200 .	2008.	<u>2008.</u> 200 .
Portugal <i>Portugal</i>	5.589	85,2	19.840	126,2
Rumunjska <i>Romania</i>	66.689	169,5	104.866	125,9
Slovačka <i>Slovakia</i>	28.697	81,8	114.932	122,0
Slovenija <i>Slovenia</i>	459.995	101,9	720.683	116,5
Španjolska <i>Spain</i>	27.219	114,1	89.880	123,4
Švedska <i>Sweden</i>	34.762	139,0	79.989	134,8
Ujedinjena Kraljevina <i>United Kingdom</i>	46.667	305,0	78.479	135,2
Zemlje EFTA <i>EFTA Countries</i>	146.439	169,4	156.742	71,6
Island <i>Iceland</i>	52	32,9	532	137,3
Lihtenštajn <i>Liechtenstein</i>	789	56,8	814	55,3
Norveška <i>Norway</i>	9.720	209,4	5.815	178,2
Švicarska <i>Switzerland</i>	135.878	169,3	149.581	69,9
Ostale razvijene zemlje <i>Other Developed Countries</i>	136.713	103,9	1.187.039	133,4
Australija <i>Australia</i>	1.032	116,1	3.174	158,4
Japan <i>Japan</i>	1.308	437,1	89.430	122,1
Kanada <i>Canada</i>	5.356	140,1	10.133	116,1
SAD <i>USA</i>	108.270	102,4	392.424	187,9
Turska <i>Turkey</i>	15.354	87,6	645.670	114,5
Ostale zemlje <i>Other Countries</i>	5.392	162,5	46.208	138,1
Zemlje u razvoju <i>Developing Countries</i>	1.961.275	126,4	4.991.757	126,1
Euro-ske zemlje u razvoju <i>European Developing Countries</i>	1.883.775	125,8	3.959.599	124,9
Albanija <i>Albania</i>	12.372	118,2	2.624	54,3

2. IZVOZ I UVOZ BIH OZELJANA JENI ODRIJELA 2008. U USD
BiH EXPORTS AND IMPORTS ACCORDING TO COUNTRY OF DESTINATION AND ORIGIN 2008 IN USD

Tečaj USD za 2007.godinu: 1.4299 KM za 1 USD

Tečaj USD za 2008.godinu: 1.3367 KM za 1 USD

Države Countries	Izvoz Exports		Uvoz Imports	
	Godina Year	Indeksi Indices	Godina Year	Indeksi Indices
	2008.	<u>2008.</u> 2007.	2008.	<u>2008.</u> 2007.
na o a Montenegro	173.146		29.618	
a a Croatia	865.442	113 5	2.079.694	121 4
Ma edonija Macedonia	49.441	145 2	112.951	116 6
Mo da ija Moldova	1.553	193 2	2.629	126 0
u ija Russian Federation	11.199	211 3	257.354	132 4
S ija Serbia	704.751		1.291.211	
S ija i na o a Serbia and Montenegro	177		174	
a e z e je Other Countries	65.695	178 0	183.343	118 7
Zemlje u razvoju Blisko Isoka <i>Middle Eastern Developing Countries</i>	6.900	99 0	13.819	94 8
Zemlje u razvoju Azije <i>Asian Developing Countries</i>	9.859	50 6	746.650	131 5
Kina China	1.692	365 0	560.047	133 9
Zemlje u razvoju Sjeverne Arike <i>North African Developing Countries</i>	54.761	232 1	15.914	118 5
Os ale a ričke zemlje u razvoju <i>Other African Developing Countries</i>	4.285	227 2	7.364	63 4
Zemlje u razvoju Amerike <i>American Developing Countries</i>	1.683	111 8	248.328	136 9
Zemlje u razvoju O eanije <i>Oceanian Developing Countries</i>	11	3 4	82	131 8
Neras oređeno <i>Not elsewhere classified</i>	6.184	165 1	2.810	44 8

Do 12.02.2007.godine oda i u e i u ja iz a od uče S .

d 13.02.2007.godine oda i u e i u ja iz a e no za S iju iz a e no za nu ou.

2. IZVOZ BIH O GLAVNI RGOVINSKI AR NERI A RE A SEK ORI A S K REV. 2008.
BiH EXPORTS BY MAIN TRADING PARTNERS, ACCORDING TO SITC REV.4 SECTIONS 2008

Države Countries	UKU NO TOTAL	u tisućama K in thousands of KM									
		0	1	2	3	4	5	8	9		
		Hrana i žive životinje Food and live animals	ića i du an Beverages and tobacco	Sirove materije, nejestive, osim goriva Crude materials, inedible, except fuels	Mineralna goriva, maziva i srodni proizvodi Mineral fuels, lubricants and related materials	Životinjska i bijna ulja, masti i voskovi Animal and vegetable oils, fats and waxes	Kemijski proizvodi Chemicals and related products	Proizvodi svrstani po materijalu Manufactured goods classified chiefly by material	Strojevi i transportna sredstva Machinery and transport equipment	Razni gotovi proizvodi Miscellaneous manufactured articles	Proizvodi i transakcije, nespomenuti Commodities and transactions, n.e.c.
hratska Croatia	1.156.836	108.963	21.026	100.646	120.342	26.694	35.824	565.138	55.163	122.951	89
Srbija Serbia	942.040	79.449	4.524	116.251	247.330	55	55.725	304.467	82.606	51.632	2
Njemačka Germany	913.488	5.064	688	71.372	5.991	630	11.555	210.733	186.715	420.730	10
Italija Italy	843.065	24.000	212	98.960	6.140		89.369	242.369	62.808	319.206	1
Slovenija Slovenia	614.875	12.335	199	101.664	820	1.803	10.710	126.335	276.085	84.924	
Austrija Austria	415.224	8.738	36	60.807	3.839	8.210	9.873	146.827	82.684	94.204	7
Crna gora Montenegro	231.444	16.542	5.182	12.086	18.103	550	11.054	125.747	20.141	22.011	28
Mađarska Hungary	203.892	759	116	21.715	112		12.985	88.349	72.050	7.922	
Švicarska Switzerland	181.628	2.136		14.482	134.257		168	2.884	3.303	24.282	
SAD USA	144.724	2.733	554	88.393	28.746		224	14.521	512	9.040	

2.1 . IZVOZ BIH PO GLAVIM TRGOVIM PARTNERIMA PRIMA S KTORIMA SMTK R V. 2008.
BIH EXPORTS BY MAIN TRADING PARTNERS, ACCORDING TO SITC REV.4 SECTIONS 2008

Države Countries	u tisućama KM in thousands of KM										
	0	1	2	3	4	5	8				
	UKUP O TOTAL	Hrana i žive Food and live animals	Piće i duhan Beverages and tobacco	Sirove materije, nejestive, osim goriva Crude materials, inedible, except fuels	Mineralna goriva, maziva i srodni proizvodi Mineral fuels, lubricants and related materials	Životinjska i biljna ulja, masti i voskovi Animal and vegetable oils, fats and waxes	Kemijski proizvodi Chemicals and related products	Proizvodi svrstani po materijalu Manufactured goods classified chiefly by material	Strojevi i transportna sredstva Machinery and transport equipment	Razni gotovi proizvodi Miscellaneous manufactured articles	Proizvodi i transakcije, nespomenuti Commodities and transactions, n.e.c.
an u a France	99.530	4.288	38	1.174	0	437	29.818	24.164	39.610		
u unj a Romania	89.143	147	0	53.755	2.002	1.223	18.333	3.342	10.340		
izove a Netherlands	75.910	1.081	52	7.763		2.956	27.579	15.790	20.688		
Če a Czech Republic	74.738	4.242	265	26.645	12.781	6.159	7.181	11.662	5.803		
Ma edonija Macedonia	66.087	12.761	675	7.679	2.017	7.100	26.409	5.044	4.174		
Ujedinjena K a je ina United Kingdom	62.380	329	22	1.601	41.976	126	9.698	4.104	4.505		19
o j a Poland	59.435	106	32	28.201	247	9.212	6.153	10.467	5.015		3
ed a Sweden	46.466	6.554	45	3.680	0	65	21.712	833	13.329		247
e gija Belgium	41.524	604	3	3.284	1.334	1.304	11.896	2.659	20.427		12
So ać a Slovakia	38.359		982	967	15.452	4.095	4.625	2.192	10.046		

2. . UVOZ BIH O GLAVNI RGOVINSKI AR NERI A RE A SEK ORI A S K REV. 2008.
BiH IMPORTS BY MAIN TRADING PARTNERS, ACCORDING TO SITC REV.4 SECTIONS 2008

u tisućama K
in thousands of KM

Države Countries	UKU NO TOTAL	0								2								3								8							
		Hrana i žive životinje Food and live animals		Ića i du an Beverages and tobacco		Sirove materije, nejestive, osim goriva Crude materials, inedible, except fuels		Mineralna goriva, maziva i srodni proizvodi Mineral fuels, lubricants and related materials		Životinjska i biljna ulja, masti i voskovi Animal and vegetable oils, fats and waxes		Kemijski proizvodi Chemicals and related products		Proizvodi svrstani po materijalu Manufactured goods classified chiefly by material		Strojevi i transportna sredstva Machinery and transport equipment		Razni gotovi proizvodi Miscellaneous manufactured articles		Proizvodi i transakcije, nespomenuti Commodities and transactions, n.e.c.													
r atska Croatia	2.779.927	377.665	199.856	100.947	1.017.936	20.880	265.660	400.834	240.984	155.152	15																						
je ačka Germany	1.914.630	97.698	7.368	12.965	16.605	1.357	225.934	359.089	1.046.042	147.380	192																						
Sr i lja Serbia	1.725.962	362.572	134.537	84.925	95.607	26.438	201.143	511.160	143.028	166.552	5																						
talija Italy	1.520.914	105.356	1.814	58.094	141.140	3.814	139.450	519.036	336.438	215.768	0																						
Slo enja Slovenia	963.337	76.628	27.844	22.649	40.063	751	176.517	285.903	222.772	110.209	0																						
Turska Turkey	863.067	56.971	25	987	377.698	1.650	32.291	124.360	152.451	116.635	1																						
Kina China	748.615	13.202	1	4.046	4	37.443	145.459	295.273	253.185	15.740	22																						
Mađarska Hungary	719.598	197.508	6.758	82.371	216.595	33.224	48.871	48.670	69.861	66.483	22																						
Austrija Austria	606.290	46.640	19.473	18.463	11.421	523	99.970	199.766	143.528	24.763																							
SAD USA	524.553	10.101	1.538	3.328	353.973	9	18.529	10.905	101.406	24.763																							

2. . UVOZ BIH O GLAVNI RGOVINSKI AR NERI A RE A SEK ORI AS K REV. 2008.
BiH IMPORTS BY MAIN TRADING PARTNERS, ACCORDING TO SITC REV.4 SECTIONS 2008

(nastavak) (continued)	u tisućama K in thousands of KM										
	UKU NO TOTAL	Hrana i žive životinje Food and live animals	ića i du an Beverages and tobacco	Sirove materije, nejestive, osim goriva Crude materials, inedible, except fuels	Mineralna goriva, maziva i srodni proizvodi Mineral fuels, lubricants and related materials	Životinjska i biljna ulja, masti i voskovi Animal and vegetable oils, fats and waxes	Kemijski proizvodi Chemicals and related products	Proizvodi svrstani po materijalu Manufactured goods classified chiefly by material	Strojevi i transportna sredstva Machinery and transport equipment	Razni gotovi proizvodi Miscellaneous manufactured articles	Proizvodi i transakcije, nespomenuti Commodities and transactions, n.e.c.
Države Countries	0	1	2	3	4	5	6	7	8	9	
rancuska France	350.744	12.187	3.202	1.148	721	57	57.077	70.145	181.204	24.989	13
usija Russian Federation	344.006	776	8	444	256.152		1.212	69.780	12.154	3.479	
Če ka Czech Republic	295.559	10.895	4.112	18.472	13.416	137	33.176	81.862	123.599	9.891	
Pojlska Poland	205.577	54.658	16.983	894	2.662	28	18.291	52.066	29.686	30.308	0
icarska Switzerland	199.945	2.592	1.039	64.677	21.672	0	45.965	16.392	30.519	17.088	2
izoze ska Netherlands	181.963	34.217	11.711	13.299	1.974	3.954	22.986	16.803	65.071	11.913	36
Slo ačka Slovakia	153.630	5.569	78	11.119	41.312	5	5.708	39.206	44.549	6.084	0
Makedonija Macedonia	150.981	35.457	16.271	7.234	592	452	22.016	49.535	13.523	5.901	
u unjska Romania	140.175	12.754	770	5.384	1.648		53.335	35.129	23.757	7.397	
anjolska Spain	120.143	21.034	72	424	873	1.630	11.346	38.300	36.093	10.370	

2.18. IZVOZ BIH PO GLAVIM TRGOVIM SKIM PARTNERIMA PRIMA PRIMA S KTORIMA SMTK R V. 2008. U USD
BiH EXPORTS BY MAIN TRADING PARTNERS, ACCORDING TO SITC REV.4 SECTIONS 2008 IN USD

Tečaj USD za 2008.godinu: 1.3367 KM za 1 USD

Države Countries	u tisućama USD in thousands of USD										
	UKUP O TOTAL	Hrana i žive životinje Food and live animals	Piće i duhan Beverages and tobacco	Sirove materije, nejestive, osim goriva Crude materials, inedible, except fuels	Mineralna goriva, maziva i srodni proizvodi Mineral fuels, lubricants and related materials	Životinjska i biljna ulja, masti i voskovi Animal and vegetable oils, fats and waxes	Kemijski proizvodi Chemicals and related products	Proizvodi svrstani po materijalu Manufactured goods classified chiefly by material	Strojari i transportna sredstva Machinery and transport equipment	Razni gotovi proizvodi Miscellaneous manufactured articles	Proizvodi i transakcije, nespomenuti Commodities and transactions, n.e.c.
	0	1	2	3	4	5	6	7	8	9	
Croatia	865.442	81.516	15.730	75.294	90.029	19.970	26.800	422.786	41.268	91.981	67
Srbija	704.751	59.437	3.384	86.969	185.030	41	41.688	227.775	61.798	38.626	1
Njemačka	683.390	3.788	515	53.394	4.482	471	8.644	157.652	139.684	314.753	7
Italija	630.706	17.955	159	74.033	4.593		66.858	181.319	46.987	238.802	1
Slovenija	459.995	9.228	149	76.056	613	1.349	8.012	94.513	206.542	63.533	
Austrija	310.634	6.537	27	45.490	2.872	6.142	7.386	109.843	61.857	70.475	5
Crna Gora	173.146	12.375	3.877	9.042	13.543	411	8.270	94.073	15.068	16.467	21
Mađarska	152.534	568		16.245	84		9.714	66.095	53.901	5.927	
Švicarska	135.878	1.598	87	10.834	100.439		126	2.158	2.471	18.166	
SAD	108.270	2.045	414	66.128	21.505		168	10.863	383	6.763	
USA											

2. 8. IZVOZ BIH O GLAVNI RGOVINSKI AR NERI A RE A SEK ORI A S K REV. 2008. U USD
BiH EXPORTS BY MAIN TRADING PARTNERS, ACCORDING TO SITC REV.4 SECTIONS 2008 IN USD

Tečaj USD za 2008.godinu: 1.3367 KM za 1 USD

(nastavak) (continued)	u tisućama USD in thousands of USD									
	UKU NO TOTAL	Hrana i žive životinje Food and live animals	ića i du an Beverages and tobacco	Sirove materije, nejestive, osim goriva Crude materials, inedible, except fuels	Mineralna goriva, i maziva i srodni proizvodi Mineral fuels, lubricants and related materials	Životinjska i bijina ulja, masti i voskovi Animal and vegetable oils, fats and waxes	Kemijski proizvodi Chemicals and related products	Proizvodi svrstani po materijalu Manufactured goods classified chiefly by material	Strojevi i transportna sredstva Machinery and transport equipment	Razni gotovi proizvodi Miscellaneous manufactured articles
Države Countries	0	1	2	3	4	5	6	7	8	9
rancuska France	74.459	3.208	28	878	0	327	22.307	18.077	29.633	
u unjska Romania	66.689	110	0	40.215	1.498	915	13.715	2.500	7.735	
izoze ska Netherlands	56.789	809	39	5.808		2.211	20.632	11.813	15.477	
Če ka Czech Republic	55.912	3.173	198	19.933	9.562	4.608	5.372	8.724	4.341	
Makedonija Macedonia	49.440	9.547	505	5.745	1.509	5.312	19.757	3.773	3.123	
Ujedinjena Kralje ina United Kingdom	46.667	246	16	1.198	31.403	94	7.255	3.070	3.370	14
Poljska Poland	44.464	79	24	21.097	185	6.892	4.603	7.830	3.752	2
edska Sweden	34.762	4.903	34	2.753	0	49	16.243	623	9.972	185
eljja Belgium	31.065	452	2	2.457	998	976	8.900	1.989	15.282	9
Slo ačka Slovakia	28.697		735	723	11.560	3.064	3.460	1.640	7.516	

2.1 . UVOZ BIH PO GLAVIM TRGOVIM PARTNERIMA PRIMA PRIMA MA S KTORIMA SMTK R V. 2008. U USD
BiH IMPORTS BY MAIN TRADING PARTNERS, ACCORDING TO SITC REV.4 SECTIONS 2008 IN USD

Tečaj USD za 2008.godinu: 1.3367 KM za 1 USD

Države Countries	u tisućama USD in thousands of USD										
	UKUP O TOTAL	Hrana i žive životinje Food and live animals	ića i du an Beverages and tobacco	Sirove materije, nejestive, osim goriva Crude materials, inedible, except fuels	Mineralna goriva, maziva i srodni proizvodi Mineral fuels, lubricants and related materials	Životinjska i biljna ulja, masti i voskovi Animal and vegetable oils, fats and waxes	Kemijski proizvodi Chemicals and related products	Proizvodi svrstani po materijalu Manufactured goods classified chiefly by material	Strojvi i transportna sredstva Machinery and transport equipment	Razni gotovi proizvodi Miscellaneous manufactured articles	Proizvodi i transakcije, nespomenuti Commodities and transactions, n.e.c.
	0	1	2	3	4	5	6	7	8	9	
a a Croatia	2.079.694	282.535	149.514	75.520	761.529	15.621	198.743	299.868	180.283	116.071	11
je ač a Germany	1.432.356	73.089	5.512	9.699	12.422	1.015	169.024	268.638	782.556	110.257	144
S ija Serbia	1.291.211	271.244	100.649	63.533	71.525	19.779	150.477	382.404	107.001	124.599	4
a ija Italy	1.137.813	78.818	1.357	43.461	105.588	2.853	104.324	388.297	251.693	161.418	0
So enija Slovenia	720.683	57.326	20.830	16.944	29.972	562	132.054	213.887	166.658	82.449	1
Tu a Turkey	645.670	42.621	19	738	282.560	1.234	24.157	93.035	114.050	87.256	0
Kina China	560.047	9.877	1	3.027	3	28.012	28.012	108.819	220.897	189.410	1
Mada a Hungary	538.339	147.758	5.056	61.623	162.037	24.855	36.561	36.411	52.264	11.775	16
u ija Austria	453.572	34.892	14.568	13.812	8.544	391	74.789	149.447	107.375	49.737	16
S D USA	392.424	7.557	1.151	2.490	264.811	7	13.862	8.158	75.863	18.525	

2. UVOZ BIH O GLAVNI RGOVINSKI AR ERI A RE A SEK ORI A S K REV. 2008. U USD
 BIH IMPORTS BY MAIN TRADING PARTNERS, ACCORDING TO SITC REV.4 SECTIONS 2008 IN USD

Tečaj USD za 2008.godinu: 1.3367 KM za 1 USD

(nastavak) (continued)	u tisućama USD in thousands of USD										
	UKU NO TOTAL	Hrana i žive životinje Food and live animals	ića i du an Beverages and tobacco	Sirove materije, nejestive, osim goriva Crude materials, inedible, except fuels	Mineralna goriva, i maziva, i srodni proizvodi Mineral fuels, lubricants and related materials	Životinjska i biljna ulja, masti i voskovi Animal and vegetable oils, fats and waxes	Kemijski proizvodi Chemicals and related products	Proizvodi svrstani po materijalu Manufactured goods classified chiefly by material	Strojevi i transportna sredstva Machinery and transport equipment	Razni gotovi proizvodi Miscellaneous manufactured articles	Proizvodi i transakcije, nospomenuti Commodities and transactions, n.e.c.
Države Countries	0	1	2	3	4	5	6	7	8	9	
rancuska France	262.395	9.117	2.395	859	539	43	42.700	52.476	135.561	18.695	10
usija Russian Federation	257.355	581	6	332	191.630		907	52.203	9.093	2.603	
Če ka Czech Republic	221.111	8.151	3.076	13.819	10.037	102	24.819	61.242	92.466	7.400	
Poljska Poland	153.794	40.890	12.705	669	1.991	21	13.684	38.951	22.208	22.674	0
icarska Switzerland	149.581	1.939	777	48.386	16.213	0	34.387	12.263	22.832	12.784	1
izoze ska Netherlands	136.129	25.598	8.761	9.949	1.477	2.958	17.196	12.571	48.680	8.912	27
Slo ačka Slovakia	114.932	4.166	58	8.318	30.906	4	4.270	29.330	33.328	4.552	0
Makedonija Macedonia	112.951	26.526	12.173	5.412	443	338	16.470	37.058	10.117	4.415	
u unjska Romania	104.866	9.541	576	4.028	1.233		39.901	26.280	17.773	5.534	
anjolska Spain	89.880	15.736	54	317	653	1.219	8.488	28.653	27.002	7.758	

2.20. IZVOZ I UVOZ BiH PO S KTORIMA I ODSJ IMA SMTK R V. 2008.
BiH EXPORTS AND IMPORTS BY SITC REV.4 SECTIONS AND DIVISIONS 2008

u tisućama KM
in thousands of KM

SMTK S T	Izvoz Exports		Uvoz Imports	
	Godina Year	Indeksi Indices	Godina Year	Indeksi Indices
	2008.	<u>2008.</u> 200 .	2008.	<u>2008.</u> 200 .
UKU NO TOTAL	. . 0	3	.2 2.	2
0 Hrana i žive životinje <i>Food and live animals</i>	319.004	126 1	1.911.658	117 4
00 Žive životinje <i>Live animals</i>	2.445	449 5	108.010	188 7
01 Meso i prerađevine od mesa <i>Meat and meat preparations</i>	34.100	171 5	171.459	135 3
02 Mliječni proizvodi i jaja <i>Dairy products and eggs</i>	57.503	133 9	151.949	113 6
03 Ribe i prerađevine <i>Fish and preparations</i>	17.821	119 7	51.130	116 4
04 Žitarice i proizvodi <i>Cereals and cereal preparations</i>	41.439	128 3	444.459	116 2
05 Povrće i voće <i>Vegetables and fruit</i>	68.014	106 9	238.573	111 7
06 Šećer, proizvodi od šećera, med <i>Sugars, sugar preparations and honey</i>	34.833	104 2	147.604	103 3
07 Kava, čaj, kakao, začini <i>Coffee, tea, cocoa, spices</i>	18.067	127 2	219.122	109 3
08 Stočna hrana (osim žitarica u zrnu) <i>Feeding stuff for animals (not including unmilled cereals)</i>	19.468	190 7	154.139	119 0
09 Razni proizvodi za hranu <i>Miscellaneous edible products and preparations</i>	25.314	120 4	225.214	113 7
1 Pića i duhan <i>Beverages and tobacco</i>	38.257	124 9	481.190	108 7
11 Pića <i>Beverages</i>	25.408	121 6	326.518	108 3
12 Duhan i proizvodi od duhana <i>Tobacco and tobacco manufactures</i>	12.849	132 0	154.671	109 5
2 Sirove materije, nejestive, osim goriva <i>Crude materials, inedible, except fuels</i>	868.267	95 6	633.829	123 2
21 Kože sirove, krzna neštavljena <i>Hides, skins and fur skins, raw</i>	48.769	78 9	44.704	91 8
22 Uljano sjemenje i plodovi <i>Oil seeds and oleaginous fruits</i>	1.630	203 5	79.785	170 9
23 Sirovi kaučuk <i>Crude rubber</i>	65	128 8	2.899	118 6
24 Pluto i drvo <i>Cork and wood</i>	394.203	102 3	49.913	206 8
25 Celuloza i otpaci od papira <i>Pulp and waste paper</i>	4.805	120 1	39.868	107 3
26 Tekstilna vlakna i otpaci <i>Textile fibres and their wastes</i>	1.147	67 6	29.056	201 5

2.20. IZVOZ I UVOZ BIH O SEK ORI A I ODSJE I A S K REV. 2008.
BiH EXPORTS AND IMPORTS BY SITC REV.4 SECTIONS AND DIVISIONS 2008

(nastavak)
(continued)

u tisućama K
in thousands of KM

S K SITC	Izvoz Exports		Uvoz Imports	
	Godina Year	Indeksi Indices	Godina Year	Indeksi Indices
	2008.	<u>2008.</u> 200 .	2008.	<u>2008.</u> 200 .
27 Sirova gnojiva i minerali <i>Crude fertilizers and crude minerals</i>	46.861	96,2	30.503	122,6
28 Metalne rude i otaci etala <i>Metalliferous ores and metal scrap</i>	361.351	90,1	316.551	110,1
29 Životinjske i biljne tvari, ostale <i>Crude animal and vegetable materials, n.e.c.</i>	9.434	187,3	40.551	142,7
3 Mineralna goriva maziva i srodni proizvodi <i>Mineral fuels, lubricants and related materials</i>	658.126	140,0	2.668.807	136,9
32 Kameni ugljen, koks i briketi <i>Coal, coke and briquettes</i>	261.060	123,6	381.205	196,8
33 Nafta i naftni derivati <i>Petroleum and petroleum products</i>	31.616	94,7	1.860.013	135,1
34 Plin, zemni i industrijski <i>Gas, natural and manufactured</i>	0	2,3	259.664	136,3
35 Električna energija <i>Electric current</i>	365.449	162,1	167.924	88,8
Životinjska i biljna ulja, masti i voskovi <i>Animal and vegetable oils, fats and waxes</i>	41.757	132,3	103.783	129,4
41 Životinjska ulja i masti <i>Animal oils and fats</i>	3		2.738	265,8
42 Čvrste biljne masti i ulja <i>Fixed vegetable fats and oils</i>	41.690	132,2	88.638	125,7
43 Životinjska i biljna ulja i masti <i>Animal and vegetable oils and fats</i>	64	315,1	12.407	143,2
Kemijski proizvodi <i>Chemicals and related products</i>	327.816	135,1	1.693.005	117,8
51 Organski kemijski proizvodi <i>Organic chemicals</i>	23.373	123,7	50.915	98,2
52 Anorganski kemijski proizvodi <i>Inorganic chemicals</i>	119.240	145,8	95.011	134,1
53 Proizvodi za bojanje i štavljenje <i>Dyeing, tanning and colouring materials</i>	11.081	252,3	147.090	116,3
54 Medicinski i farmaceutski proizvodi <i>Medical and pharmaceutical products</i>	56.024	156,0	390.525	121,2
55 Esencijalna ulja, parfimerijski i toaletni proizvodi <i>Essential oils and perfume materials; toilet, polishing and cleaning preparations</i>	26.277	145,3	309.730	108,5
56 Gnojiva (osim sirovih) <i>Fertilizers (other than those of group 272)</i>	18.110	217,6	75.211	116,0
57 Plastične tvari u primarnim oblicima <i>Plastics in primary forms</i>	12.089	40,8	217.464	114,0

2.20. IZVOZ I UVOZ BiH PO S KTORIMA I ODSJ IMA SMTK R V. 2008.
BiH EXPORTS AND IMPORTS BY SITC REV.4 SECTIONS AND DIVISIONS 2008

nastavak
(continued)

u tisućama KM
in thousands of KM

SMTK ST	Izvoz Exports		Uvoz Imports	
	Godina Year	Indeksi Indices	Godina Year	Indeksi Indices
	2008.	<u>2008.</u> 200 .	2008.	<u>2008.</u> 200 .
58 Plastične t ari u ostali o lici a <i>Plastics in non-primary forms</i>	30.571	122,0	234.382	122,6
59 Ke ijske t ari i roiz odi, nes o enuti <i>Chemical materials and products, n.e.c.</i>	31.051	151,3	172.678	128,6
roizvodi svrs ani o ma erijalu <i>Manufactured goods classified chiefly by material</i>	2.101.791	112,2	3.443.223	116,2
61 Koža, proizvodi od kože, krzna <i>Leather, leather manufactures and dressed fur skins</i>	52.792	119,3	165.615	101,4
62 oiz odi od auču a <i>Rubber manufactures</i>	4.357	64,0	143.513	106,9
63 oiz odi od u a id a <i>Cork and wood manufactures</i>	98.183	98,9	158.671	297,7
64 a i a on oiz odi od e u oze <i>Paper, paperboard and articles of paper pulp</i>	123.135	122,2	261.396	105,7
65 edi o anine e ini oiz odi <i>Textile yarn, fabrics and related products</i>	65.790	194,5	439.811	105,2
66 oiz odi od ne e a ni ine a a <i>Non-metallic mineral manufactures</i>	91.889	104,8	472.996	106,1
67 Željezo i če i <i>Iron and steel</i>	498.863	118,3	794.092	110,2
68 ojeni e a i <i>Non-ferrous metals</i>	600.516	101,3	294.645	102,0
69 oiz odi od e a a o a i <i>Manufactures of metals, n.e.c.</i>	566.266	116,5	712.486	145,1
Strojevi i transportna sredstva <i>Machinery and transport equipment</i>	993.236	122,6	3.825.061	121,3
71 ogon i oje i i u eđaji <i>Power generating machinery and equipment</i>	276.984	78,6	211.369	81,7
72 S e ija ni oje i za ojedine indu ij e g ane <i>Machinery specialized for particular industries</i>	88.641	134,6	452.499	107,5
73 S oje i za o adu e a a <i>Metal working machinery</i>	27.374	98,8	83.860	98,3
74 ndu ij i oje i za o ću u o a u <i>General industrial machinery and equipment</i>	191.565	122,9	640.243	116,4
75 U ed i oje i i za <i>Office machines and automatic data processing machines</i>	10.244	162,9	210.713	105,0
76 Tee o uni a ij ia a a i <i>Telecommunication apparatus</i>	6.958	232,2	376.348	322,1
77 e ični oje i a a a i i u eđaji <i>Electrical machinery, apparatus and appliances</i>	184.938	185,6	609.370	120,1

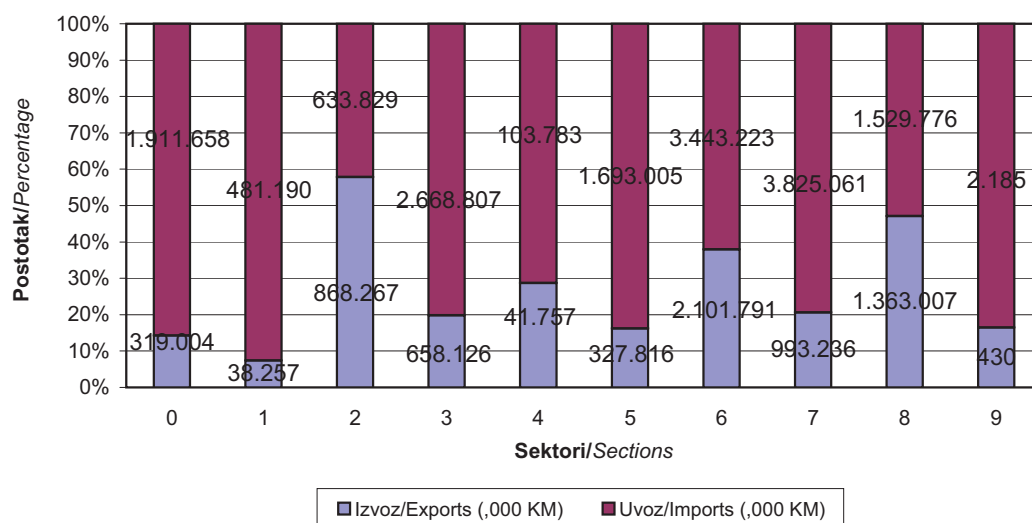
2.20. IZVOZ I UVOZ BIH O SEK ORI A I ODSJE I A S K REV. 2008.
BiH EXPORTS AND IMPORTS BY SITC REV.4 SECTIONS AND DIVISIONS 2008

nas avak
(continued)

u isućama K
in thousands of KM

S K S T C	Izvoz Exports		Uvoz Imports	
	Godina Year	Indeksi Indices	Godina Year	Indeksi Indices
	2008.	<u>2008.</u> 200 .	2008.	<u>2008.</u> 200 .
78 Cesto na ozila Road vehicles	114.535	129,5	1.177.327	120,5
79 stalna transportna oprema Other transport equipment	91.996	823,0	63.332	174,7
8 Razni ovi proizvodi <i>Miscellaneous manufactured articles</i>	1.363.007	113,8	1.529.776	121,2
81 Montažne zgrade; sanitarni uređaji <i>Prefabricated buildings; sanitary plumbing and lighting fixtures and fittings</i>	45.377	158,0	111.982	118,3
82 Pokućstvo i dijelovi <i>Furniture and parts thereof</i>	472.633	112,8	196.139	105,1
83 Predmeti za putovanje <i>Travel goods</i>	3.018	136,5	22.273	123,7
84 Odjeća <i>Wearing apparel</i>	278.388	113,4	294.751	115,9
85 Obuća <i>Footwear</i>	364.460	105,2	223.604	105,8
87 Znanstveni i kontrolni instrumenti <i>Scientific and controlling instruments</i>	19.428	123,5	170.832	152,9
88 fotoaparati i satovi <i>Photographic apparatus; watches and clocks</i>	1.781	108,8	31.956	125,3
89 Razni gotovi proizvodi, nespomenuti <i>Miscellaneous manufactured goods, n.e.c.</i>	177.924	128,2	478.238	132,8
roizvodi i transakcije nesomenu i <i>Commodities and transactions, n.e.c.</i>	430	210,7	2.185	90,5
96 Metalni novčići <i>Coin (other than gold coin)</i>			1.664	136,9
97 Zlato, ne monetarno <i>Gold, non-monetary</i>	9	110,1	3	20,7
97 ostalo, neraspoređeno <i>Not elsewhere classified</i>	421	222,8	517	43,8

2.20.1. Izvoz i uvoz BiH u 2008. po sektorima SMTK Rev.4
BiH exports and imports in 2008 by SITC Rev.4 sections



2.21. IZVOZ I UVOZ BIH PO S KTORIMA I ODSJ IMA SMTK R V. 2008. U USD
BIH EXPORTS AND IMPORTS BY SITC REV.4 SECTIONS AND DIVISIONS 2008 IN USD

Tečaj USD za 2007.godinu: 1.4299 KM za 1 USD

Tečaj USD za 2008.godinu: 1.3367 KM za 1 USD

u tisućama USD
in thousands of USD

SMTK SITC	Izvoz Exports		Uvoz Imports	
	Godina Year	Indeksi Indices	Godina Year	Indeksi Indices
	2008.	<u>2008.</u> 200 .	2008.	<u>2008.</u> 200 .
UKU NO <i>TOTAL</i>	.02 .0 0	20	2. 88.	2
0 Hrana i žive životinje <i>Food and live animals</i>	238.650	134,9	1.430.133	125,6
00 Žive životinje <i>Live animals</i>	1.829	480 8	80.804	201 8
01 Meso i prerađevine od mesa <i>Meat and meat preparations</i>	25.511	183 5	128.270	144 8
02 Mliječni proizvodi i jaja <i>Dairy products and eggs</i>	43.019	143 2	113.674	121 5
03 Ribe i prerađevine <i>Fish and preparations</i>	13.332	128 0	38.251	124 5
04 Žitarice i proizvodi <i>Cereals and cereal preparations</i>	31.001	137 2	332.505	124 3
05 Povrće i voće <i>Vegetables and fruit</i>	50.882	114 4	178.479	119 5
06 Šećer, proizvodi od šećera, med <i>Sugars, sugar preparations and honey</i>	26.059	111 4	110.424	110 5
07 Kava, čaj, kakao, začini <i>Coffee, tea, cocoa, spices</i>	13.516	136 0	163.927	116 9
08 Stočna hrana (osim žitarica u zmu) <i>Feeding stuff for animals (not including unmilled cereals)</i>	14.564	204 0	115.313	127 3
09 Razni proizvodi za hranu <i>Miscellaneous edible products and preparations</i>	18.937	128 8	168.485	121 6
1 Pića i du an <i>Beverages and tobacco</i>	28.620	133 6	359.983	116 3
11 Pića <i>Beverages</i>	19.008	130 1	244.272	115 9
12 Duhan i proizvodi od duhana <i>Tobacco and tobacco manufactures</i>	9.612	141 2	115.711	117 1
2 Sirove materije, nejestive, osim goriva <i>Crude materials, inedible, except fuels</i>	649.560	102 2	474.174	131 8
21 Kože sirove, krzna neštavljena <i>Hides, skins and fur skins, raw</i>	36.485	84 4	33.444	98 2
22 Uljano sjemenje i plodovi <i>Oil seeds and oleaginous fruits</i>	1.219	217 7	59.688	182 9
23 Sirovi kaučuk <i>Crude rubber</i>	49	137 8	2.169	126 9
24 Pluto i drvo <i>Cork and wood</i>	294.907	109 5	37.341	221 2

2.2 . IZVOZ I UVOZ BiH O SEK ORI A I ODSJE I A S K REV. 2008. U USD
BiH EXPORTS AND IMPORTS BY SITC REV.4 SECTIONS AND DIVISIONS 2008 IN USD

Tečaj USD za 2007.godinu: 1.4299 KM za 1 USD

Tečaj USD za 2008.godinu: 1.3367 KM za 1 USD

(nastavak)
(continued)

u tisućama USD
in thousands of USD

S K SITC	Izvoz Exports		Uvoz Imports	
	Godina Year	Indeksi Indices	Godina Year	Indeksi Indices
	2008.	<u>2008.</u> 200 .	2008.	<u>2008.</u> 200 .
25 Celuloza i otaci od a ira <i>Pulp and waste paper</i>	3.595	128,4	29.826	114,8
26 Tekstilna lakna i otaci <i>Textile fibres and their wastes</i>	858	72,3	21.737	215,6
27 Siro a gnoj i a i inerali <i>Crude fertilizers and crude minerals</i>	35.058	102,9	22.820	131,1
28 Metalne rude i otaci etala <i>Metalliferous ores and metal scrap</i>	270.331	96,4	236.815	117,7
29 Životinjske i biljne tvari, ostale <i>Crude animal and vegetable materials, n.e.c.</i>	7.058	200,4	30.336	152,7
ineralna oriva maziva i srodni roizvodi				
3 Mineral fuels, lubricants and related materials	492.351	149,8	1.996.564	146,4
32 Kameni ugljen, koks i briketi <i>Coal, coke and briquettes</i>	195.302	132,3	285.184	210,5
33 afta i naftni deri ati <i>Petroleum and petroleum products</i>	23.652	101,3	1.391.496	144,5
34 Plin, ze ni i industrijski <i>Gas, natural and manufactured</i>			194.258	145,8
35 lektrična energija <i>Electric current</i>	273.396	173,4	125.626	95,0
Životinjska i biljna ulja, masti i voskovi <i>Animal and vegetable oils, fats and waxes</i>	31.239	141,5	77.641	138,4
41 Životinjska ulja i masti <i>Animal oils and fats</i>	2		2.048	284,4
42 Čvrste biljne masti i ulja <i>Fixed vegetable fats and oils</i>	31.189	141,4	66.311	134,4
43 Životinjska i biljna ulja i masti <i>Animal and vegetable oils and fats</i>	48	337,1	9.282	153,2
Kemijski proizvodi <i>Chemicals and related products</i>	245.243	144,6	1.266.556	126,0
51 rganski ke ijski roizvodi <i>Organic chemicals</i>	17.486	132,3	38.090	105,1
52 Anorganski ke ijski roizvodi <i>Inorganic chemicals</i>	89.205	156,0	71.079	143,4
53 Proizvodi za bojanje i štavljenje <i>Dyeing, tanning and colouring materials</i>	8.290	269,9	110.039	124,4
54 Medicinski i far aceutski roizvodi <i>Medical and pharmaceutical products</i>	41.912	166,9	292.156	129,7

2.21. IZVOZ I UVOZ BIH PO S KTORIMA I ODSJ IMA SMTK R V. 2008. U USD
BiH EXPORTS AND IMPORTS BY SITC REV.4 SECTIONS AND DIVISIONS 2008 IN USD

Tečaj USD za 2007.godinu: 1.4299 KM za 1 USD

Tečaj USD za 2008.godinu: 1.3367 KM za 1 USD

SMTK SITC	Izvoz Exports		Uvoz Imports	
	Godina Year	Indeksi Indices	Godina Year	Indeksi Indices
	2008.	<u>2008.</u> 200 .	2008.	<u>2008.</u> 200 .
	u tisućama USD in thousands of USD			
55	19.658	155 5	231.712	116 1
56	13.548	232 8	56.266	124 1
57	9.044	43 6	162.687	122 0
58	22.870	130 6	175.344	131 2
59	23.230	161 8	129.183	137 6
Proizvodi svrstani po materijalu <i>Manufactured goods classified chiefly by material</i>	1.572.373	120 0	2.575.913	124 3
61	39.494	127 6	123.898	108 5
62	3.259	68 5	107.363	114 3
63	73.452	105 8	118.703	318 4
64	92.119	130 7	195.553	113 1
65	49.218	208 1	329.027	112 5
66	68.743	112 2	353.853	113 5
67	373.205	126 6	594.069	117 9
68	449.252	108 3	220.427	109 2
69	423.630	124 6	533.019	155 2
Strojevi i transportna sredstva <i>Machinery and transport equipment</i>	743.051	131 1	2.861.571	129 8
71	207.215	84 1	158.127	87 4
72	66.313	144 0	338.519	115 0
73	20.479	105 7	62.737	105 2

2.2 . IZVOZ I UVOZ BIH O SEK ORI A I ODSJE I A S K REV. 2008. U USD
BiH EXPORTS AND IMPORTS BY SITC REV.4 SECTIONS AND DIVISIONS 2008 IN USD

Tečaj USD za 2007.godinu: 1.4299 KM za 1 USD

Tečaj USD za 2008.godinu: 1.3367 KM za 1 USD

nas avak
(continued)

u isućama USD
in thousands of USD

S K SITC	Izvoz Exports		Uvoz Imports	
	Godina Year	Indeksi Indices	Godina Year	Indeksi Indices
	2008.	<u>2008.</u> 200 .	2008.	<u>2008.</u> 200 .
74 ndustrijski stroje i za o ću u ora u <i>General industrial machinery and equipment</i>	143.312	131,5	478.973	124,5
75 Uredski stroje i i za A P <i>Office machines and automatic data processing machines</i>	7.663	174,2	157.637	112,4
76 Teleko unikacijski a arati <i>Telecommunication apparatus</i>	5.205	248,4	281.550	344,6
77 lektrićni stroje i, a arati i uređaji <i>Electrical machinery, apparatus and appliances</i>	138.354	198,5	455.877	128,5
78 Cesto na ozila <i>Road vehicles</i>	85.685	138,5	880.771	128,9
79 stala trans ortna o re a <i>Other transport equipment</i>	68.823	880,4	47.379	186,9
8 Razni o ovi roizvodi <i>Miscellaneous manufactured articles</i>	1.019.681	121,7	1.144.442	129,6
81 Montažne zgrade; sanitarni uređaji <i>Prefabricated buildings; sanitary plumbing and lighting fixtures and fittings</i>	33.947	169,0	83.775	126,5
82 Pokućst o i dijelo i <i>Furniture and parts thereof</i>	353.582	120,7	146.734	112,5
83 Pred eti za uto anje <i>Travel goods</i>	2.258	146,0	16.662	132,3
84 djeća <i>Wearing apparel</i>	208.265	121,3	220.506	123,9
85 uća <i>Footwear</i>	272.656	112,5	167.281	113,1
87 nanst eni i kontrolni instruenti <i>Scientific and controlling instruments</i>	14.534	132,1	127.802	163,5
88 otoa arati i sato i <i>Photographic apparatus; watches and clocks</i>	1.332	116,4	23.907	134,1
89 Razni gotovi proizvodi, nespomenuti <i>Miscellaneous manufactured goods, n.e.c.</i>	133.107	137,1	357.775	142,1
roizvodi i ransak ije nes omenu i <i>Commodities and transactions, n.e.c</i>	322	225,4	1.634	96,8
96 Metalni no ac <i>Coin (other than gold coin)</i>			1.245	146,4
97 lato,ne onetarno <i>Gold, non-monetary</i>	ž	117,7	3	22,2
eras oređeno <i>Not elsewhere classified</i>	315	238,4	387	46,8

In 2008, exports amounted to 5 021,1 millions USD which is 20,9 higher than the previous year.

In 2008, imports amounted to 12 188,6 millions USD which is 25,4 higher than the previous year.

Regarding the turnover of goods with the rest of the world in 2008, Bosnia and Herzegovina made trade deficit amounting 7 167,5 millions USD.

Promatrano po odjeljcima armonizirano sustava mo uće je uočiti sljedeće

ć	č	ć		č	
			č		č
č					
ć	č	ć			
			č		
				č	
					č

Regarding the sections of Harmonized System (HS), the following should be noted:

The highest exports share in 2008 was obtained in the section Base Metals and Articles of Base Metals amounting to 1 345,6 millions USD or 26,8 of the total exports, as well as in the section Mineral products amounting to 604,8 millions USD or 12 of the total exports.

In 2008, the highest imports share was obtained in the section Mineral products amounting to 2 122,3 millions USD or 17,4 of the total imports, as well as in the section I Machinery Electrical Equipment Television Image and Sound Recorders and Reproducers amounting to 1 953,2 millions USD, or 16 of the total imports.

Promatrano po područjima i oblastima Klasifikacije djelatnosti KD bilo bi mo uće uočiti sljedeće

ć	č	ć		đ	č
č			đ	č	č
			č	ć	č
			ć		
č				đ	
					ć

Regarding the sections and divisions of Classification of activities (NACE Rev.1.1), the following should be noted:

The highest exports share in 2008 was obtained in the section (D) Manufacturing industry amounting to 4 552,3 millions USD or 90,7 of the total exports.

The highest exports share within this section was obtained in the division (27) Production of metals amounting to 1 029,2 millions USD or 20,5 of the total exports. A significant exports was also obtained in the division (28) Manufacture of fabricated metal products, except machinery and equipment amounting to 443,2 millions USD, or 8,8 of the total exports.

č ć č ć
đ č

In 2008, the highest imports share was obtained in the section (D) Manufacturing industry amounting to 10 976,9 millions USD or 90,1 % of the total imports.

č ć ć č ć
ć đ ć đ

The highest imports share within this section was obtained in the division (23) Manufacture of coke, refined petroleum products and nuclear fuel amounting to 1 410,2 millions USD or 11,6 % of the total imports. A significant imports was also obtained in the division (15) Production of food and beverages amounting to 1 356,4 millions USD or 11,1 % of the total imports.

Promatrano po Glavnim industrijskim grupacijama po ekonomskoj namjeni GIG moće je uoćiti sljedeće

According to Main Industrial Groupings by intended use (MIG), the following should be noted:

ć đ ć đ

In 2008, the highest exports share was obtained in the group Intermediate goods, except energy amounting to 2 285,3 millions USD or 45,5 % of the total exports and in the group Non-durable consumer goods amounting to 922,1 millions USD or 18,4 % of the total exports.

ć đ ć đ

In the same year the highest imports share was obtained in the group Intermediate goods, except energy amounting to 3 769,4 millions USD or 30,9 % of the total imports. A significant imports was also obtained in the group Non-durable consumer goods amounting to 2 658,4 millions USD or 21,8 % of the total imports.

po ledu zemljopisne distribucije robno prometati s inozemstvom moće je navesti sljedeće

Regarding the geographical distribution of the BiH trade in goods with the rest of the world, the following should be noted:

đ ć

In 2008, the highest exports was to Croatia amounting to 865,4 millions USD or 17,2 % of the total exports. Regarding the neighbouring countries, a significant exports in 2008 was also to Serbia amounting to 704,8 millions USD or 14 % of the total exports.

ć

Regarding the regional groups, in 2008, the highest exports was to EU amounting to 2 770,5 millions USD or 55,2 % of the total exports. Given the EU countries, the highest exports was to Germany amounting to 683,4 millions USD or 13,6 % of the total exports.

đ č

In 2008, the highest imports was to Croatia amounting to 2 079,7 millions USD or 17,1 of the total imports. Regarding the neighbouring countries, a significant imports in 2008 was also from Serbia amounting to 1 291,2 millions USD or 10,6 of the total imports.

č

Regarding the regional groups, in 2008, the highest imports was from EU amounting to 5 850,3 millions USD or 48 of the total imports. Given the EU countries, the highest imports was from Germany, amounting to 1 432,4 millions USD or 11,8 of the total imports.

Gledano po sektorima tandardne međunarodne trgovinske klasifikacije MTK ev. mo uće je uočiti sljedeće va nije tendencije

Regarding the sections of the Standard International Trade Classification (SITC Rev.4), the following important trends should be noted:

ć č ć

In 2008, the highest exports share was obtained in the section (6) Products classified by material amounting to 1 572,4 millions or 31,3 of the total exports.

ć

č

đ

ć

A significant exports was obtained also in the section (8) Miscellaneous manufactured articles amounting to 1 019,7 millions or 20,3 of the total exports.

ć č ć

In 2008, the highest imports share was obtained in the section (7) Machinery and transport vehicles amounting to 2 861,6 millions USD or 23,5 of the total exports.

ć

č

đ

ć

A significant imports share was obtained also in the section (6) Products classified by material amounting to 2 575,9 millions USD or 21,1 of the total imports.

K A T I E

EFTA – Europsko udruženje za slobodnu

č

KM – Konvertibilna marka
čeki dolar

KD – Klasifikacija djelatnosti BiH

GIG – Glavne industrijske grupacije
d
klasifikacija

A K O I

... ne raspolaže se podatkom

0 podatak je manji od 0,5 upotrebijene mjerne

ABBREVIATIONS

UN – United Nations

WCO – World Customs Organization

EC – European Commission

EFTA – European Free Trade Association

EU – European Union

*OECD – Organization for Economic Co-
operation and Development*

EUROSTAT – Statistical office of EU

BiH – Bosnia and Herzegovina

M – Convertible mar

USD – US Dollar

EUR – Euro

*NACE – Statistical Classification of Economic
Activities in the European Community*

MIG – Main Industrial Groupings

*SITC – Standard International Trade
Classification*

SYMBOLS

- no occurrence

... data not available

0 values less than 0,5 of the measure used