

BRUTO DOMAĆI PROIZVOD PREMA PROIZVODNOM, DOHODOVNOM I RASHODNOM PRISTUPU

GROSS DOMESTIC PRODUCT BY PRODUCTION, INCOME AND EXPENDITURE APPROACH

2015



Bosna i Hercegovina
Bosnia and Herzegovina



**Agencija za statistiku
Bosne i Hercegovine**
Agency for Statistics of
Bosnia and Herzegovina

Sarajevo, 2017.

Izdaje: Agencija za statistiku Bosne i Hercegovine,
Zelenih beretki 26, 71000 Sarajevo,
Bosna i Hercegovina
Telefon: +387 33 91 19 11; Telefaks: +387 33 22 06 22

Elektronička pošta: bhas@bhas.ba; **Internetska stranica:** www.bhas.ba
Published: Agency for Statistics of Bosnia and Herzegovina,
Zelenih beretki 26, Sarajevo
Bosnia and Herzegovina

Odgovara: Mr.sc. Velimir Jukić, ravnatelj
Person responsible: Mr.sc. Velimir Jukić, Director

Podatke priredili: Dijana Mlikota, Edina Kozić, Aida Mehić, Srđan Vitković
Data prepared by: Dijana Mlikota, Edina Kozić, Aida Mehić, Srđan Vitković

Lektura: Amra Kapetanović
Proofreading: Amra Kapetanović

Tehnička priprema: Larisa Hasanbegović
Pre-press and DTP: Larisa Hasanbegović

Molimo korisnike Publikacije da prilikom uporabe podataka obavezno navedu izvor.
Users are kindly requested to mention data source.

KAZALO
CONTENT

PREDGOVOR	5
FOREWORD.....	6
KRATICE	7
ABBREVIATIONS.....	7
BRUTO DOMAĆI PROIZVOD PREMA PROIZVODNOM I DOHODOVNOM PRISTUPU	9
GROSS DOMESTIC PRODUCT BY PRODUCTION AND INCOME APPROACH.....	9
UVODNE NAPOMENE	11
INTRODUCTORY REMARKS.....	12
POSEBNE NAPOMENE KORISNICIMA	13
A NOTE OF EXPLANATION FOR DATA USERS.....	14
METODOLOŠKA OBJAŠNJENJA	15
NOTES ON METHODOLOGY.....	15
TABLICE I GRAFIKONI	19
TABLES AND GRAPHS.....	19
Tablica 1.1 Osnovni agregati nacionalnih računa za BiH, tekuće cijene, 2006 – 2015	21
Table 1.1 Main aggregates of national accounts for BiH, current prices, 2006 – 2015.....	21
Tablica 1.2 Bruto domaći proizvod za BiH i entitete, tekuće cijene, 2006 – 2015	21
Table 1.2 Gross domestic product for BiH and entities, current prices, 2006 – 2015.....	21
Tablica 1.3 Učešće entiteta u BDP BiH, 2006 – 2015	22
Table 1.3 Share of entities in GDP of BiH, 2006 – 2015.....	22
Tablica 2.1 BiH – Bruto dodana vrijednost po djelatnostima i bruto domaći proizvod, tekuće cijene, 2006 – 2015	23
Table 2.1 BiH – Gross value added by activities and gross domestic product, current prices, 2006 – 2015.....	23
Tablica 2.2 BiH – Bruto dodana vrijednost po djelatnostima i bruto domaći proizvod, tekuće cijene, struktura	26
Table 2.2 BiH – Gross value added by activities and gross domestic product, current prices, structure.....	26
Tablica 2.3 BiH – Bruto dodana vrijednost po djelatnostima i bruto domaći proizvod, tekuće cijene, nominalni indeksi	29
Table 2.3 BiH – Gross value added by activities and gross domestic product, current prices, nominal indices.....	29
Tablica 3.1 BiH – Račun proizvodnje po djelatnostima u 2014. godini, tekuće cijene	32
Table 3.1 BiH – Production account by activities in 2014, current prices.....	32
Tablica 3.2 BiH – Račun proizvodnje po djelatnostima u 2015. godini, tekuće cijene	35
Table 3.2 BiH – Production account by activities in 2015, current prices.....	35
Tablica 4.1 BiH – Bruto dodana vrijednost po djelatnostima i bruto domaći proizvod, stalne cijene (u cijenama prethodne godine)	38
Table 4.1 BiH – Gross value added by activities and gross domestic product, at constant prices (at prices of the previous year).....	38
Tablica 4.2 BiH – Bruto dodana vrijednost po djelatnostima i bruto domaći proizvod, stalne cijene (u cijenama prethodne godine) – Realni indeksi	40
Table 4.2 BiH – Gross value added by activities and gross domestic product, at constant prices (at prices of the previous year) - Real indices.....	40
Tablica 4.3 BiH – Bruto dodana vrijednost po djelatnostima i bruto domaći proizvod, lančano povezane vrijednosti u cijenama, 2010. godina	42
Table 4.3 BiH – Gross value added by activities and gross domestic product, chain linked at price 2010.....	42
Tablica 5.1 BiH – Račun stvaranja dohotka u 2014. godini, tekuće cijene	44
Table 5.1 BiH – Generation of income account in 2014, current prices.....	44
Tablica 5.2 BiH – Račun stvaranja dohotka u 2015. godini, tekuće cijene	46
Table 5.2 BiH – Generation of income account in 2015, current prices.....	46
Grafikon: Bruto domaći proizvod, milijuna KM	48
Graph: Gross domestic product, mln KM.....	48
Grafikon: BDP po stanovniku za BiH, KM	48
Graph: GDP per capita, KM.....	48
Grafikon: BDP - Stope realnog rasta	48
Graph: GDP - Real growth rates.....	48
BRUTO DOMAĆI PROIZVOD PREMA RASHODNOM PRISTUPU	49
GROSS DOMESTIC PRODUCT BY EXPENDITURE APPROACH.....	49
UVODNE NAPOMENE ZA KORISNIKE	51
INTRODUCTORY NOTES FOR USERS.....	52
METODOLOŠKA OBJAŠNJENJA	53
NOTES ON METHODOLOGY.....	53
TABLICE I GRAFIKONI	69
TABLES AND GRAPHS.....	69
Grafikon: Bruto domaći proizvod, milijuna KM	71
Graph: Gross domestic product, mln KM.....	71
Grafikon: Bruto domaći proizvod - rashodni metod, stalne cijene 2015	71
Gross domestic product by expenditure, at constant prices 2015.....	71
Tablica 1.1 Bruto domaći proizvod prema rashodnom pristupu, tekuće cijene, 2007 – 2015	72
Table 1.1 Gross domestic product by expenditure approach, current prices, 2007 - 2015.....	72
Tablica 1.2 Bruto domaći proizvod prema rashodnom pristupu, tekuće cijene, 2007 – 2015, struktura	73
Table 1.2 Gross domestic product by expenditure approach, current prices, 2007 – 2015, structure.....	73

Tablica 2.1 Bruto domaći proizvod prema rashodnom pristupu, stalne cijene, 2007 – 2015	74
<i>Table 2.1 Gross domestic product by expenditure approach, at constant prices, 2007- 2015</i>	74
Tablica 2.2 Bruto domaći proizvod prema rashodnom pristupu, stalne cijene, 2007– 2015, struktura	75
<i>Table 2.2 Gross domestic product by expenditure approach, at constant prices, 2007 – 2015, structure</i>	75
Tablica 3.1 Bruto domaći proizvod prema rashodnom pristupu, nominalni indeksi	76
<i>Table 3.1 Gross domestic product by expenditure approach, nominal indices</i>	76
Tablica 3.2 Bruto domaći proizvod prema rashodnom pristupu, realni indeksi	77
<i>Table 3.2 Gross domestic product by expenditure approach, real indices</i>	77
Grafikon: Izdaci za krajnju potrošnju kućanstva 2015, prema COICOP	78
<i>Graph: Households final consumption expenditure 2015, by COICOP</i>	78
Tablica 4.1 Izdaci za krajnju potrošnju kućanstava, tekuće cijene, 2007 - 2015	79
<i>Table 4.1 Households final consumption expenditure, current prices, 2007 - 2017</i>	79
Tablica 4.2 Izdaci za krajnju potrošnju kućanstava, tekuće cijene, 2007 – 2015, struktura	80
<i>Table 4.2 Households final consumption expenditure, current prices, 2007 – 2015, structure</i>	80
Tablica 5.1 Izdaci za krajnju potrošnju kućanstava, stalne cijene, 2007 – 2015	81
<i>Table 5.1 Households final consumption expenditure, at constant prices, 2007 – 2015</i>	81
Tablica 5.2 Izdaci za krajnju potrošnju kućanstava, stalne cijene, 2007-- 2015, struktura	82
<i>Table 5.2 Households final consumption expenditure, at constant prices, 2007 – 2015, structure</i>	82
Tablica 6.1 Izdaci za krajnju potrošnju kućanstava, nominalni indeksi	83
<i>Table 6.1 Households final consumption expenditure, nominal indices</i>	83
Tablica 6.2 Izdaci za krajnju potrošnju kućanstava, realni indeksi	84
<i>Table 6.2 Households final consumption expenditure, real indices</i>	84
Grafikon: Bruto domaći proizvod i bruto investicije u stalna sredstva, tekuće cijene	85
<i>Graph: Gross domestic product and gross fixed capital formation, current prices</i>	85
Grafikon: Bruto investicije u stalna sredstva - struktura	85
<i>Graph: Gross fixed capital formation - structure</i>	85
Tablica 7.1 Bruto investicije u stalna sredstva, tekuće cijene, 2007 – 2015	86
<i>Table 7.1 Gross fixed capital formation, current prices, 2007 - 2015</i>	86
Tablica 7.2 Bruto investicije u stalna sredstva, tekuće cijene, 2007–2015, struktura	86
<i>Table 7.2 Gross fixed capital formation, current prices, 2007–2015, structure</i>	86
Tablica 7.3 Bruto investicije u stalna sredstva, nominalni indeksi, 2007 – 2015	86
<i>Table 7.3 Gross fixed capital formation, nominal indices, 2007 - 2015</i>	86
Tablica 8.1 Bruto investicije u stalna sredstva, stalne cijene, 2007 – 2015	87
<i>Table 8.1 Gross fixed capital formation, at constant prices, 2007 - 2015</i>	87
Tablica 8.2 Bruto investicije u stalna sredstva, stalne cijene, 2007 – 2015, struktura	87
<i>Table 8.2 Gross fixed capital formation, at constant prices, 2007 – 2015, structure</i>	87
Tablica 8.3 Bruto investicije u stalna sredstva, realni indeksi, 2007 – 2015	87
<i>Table 8.3 Gross fixed capital formation, real indices, 2007 - 2015</i>	87
Tablica 9.1 Bruto domaći proizvod prema rashodnom pristupu, u cijenama 2010 (lančano povezane vrijednosti)	88
<i>Table 9.1 Gross domestic product, by expenditure approach, at prices of 2010 (chain-linked values)</i>	88
Tablica 9.2 Bruto domaći proizvod prema rashodnom pristupu, Deflatori	89
<i>Table 9.2 Gross domestic product, by expenditure approach, Deflators</i>	89
Tablica 10.1 Izdaci za krajnju potrošnju kućanstava, u cijenama 2010 (lančano povezane vrijednosti)	90
<i>Table 10.1 Household final consumption expenditure, at prices of 2010 (chain-linked values)</i>	90
Tablica 10.2 Izdaci za krajnju potrošnju kućanstava, Deflatori	91
<i>Table 10.2 Household final consumption expenditure, Deflators</i>	91
Tablica 11.1 Bruto investicije u stalna sredstva, u cijenama 2010 (lančano povezane vrijednosti)	92
<i>Table 11.1 Gross fixed capital formation estimates, at prices of 2010 (chain-linked values)</i>	92
Tablica 11.2 Bruto investicije u stalna sredstva, Deflatori	92
<i>Table 11.2 Gross fixed capital formation estimates, Deflators</i>	92

PREDGOVOR

Bilten "Nacionalni računi - Bruto domaći proizvod za Bosnu i Hercegovinu" urađen je u okviru redovitih aktivnosti Agencije za statistiku Bosne i Hercegovine na agregiranju i publiciranju podataka za razinu Bosne i Hercegovine. Podaci publicirani u Biltenu rezultat su zajedničkog rada Agencije za statistiku Bosne i Hercegovine, Federalnog zavoda za statistiku, Republičkog zavoda za statistiku Republike Srpske i Ekspoziture BHAS-a u Brčko Distriktu.

U Biltenu se publikuju osnovni agregati nacionalnih računa za Bosnu i Hercegovinu. Bruto domaći proizvod Bosne i Hercegovine obračunat je prema metodologiji Sustava nacionalnih računa Ujedinjenih naroda - SNA93 i Europskog sustava nacionalnih računa – ESA95. Rad na primjeni ovih preporuka ovisi od obujma, kvaliteta i sadržaja baznih statističkih podataka na kojima se Sustav temelji. Suglasno tome Sustav će se i razvijati u narednom razdoblju. Krajnji zadatak je uvođenje i dosljedna primjena metodologije i preporuka SNA/ESA, što treba dati rezultate zaokruženim Sustavom nacionalnih računa za Bosnu i Hercegovinu.

U prvom dijelu Biltena publicirana je serija podataka o bruto domaćem proizvodu (BDP) za razinu Bosne i Hercegovine po proizvodnom pristupu u tekućim cijenama, cijenama prethodne godine, kao i lančano povezane vrijednosti sa 2010. kao referentnom godinom i bruto domaćem proizvodu po dohodovnom pristupu u tekućim cijenama.

U drugom dijelu Biltena prezentirani su podaci o bruto domaćem proizvodu po rashodnom pristupu kao i osnovne kategorije potrošnje u tekućim cijenama, cijenama prethodne godine, kao i lančano povezane vrijednosti sa 2010. kao referentnom godinom.

Potrebno je imati u vidu da se procjene BDP mogu proizvesti korištenjem tri različita pristupa (proizvodni, rashodni i dohodovni), a svaki od navedenih pokazuje drugačiji pogled na ekonomsku sliku. Premda bi teoretski, mjerenja BDP korištenjem različitih pristupa trebala da se podudare, u praksi se javljaju razlike uslijed razlika u izvorima podataka kao i korištenim metodama. Uobičajna je praksa da zemlje ekscipitno prezentiraju ovu razliku u publikacijama, a u isto vrijeme poduzimaju aktivnosti da se ove razlike zadrže na relativno maloj razini.

Uvjereni smo da će prikazani podaci omogućiti sveobuhvatnije praćenje ekonomske aktivnosti i pružiti najvažnije informacije širokom krugu korisnika.

Sarajevo, siječanj 2017.

Velimir Jukić, direktor

FOREWORD

The Bulletin "National Accounts - Gross Domestic Product for Bosnia and Herzegovina" was prepared as a part of the regular activities of the Agency for Statistics of Bosnia and Herzegovina on the aggregation and publication of data at the level of Bosnia and Herzegovina. Data in the Bulletin presents results of the joint work of the Agency for Statistics of BiH, the Federal Office for Statistics, Republic Srpska Institute for Statistics and BHAS Branch Office in Brcko District.

Main aggregates of national accounts for Bosnia and Herzegovina are presented in this publication. Gross domestic product of Bosnia and Herzegovina has been calculated according to the methodology of System of National Accounts – SNA 93 and European System of National Accounts ESA95. Activities on application of these recommendations depend on volume, quality and content of primary statistical data the system is based on, and directly will reflect on future development of the System. Final task is introduction and consistent application of SNA methodology and recommendations in order to achieve comprehensive system of national accounts for Bosnia and Herzegovina.

Data of gross domestic product (GDP) by production approach at current prices, at previous year prices and chain linked values with 2010 as reference year and gross domestic product by income approach at current prices are given in the first part.

Data of gross domestic product by expenditure approach as well as the main expenditure categories at current prices, at previous year prices and chain linked values with 2010 as reference year are given in the second part.

It should be noted that GDP estimates can be produced using three different approaches (production, expenditure, and income), each one showing a different aspect of the economic picture. Although theoretically the measurements of GDP using different approaches should coincide, in practice, discrepancies arise due to the differences in data sources and methods used. It is common practice that countries present these discrepancies explicitly in their publications, at the same time that efforts are made to keep them at a reasonable small relative magnitude. In the case of BiH the official figures of GDP are based on the production approach, thus showing the creation of value and its growth rate from year to year by industrial origin of economic activity, whereas the GDP estimates by final expenditures show how the value created through economic activity is spent by the different economic sectors in consumption, investment or sold abroad as exports

We are fully convinced that the data presented will facilitate a comprising observance of economic activity and offer the crucial information for a wide range of users.

Sarajevo, January 2017

Velimir Jukić, Director

KRATICE:

SNA - Sustav nacionalnih računa

ESA - Europski sustav računa

BDP - Bruto domaći proizvod

FISIM - Usluge financijskog posredovanja neizravno mjerene

EU NACE Rev.2 - Klasifikacija ekonomskih aktivnosti u EU

CPA - Klasifikacija proizvoda po aktivnostima

COICOP - Klasifikacija individualne potrošnje po namjeni

PRODCOM - Nomenklatura industrijskih proizvoda

CPI - Indeks potrošačkih cijena

PPI - Indeks cijena proizvođača

NPISH - Nefitne institucije koje usluge pružaju kućanstvima

BoP - Platna bilanca

UVI - Indeksi izvoznih i uvoznih cijena

ZNAKOVI:

- - nema pojave

0 - podatak je manji od 0,5 upotrebene mjerne jedinice

-- - podatak ne može da se prikaže

ABBREVIATIONS:

SNA - System of National Accounts

ESA - European system of accounts

GDP - Gross domestic product

FISIM - Financial intermediation services indirectly measured

EU NACE Rev.2 - Classification of Economic Activities in the European Community

CPA - Classification of Products by Activity

COICOP - Classification of Individual Consumption by Purpose

PRODCOM - Nomenclature of industrial products

CPI - Consumer Price Index

PPI - Producer Price Index

NPISH - Non Profit Institutions Serving Households

BoP - Balance of Payments

UVI - Unit Values Index

SYMBOLS:

- - no occurrence

0 - values less than 0.5 of the unit of measure used

-- - data not available

**BRUTO DOMAĆI PROIZVOD PREMA
PROIZVODNOM, DOHODOVNOM I
RASHODNOM PRISTUPU**

*GROSS DOMESTIC PRODUCT BY
PRODUCTION, INCOME AND
EXPENDITURE APPROACH*

2015

UVODNE NAPOMENE

U obračunu Bruto domaćeg proizvoda za Bosnu i Hercegovinu i entitete primijenjuju se metodologija Ujedinjenih naroda "Sustav nacionalnih računa 1993" – SNA93 i njena europska verzija "Europski sustav nacionalnih računa 1995" – ESA95.

Za izvođenje obračuna Bruto domaćeg proizvoda, za BiH i entitete, korišteni su administrativni izvori podataka, rezultati zvaničnih statističkih istraživanja, a obuhvaćene su i procjene neobuhvaćenih ekonomskih aktivnosti i imputirane rente.

Obračun se izvodi na temelju podataka poslovnih subjekata registriranih i raspoređenih prema Klasifikaciji djelatnosti KD BiH 2010, koja je usklađena sa europskom klasifikacijom NACE – Rev.2. Poslovni subjekti su za obračun BDP-a grupirani u područja djelatnosti kao institucionalne jedinice, prema sjedištu i pretežnoj djelatnosti poduzeća, a ne prema jedinicama homogene aktivnosti (jedinice u sastavu).

Preračun BDP-a u USD, odnosno EUR vrši se po prosječnom godišnjem tečaju Centralne banke Bosne i Hercegovine, a obračun BDP-a po stanovniku na temelju procijenjenog ukupnog broja stanovnika sredinom godine.

Bruto domaći proizvod (BDP) za BiH po proizvodnom pristupu za 2015. godinu nominalno je iznosio od 28.522 mil. KM i u odnosu na 2014. godinu nominalno je veći za 4,46% .

Bruto domaći proizvod po stanovniku iznosio je 8.107 KM ili 4.145 EUR ili 4.600 USD.

Korištenjem podataka Centralne banke BiH (neto primarni dohodci iz inozemstva i neto primljeni transferi iz inozemstva), izračunat je bruto nacionalni dohodak i bruto nacionalni raspoloživi dohodak. Bruto nacionalni dohodak za BiH u 2015. godini iznosio je 28.659 mil. KM, a bruto nacionalni raspoloživi dohodak 32.237 mil. KM.

U proizvodnim djelatnostima (poljoprivreda, šumarstvo i ribarstvo, vađenje ruda i kamena, prerađivačka industrija, proizvodnja i snadbijevanje električnom energijom, snadbijevanje vodom i građevinarstvo) stvara se 33,9% dodane vrijednosti, a u uslužnim djelatnostima 66,1%. Najveći učešće u BDP ima dodana vrijednost stvorena u trgovini (13,4%), prerađivačkoj industriji (11,7%), javnoj upravi (8,6%), kao i u poljoprivredi, šumarstvu i ribolovu (6,2%).

Promatrano po djelatnostima najveći rast bruto dodane vrijednosti bilježe: stručne, znanstvene i tehničke djelatnosti (12,1%), prerađivačka industrija (11,4%) i poljoprivreda (9,5%).

Bruto domaći proizvod u stalnim cijenama (cijenama prethodne godine) za 2015. godinu procijenjen je u iznosu od 28.128 mil. KM i realno je veći za 3,02%.

INTRODUCTORY REMARKS

In calculating the gross domestic product for Bosnia and Herzegovina and the entities the methodology of United Nations "System of National Accounts 1993" – SNA93 and its European version "European System of national accounts 1995" – ESA95 is used.

For the calculation of gross domestic product administrative sources of data are used, as well as data obtained through official statistical survey, while non-observed economy estimates and imputed rent are also included.

The calculation is based on the data of business enterprises registered and allocated according to the Classification of activities KD BiH 2010, which has been harmonized with the European classification NACE – Rev.2. The business enterprises are at present, for the GDP calculation, grouped, as institutional units, according to the areas of activities, according to the headquarters and main activity, and not according to the units of homogenous activity.

The recalculation of gross domestic product into USD and EUR is based on the average annual exchange rate and the calculation of GDP per capita is computed according to the estimated total population in mid-year.

GDP based on production approach at current prices is estimated at 28,522 millions of KM in 2015. The nominal increase of GDP in relation with 2014 was 4,46%.

Gross domestic product per capita is estimated 8,107 KM or 4,600 USD or 4,145 EUR in 2015.

Data of Central Bank of BiH about net primary income from the rest of the world and net current transfers from the rest of the world are used for calculation gross national income and gross national disposable income. Gross national income for BiH in 2015 is estimated at 28.659 million KM and gross national disposable income is estimated at 32,237 million KM.

In the basic activities (Agriculture, Forestry and fishing, Mining, Manufacturing industry, Electricity, Water supply and Construction) is made 33.1% of value added and in services activities 66.9%. The highest share in GDP has value added of Trade by 13.4%, Manufacturing by 11,7%, Public administration by 8.6 % and Agriculture, forestry and fishing by 6.2%.

Observed by activities increase of the gross value added was recorded in: Professional, scientific and technical activities (12,1%), Manufacturing (11,4%) and Agriculture (9,5%).

GDP at constant prices (prices of previous year) for 2015 is estimated at 28,128 million KM. In volume terms the increase in GDP was 3,02%.

POSEBNE NAPOMENE KORISNICIMA

Korisnicima podataka želimo skrenuti pažnju na činjenice koje mogu biti korisne za razumijevanje sadržaja i obima pojedinih agregata prezentovanih u Biltenu. Obračun bruto domaćeg proizvoda izvodi se na osnovu administrativnih izvora podataka, kao i na temelju podataka dobivenih iz zvaničnih statističkih istraživanja koja provode statističke institucije. Broj i sadržaj statističkih istraživanja koja se provode ne zadovoljava potrebe statističara nacionalnih računa da odgovore zahtjevima dosljedne i potpune primjene pomenutih međunarodnih standarda i metodologija. Jedna od općih metodoloških karakteristika nacionalnih računa jeste mogućnost revizije – ne samo u vidu korekcija početnih procjena i preliminarnih rezultata, već i finalnih obračuna i objavljenih statističkih podataka. U sustavu nacionalnih računa, generalno, revizije se provode kao posljedica uvođenja novih i bitnih poboljšanja postojećih izvora podataka, promjena u klasifikacijama i uspostavljanja novih principa, regulativa i međunarodnih preporuka.

Makroekonomski agregati obračunati po proizvodnom i dohodovnom pristupu za razdoblje 2006-2015. godina iskazani su prema KD BiH 2010 koja je usklađena sa NACE Rev.2. Bruto domaći proizvod, kao najvažniji makroekonomski agregat, prikazan je u tekućim cijenama, cijenama prethodne godine i u cijenama referentne godine (2010).

Obračun BDP u stalnim cijenama je veoma važan pokazatelj dinamike i razine ekonomskog razvoja i pokazuje ekonomski rast između različitih razdoblja kada se eliminira utjecaj promjena cijena. Zbog ograničenja u pogledu adekvatnih deflatora međufazne potrošnje obračun BDP u stalnim cijenama, rađen je metodom jednostrukih indikatora (indikator outputa). Primjena jednostrukih indikatora implicira pretpostavku fiksnih I/O koeficijenata. Metod jednostruke **ekstrapolacije** predstavlja ekstrapolaciju bruto vrijednosti proizvodnje bazne godine odgovarajućim indeksima fizičkog obujma. Metod jednostruke **deflacije** predstavlja deflacioniranje bruto vrijednosti proizvodnje tekuće godine sa odgovarajućim indeksima cijena. Procijene su rađene u cijenama prethodne godine. Vrijednost obujma u cijenama prethodne godine dopušta poređenje podataka samo između dvije uzastopne godine. Kako bi se dobila dugoročna serija, procjene mjera obujma u cijenama prethodne godine su lančano povezane sa utvrđenim fiksnim referentnim periodom, čime se omogućava poređenje između bilo kojih odabranih perioda. Odabrano referentno razdoblje za BiH je 2010. godina. Lančano povezane vrijednosti nisu aditivne tj. agregirane razine se ne mogu dobiti izravno kao zbir komponenti. U obračun bruto domaćeg proizvoda uključena je vrijednost imputirane rente kao i procjene neobuhvaćenih ekonomskih aktivnosti. Ilegalne aktivnosti nisu uključene u obračun BDP-a.

Agencija za statistiku BiH obračunava komponente računa proizvodnje i računa formiranja dohotka za Institucije Bosne i Hercegovine i Centralnu banku BiH. Dobiveni rezultati su raspoređeni u entitetske obračune kao i Brčko Distrikt koristeći koeficijente za raspored prikupljenih neizravnih poreza sa jedinstvenog računa. Usluge financijskog posredovanja neizravno mjerene (FISIM) predstavljaju kamatnu maržu i dio su vrijednosti proizvodnje financijskog sektora, a izračunavaju se kao razlika između potraživanja po kamatama (aktivne kamate) i obveza po kamatama (pasivne kamate) za institucionalne jedinice financijskog posredovanja. FISIM nije alociran po djelatnostima, njime je korigirana dodana vrijednost na razini ekonomije. U tom slučaju cjelokupna vrijednost proizvodnje FISIM-a smatra se kao intermedijarna potrošnja sa nultom proizvodnjom, te negativnom dodanom vrijednošću u jednakom iznosu. U računu stvaranja dohotka vrijednost FISIM-a je uključena u bruto dodanu vrijednost, odnosno poslovni višak.

A NOTE OF EXPLANATION FOR DATA USERS

The attention of data users is drawn to some facts that could be useful in understanding the content and the size of the aggregates presented in the Bulletin. The calculation of the gross domestic product has been determined based on the existing data sources, as well as based on official statistical surveys, which had been done in the statistical institutions. The number of and the content of the surveys do not yet satisfy the needs of the national accounts statisticians in order to meet the demands of full implementation of the above-mentioned international methodologies.

One of the general methodological characteristics of National Accounts is possibility of making revisions – performing corrections not only to original estimates and preliminary results, but also to final calculations and published statistical data. In the System National Accounts, revisions generally occur due to the introduction of new data sources, the essential improvements to the existing ones, the changes of classifications or establishment of new principles, regulations and international recommendations.

Macroeconomic aggregates calculated by production and income approach for period 2006-2015 presented are according to the Classification of activities KD BiH 2010, which is harmonized with the NACE Rev.2. Gross Domestic Product, as the most important macroeconomic aggregate, is presented at current prices, at previous year prices and at prices of the reference year (2010).

*Calculation of gross domestic product at constant prices is very important indicator of measuring of the dynamics and level of economic development deprived from the influence of prices. For the calculation of GDP at constant prices the concept of the single indicator method is used, due to the lack of adequate deflators of intermediate consumption. The most common single indicator used is a volume index of output. Applying a single indicator has implicit the assumption of fixed I/O coefficients. Single **extrapolation** method presents extrapolation of output in the base year by adequate volume index. Single **deflation** method presents deflation of output in current year by adequate price indices. The estimates were compiled at prices of previous year. However, volume value at prices of a previous year allows the comparison of the data only between two successive years. In order to obtain long-term series, estimates of volume measures at prices of previous year are chain-linked to produce series at a fixed reference period, thus allowing the comparison between any chosen different periods. The selected fixed reference period in BiH is 2010. Chain linked values are not additive.*

Non observed economy (NOE) estimations are included in calculation of GDP. Illegal activities are not included. The estimate of imputed rental of owner-occupied dwellings is included in the GDP.

Agency for Statistics of Bosnia and Herzegovina calculates components of production account and income account for the Institutions of General Government of Bosnia and Herzegovina and the Central Bank of B&H. The components of the production account compiled by BHAS are allocated to the entities and the Brcko District using the coefficients of the distribution of indirect taxes from single account of Indirect Tax Authorities of BiH to the entities.

Financial intermediation services indirectly measured (FISIM) presents an interest margin and it is part of output of financial sector, is calculated as the difference between the claims of interest (active interest) and interest obligations under (passive interest) for the institutional units of financial intermediation. FISIM is not allocated by activities; value added on total economy is corrected by FISIM. In such a case the whole of the value of the output of FISIM is treated as intermediate consumption with zero output and negative value added equal in size but opposite in sign from the intermediate consumption. Value of FISIM is included in the gross value added and net operating surplus in generation of income accounts.

METODOLOŠKA OBJAŠNJENJA

KONCEPTI I DEFINICIJE

Sustav makroekonomskih računa je makroekonomski sustav prezentacije podataka koji pruža uvid u cjelokupnu ekonomiju. Računi imaju središnje mjesto u statističkom sustavu i nezaobilazan su temelj za vođenje ekonomske politike i donošenje odluka na svim razinama jer omogućavaju mjerenje razina ekonomske razvijenosti, stope ekonomskog rasta, promjena u proizvodnji, potrošnji, štednji, investicijama, izozu i uvozu.

Sustav nacionalnih računa se bazira na jedinstvenom konceptu, definicijama, konvencijama, klasifikacijama i pravilima za izradu računa koji su detaljno opisani u dva priručnika: Sustav nacionalnih računa 1993(SNA93) i Europski sustav nacionalnih računa 1995 (ESA95). SNA93 pruža više teoretski okvir, dok ESA95 obuhvata i dodatne detalje u cilju približavanja europskom okruženju i praksi.

Integrirani nacionalni računi daju opsežnu ekonomsku sliku, koja olakšava shvatanje ekonomskih odnosa između privrednih subjekata kao i strukture i dinamike najvažnijih agregata koji opisuju ekonomski razvoj.

Sustav nacionalnih računa je međunarodno usvojen standard za makroekonomske račune, koji polazi od šireg koncepta proizvodnje. Prema ovom konceptu, proizvodnja, pored materijalne proizvodnje i materijalnih usluga, obuhvata i nematerijalne usluge u djelatnostima obrazovanja, zdravstva i socijalne skrbi, kulture, usluge bankarskih i osiguravajućih organizacija, usluge državnih tijela na svim razinama i sve ostale usluge koje nisu u vezi s materijalnom proizvodnjom.

U sustavu nacionalnih računa postoje vrijednosne kategorije koje se nazivaju agregati i koje imaju široku primjenu u svakodnevnoj praksi. Agregati su važni makroekonomski indikatori koji mjere rezultate aktivnosti ekonomije jedne zemlje i koji se koriste za makroekonomske analize. Temeljni i najvažniji makroekonomski agregat u sustavu nacionalnih računa jeste bruto domaći proizvod (BDP).

Bruto domaći proizvod je indikator ekonomskih aktivnosti na razini cijele zemlje. Postoje tri metode obračuna BDP: proizvodna, rashodna i dohodovna metoda.

NOTES ON METHODOLOGY

CONCEPTS AND DEFINITIONS

System of National Accounts is a system of macroeconomic data presentation that provides insight into the economy as a whole. The National Accounts have a central place in the statistical system and of course are the basis for economic policy and decision making at all levels, enabling the measurement of the level of economic development, the rate of economic growth, changes in production, consumption, saving, gross fixed capital formation, export and imports.

SNA is based on a unique concept, definitions and rules international standard which are described in detail in two reference manuals: the "System of national Accounts 1993" (SNA93) and the "European System of National Accounts 1995" (ESA95). The SNA93 provides more theoretical frame while the ESA95 includes additional details in order to come closer to the European environment and practices.

Integrated national accounts provide a comprehensive picture of the economy, which facilitates understanding of the economic relations among economic subjects and the structure and dynamic of the main aggregates describing the economic development.

System National Accounts is an internationally accepted standard for macroeconomic accounts based on border concept of production. According to this concept the production covers, besides material production and material services, also, non-material services in education, health and social care, culture, banking and insurance organizations, services of government organizations on all levels and all other services that are not in connection with material production.

The System National Accounts contains value categories called aggregates. The Aggregates are important macroeconomic indicators that measure the results of the activities of the economy of the country and used for economic analysis. The main and the most important macroeconomic aggregates in the System of National Accounts is the Gross Domestic Product (GDP).

Gross domestic product is the indicator of economic activity in the whole country. There are three methods of calculating gross domestic product: production, expenditure and income methods.

Prema proizvodnom pristupu bruto domaći proizvod je zbir bruto dodanih vrijednosti svih rezidentnih institucionalnih jedinica uvećan za iznos poreza na proizvode i umanjen za iznos subvencija i za FISIM. Bruto dodana vrijednost, kao povećanje vrijednosti proizvodnje jednaka je razlici između bruto vrijednosti proizvodnje i međufazne potrošnje.

Prema rashodnom pristupu bruto domaći proizvod je zbir: a) finalne potrošnje (potrošnja kućanstava, neprofitnih institucija koje služe kućanstvima i vladina potrošnja), b) bruto investicija (bruto investicije u stalna sredstva, promjene u stanju zaliha i neto nabavke dragocjenosti) i c) neto izvoza roba i usluga (izvoz roba i usluga manje uvoz roba i usluga).

Prema dohodovnom pristupu bruto domaći proizvod je zbir potrošnje fiksnog kapitala, sredstava zaposlenih, neto poreza na proizvodnju i izvoz, poslovnog viška i mješovitog dohotka.

Računom proizvodnje prikazuju se rezultati proizvodnih aktivnosti po pojedinim djelatnostima i sektorima. Osnovne stavke u računu proizvodnje su: bruto vrijednost proizvodnje, međufazna potrošnja i bruto dodana vrijednost kao njihova razlika i rezultat proizvodnih aktivnosti. Bruto dodana vrijednost u sebi sadrži: sredstva zaposlenih, bruto poslovni višak ili mješoviti dohodak i ostale poreze na proizvodnju.

Bruto vrijednost proizvodnje se definiše kao tržišna vrijednost svih proizvedenih roba i usluga koje proizvedu rezidentni proizvođači tokom obračunskog razdoblja. Razlikuju se tri kategorije proizvodnje: a) tržišna proizvodnja, b) proizvodnja za vlastitu finalnu uporabu i c) ostala netržišna proizvodnja.

Međufazna potrošnja, po nabavnim cijenama, je vrijednost proizvoda i usluga koje se transformiraju, koriste i troše u procesu proizvodnje. Međufazna potrošnja obuhvata: troškove sirovina i materijala, troškove energije i rezervnih dijelova, troškove usluga i ostale troškove poslovanja.

Dodana vrijednost, kao povećanje vrijednosti proizvodnje jednaka je razlici između bruto vrijednosti proizvodnje i međufazne potrošnje. Dodana vrijednost za institucionalne jedinice iskazuje se prema baznim (osnovnim) cijenama, tj. cijenama koje ne obuhvaćaju poreze na proizvode, a obuhvaćaju subvencije na proizvode.

Bruto domaći proizvod u tržišnim cijenama iskazuje vrijednost svih proizvedenih dobara i

According to the production approach, gross domestic product is the sum of gross value added generated in all activities, calculated according to basic prices and corrected for net taxes on products and for FISIM. Gross value added, as the output value increase equals to the difference between gross output and intermediate consumption..

According to the expenditure approach, gross domestic product is the sum of the final consumption (households, NPISH and general government consumption), gross capital formation (gross fixed capital formation, changes in inventories and net acquisition of valuables) and the external balance of goods and services (exports of the goods and services less imports of goods and services).

According to the income approach, gross domestic product is the sum of the consumption of fixed capital, compensation of employees, net taxes on products and operating surplus or mixed income.

The results of the production activities according to the particular activities and sectors are shown in the production account. The basic items in the production account are: the gross output, intermediate consumption and gross value added as their derivation and result of the production activities. The gross value added consists of: compensation of employees, gross operating surplus or mixed income and other taxes on production.

The gross output is defined as the market value of all produced goods and services that are generated by resident producers during an accounting period. There are three categories of production: a) market production, b) production for own final use and c) other non-market production.

Intermediate consumption, according to purchaser's prices, is the value of products and services that are transformed, used and spent in the production process. Intermediate consumption includes: costs of raw material and equipment, energy costs and spare parts, costs of services, other business costs.

Value added, as the increase in the value of production is equal to the difference between gross output and intermediate consumption. Value added for institutional units is expressed according to basic prices that are prices that do not include taxes on products, but also include subsidies on products.

Gross domestic product at market prices expresses the value of all goods and services of resident units.

usluga rezidentnih jedinica. BDP prema proizvodnoj metodi jednak je bruto vrijednosti proizvodnje u baznim cijenama umanjenoj za međufaznu potrošnju u kupovnim cijenama, uvećanoj za poreze na proizvode i umanjenoj za subvencije na proizvode.

Bruto nacionalni dohodak je jednak zbiru bruto domaćeg proizvoda i salda primarnih dohodaka (od rada i kapitala) iz inozemstva.

Bruto nacionalni raspoloživi dohodak je jednak zbiru bruto nacionalnog dohotka i salda tekućih transfera iz inozemstva.

Porezi na proizvode i usluge su porezi koji se plaćaju po proizvedenom ili proslijeđenom dobru i usluzi. Ovi porezi obuhvataju uvozne i izvozne dažbine, porez na dodanu vrijednost, posebne poreze (akcize), sl.

Ostali porezi na proizvodnju uključuju sve poreze koji mogu teretiti poduzeća zbog angažiranja u proizvodnji neovisno o količini ili vrijednosti proizvedenih ili prodatih dobara i usluga (npr. porez na firmu, naknade, takse i slično).

Subvencije na proizvode i usluge su nepovratna plaćanja državnih institucija tržišnim proizvođačima namijenjena za proizvodni proces poduzeća ili za prodaju ili izvoz proizvoda. Subvencije na proizvode se isplaćuju po jedinici dobra ili usluge.

Ostale subvencije na proizvodnju sastoje se od subvencija koje rezidentne proizvođačke jedinice mogu dobiti na temelju angažiranja u proizvodnji i ne mogu se iskazati po jedinici proizvoda ili usluge.

FISIM (usluge financijskog posredovanja neizravno mjerene) predstavlja vrijednost usluga financijskog posredovanja koje se izračunavaju neizravno. FISIM se izračunava kao razlika između potraživanja po kamatama (aktivne kamate) i obveza po kamatama (pasivne kamate) za institucionalne jedinice financijskog posredovanja.

Potrošnja fiksnog kapitala predstavlja vrijednost iskorištenih stalnih sredstava, u tijeku obračunskog razdoblja, koja se u procesu proizvodnje prenese na nove proizvode i usluge. U sustavu nacionalnih računa svaka izravnavajuća stavka može se iskazati u bruto i neto izrazu. Iskazivanje u «bruto» izrazu znači da nije oduzeta potrošnja fiksnog kapitala, dok «neto» iskazivanje znači prikaz podatka nakon oduzimanja potrošnje fiksnog kapitala.

Sredstva zaposlenih obuhvaćaju sva primanja zaposlenih u novcu i naturi, koja su zaposleni

GDP by production method equals gross output at basic prices less intermediate consumption at market prices plus taxes on products and minus subsidies on products.

***Gross national income** equals the sum of gross domestic product and balance of primary incomes (from labor and capital) with the rest of the world.*

***Gross national disposable income** equals the sum of gross national income and the balance of current transfers with the rest of the world.*

***Taxes on products and services** are taxes paid according to the produced or delivered goods and service. All taxes on products and import duties, value added tax (VAT), special taxes-excise, etc.*

***Other taxes on production** consist of all taxes that enterprises incur as a result of engaging in production, independently of the quantity or value of goods and services produced or sold.*

***Subsidies on products and services** are non-returnable payments of government institutions to market producers, provided for the production process of enterprises or for the sale or import of products. Subsidies on products are paid per unit of produced goods and services.*

***Other subsidies on production** consist of subsidies except subsidies on products which resident producer units may receive as a consequence of engaging in production. Subsidies on production could not be calculated by unit of goods or services.*

***FISIM (financial intermediation services indirectly measured)** presents the value of services of financial intermediation, which are indirectly measured. FISIM is calculated as the difference between the claims according to interest (active interest) and obligations according to interest (passive interest) for the institutional units for financial intermediation.*

***Consumption of fixed capital** is the value of used fixed capital, during an accounting period, which is used, during the process of production of new products and services. In the national accounts system, every aggregate is expressed in gross and net form. Expressing it in "gross" form means that the consumption of fixed capital had not been subtracted, while "net" form means that the data is shown after the consumption of fixed capital had been subtracted.*

***Compensation of employees** includes all remuneration to employees, both in cash or in kind,*

primili kao naknadu za svoj rad i sve uplate na ime socijalnog osiguranja zaposlenih.

Bruto poslovni višak je rezidualna kategorija dodane vrijednosti po djelatnostima, koja se dobije kada se bruto dodana vrijednost umanjuje za sredstva zaposlenih i neto ostale poreze na proizvodnju (od ostalih poreza na proizvodnju oduzmu se subvencije na proizvodnju).

Mješoviti dohodak je alternativni izraz za poslovni višak neinkorporiranih poduzeća u vlasništvu kućanstava, jer za njih nije moguće razdvojiti naknade po temelju vlasništva od naknada po temelju rada.

Imputirana renta predstavlja vrijednost usluga korištenja stambenih objekata nastanjenih njihovim vlasnicima. Procjena imputirane rente rađena je prema troškovnoj (user-cost) metodi, a temeljena na podacima Ankete o potrošnji kućanstva iz 2004. godine.

Implicitni deflator je indeks dobijen djeljenjem podataka u tekućim cijenama s podacima u stalnim cijenama.

that the employees receive in return for their work done, as well as all payments to the compulsory social security schemes of employees.

Gross operating surplus is a residual category of gross value added by the activities that remain after reducing gross value added by compensation of employees and net other taxes on production (subsidies on production have been subtracted from other taxes).

Mixed income is an alternative term for the operating surplus of unincorporated enterprises owned by households, since it is impossible to separate their remuneration for work carried out from their profits as entrepreneur.

Imputed rent refers to value of services to owner-occupied dwellings. The estimates of imputed rent according to the user-cost approach are based on the Household Budget Survey (HBS) data from 2004.

Implicit deflator is an index calculated as dividing data at current prices by data at constant prices.

TABLICE I GRAFIKONI
TABLES AND GRAPHS

1.1 OSNOVNI AGREGATI NACIONALNIH RAČUNA ZA BIH, tekuće cijene, 2006-2015
1.1 MAIN AGGREGATES OF NATIONAL ACCOUNTS FOR BIH, current prices, 2006-2015

000 KM

	2006	2007	2008	2009	2010	2011	2012	2013	2014	2015
Bruto domaći proizvod, mil.KM / Gross domestic product, mln KM	20.060	22.545	25.504	24.780	25.346	26.210	26.193	26.743	27.304	28.522
Neto primarni dohoci iz inozemstva, mil.KM ¹⁾ / Net primary income from the rest of the world, mln. KM ¹⁾	611	670	943	955	413	211	204	350	204	137
Bruto nacionalni dohodak, mil.KM / Gross national income, mln.KM	20.671	23.214	26.447	25.735	25.759	26.420	26.397	27.093	27.508	28.659
Neto tekući transferi iz inozemstva, mil.KM ¹⁾ / Net current transfers from the rest of the world, mln. KM ¹⁾	3.472	3.901	3.827	3.341	3.529	3.540	3.679	3.695	3.970	3.578
Bruto nacionalni raspoloživi dohodak, mil.KM / Gross national disposable income, mln.KM	24.143	27.115	30.274	29.076	29.288	29.960	30.076	30.788	31.478	32.237
Bruto domaći proizvod po stanovniku, KM / Gross domestic product per capita, KM	5.664	6.365	7.201	6.996	7.158	7.408	7.410	7.574	7.744	8.107
Bruto domaći proizvod, mil. EUR / Gross domestic product, mln.EUR	10.257	11.527	13.040	12.670	12.960	13.401	13.393	13.674	13.961	14.583
Bruto domaći proizvod po stanovniku, EUR / Gross domestic product per capita, EUR	2.896	3.254	3.682	3.577	3.660	3.788	3.789	3.872	3.959	4.145
Bruto domaći proizvod, mil.USD / Gross domestic product, mln.USD	12.684	15.771	19.080	17.614	17.162	18.640	17.202	18.148	18.524	16.182
Bruto domaći proizvod po stanovniku, USD / Gross domestic product per capita, USD	3.581	4.453	5.387	4.973	4.847	5.268	4.866	5.140	5.254	4.600
Stanovništvo, procjena sredinom godine, tis. ²⁾³⁾ / Population, mid year estimate, 000 ²⁾	3.542	3.542	3.542	3.542	3.541	3.538	3.535	3.531	3.526	3.518
Prosječan godišnji tečaj KM / EUR ⁴⁾ / Annual average exchange rate KM / EUR ³⁾	1,956	1,956	1,956	1,956	1,956	1,956	1,956	1,956	1,956	1,956
Prosječan godišnji tečaj KM / USD ⁴⁾ / Annual average exchange rate KM / EUR ³⁾	1,573	1,559	1,430	1,337	1,407	1,477	1,406	1,523	1,474	1,763

1.2 BRUTO DOMAĆI PROIZVOD ZA BIH I ENTITETE, tekuće cijene, 2006-2015
1.2 GROSS DOMESTIC PRODUCT FOR BIH AND ENTITIES, current prices, 2006-2015

000 KM

	2006	2007	2008	2009	2010	2011	2012	2013	2014	2015
BDP za BiH, mil KM / GDP for BiH	20.060	22.545	25.504	24.780	25.346	26.210	26.193	26.743	27.304	28.522
BDP za Federaciju BiH ⁵⁾ , mil KM / GDP for FBiH ⁵⁾ , mln KM	13.043	14.640	16.428	15.989	16.460	16.926	17.013	17.375	17.813	18.677
BDP za Republiku Srpsku ⁶⁾ , mil KM / GDP for RS ⁶⁾ , mln KM	6.547	7.352	8.491	8.236	8.318	8.682	8.585	8.761	8.847	9.153
BDP za Brčko Distrikt, mil KM / GDP for Brcko District, mln KM	471	553	586	555	568	601	595	607	644	692

1.3 UČEŠĆE ENTITETA U BDP BIH, 2006-2015
1.3 SHARE OF ENTITIES IN GDP OF BIH, 2006-2015

	2006	2007	2008	2009	2010	2011	2012	2013	2014	2015	%
BDP za BiH / GDP for BiH	100,00	100,00	100,00	100,00	100,00	100,00	100,00	100,00	100,00	100,00	
BDP za Federaciju BiH / GDP for FBiH	65,02	64,94	64,41	64,52	64,94	64,58	64,95	64,97	65,24	65,48	
BDP za Republiku Srpsku / GDP for RS	32,63	32,61	33,29	33,24	32,82	33,13	32,78	32,76	32,40	32,09	
BDP za Brčko Distrikt / GDP for Brcko District	2,35	2,45	2,30	2,24	2,24	2,29	2,27	2,27	2,36	2,43	

¹⁾ Izvor: Centralna banka BiH / Source: Central bank of BiH

²⁾ Izvor: Agencija za statistiku BiH; 2006-2012 preliminarni podaci / Source: Agency for statistics of BiH; preliminary data for 2006-2012

³⁾ Izvor: Agencija za statistiku BiH; 2013-2015 finalni podaci na temelju Popisa stanovništva 2013 / Source: Agency for statistics of BiH, 2013-2015 final data based on 2013 Census of Population

⁴⁾ Izvor: Bilten Centralne banke BiH / Source: Bulletin of Central bank of BiH

⁵⁾ Izvor: Bilten nacionalnih računa br.245 / Source: National Accounts Bulletin No 245

⁶⁾ Izvor: Statistika nacionalnih računa, Bilten broj 9 / Source: National Accounts, Bulletin No 9

2.1 BIH - BRUTO DODANA VRIJEDNOST PO DJELATNOSTIMA I BRUTO DOMAĆI PROIZVOD, tekuće cijene, 2006-2015
2.1 BIH - GROSS VALUE ADDED BY ACTIVITIES AND GROSS DOMESTIC PRODUCT, current prices, 2006-2015

000 KM

	Djelatnost	2006	2007	2008	2009	2010	2011	2012	2013	2014	2015
	Activities										
A	Poljoprivreda, šumarstvo i ribolov / Agriculture, forestry and fishing	1.614.151	1.735.690	1.837.467	1.752.993	1.721.526	1.771.137	1.608.584	1.831.889	1.626.871	1.781.452
B	Vađenje ruda i kamena / Mining and quarrying	354.360	428.290	505.257	494.716	484.560	572.671	589.546	580.228	549.085	564.841
	05 Vađenje ugljena i lignita / Mining of coal and lignite	242.191	292.969	347.822	363.355	351.064	411.260	427.469	413.006	396.259	394.616
	06 Vađenje sirove nafte i prirodnog plina / Extraction of crude petroleum and natural gas	-	-	-	-	-	-	-	-	-	-
	07 Vađenje metalnih ruda / Mining of metal ores	56.912	63.659	66.903	52.668	60.632	85.176	93.055	92.506	87.384	100.880
	08 Vađenje ostalih ruda i kamena / Other mining and quarrying	51.918	68.355	87.550	73.207	66.059	62.031	60.223	65.092	58.894	63.031
	09 Pomoćne uslužne djelatnosti u vađenju ruda i kamena / Mining support service activities	3.339	3.307	2.982	5.487	6.805	14.203	8.799	9.624	6.547	6.314
C	Prerađivačka industrija / Manufacturing	2.007.060	2.435.157	2.807.155	2.595.119	2.757.318	2.859.984	2.762.826	2.926.919	2.988.524	3.328.285
	10 Proizvodnja prehrambenih proizvoda / Manufacture of food products	365.988	423.762	464.383	496.816	504.807	504.929	503.315	504.776	526.035	545.591
	11 Proizvodnja pića / Manufacture of beverages	130.279	131.377	142.475	161.532	155.455	148.057	151.342	150.635	144.706	151.004
	12 Proizvodnja duhanskih proizvoda / Manufacture of tobacco products	49.428	48.958	51.316	52.325	37.215	36.889	29.804	26.341	19.740	19.611
	13 Proizvodnja tekstila / Manufacture of textiles	65.376	67.649	74.682	103.819	123.163	121.777	106.948	110.229	117.717	110.218
	14 Proizvodnja odjeće / Manufacture of wearing apparel	78.862	95.093	104.782	98.598	101.975	108.359	98.519	112.208	125.368	133.103
	15 Proizvodnja kože i srodnih proizvoda / Manufacture of leather and related products	79.893	83.708	100.541	91.127	107.293	113.606	133.573	146.233	175.283	172.501
	16 Prerada drva i proizvoda od drva i pluta, osim namještaja; proizvodnja predmeta od slame i pletarskih materijala / Manufacture of wood and of products of wood and cork, except furniture; manufacture of articles of straw and plaiting materials	165.642	200.369	217.545	176.116	184.608	170.462	199.505	220.203	229.340	237.828
	17 Proizvodnja papira i proizvoda od papira / Manufacture of paper and paper products	25.289	25.863	27.364	37.820	51.893	67.895	65.021	72.403	94.386	108.241
	18 Tiskanje i umnožavanje snimljenih zapisa / Printing and reproduction of recorded media	48.880	45.297	50.006	62.010	62.727	62.661	67.636	69.324	84.994	84.166
	19 Proizvodnja koks i rafiniranih naftnih proizvoda / Manufacture of coke and refined petroleum prod.	14.351	36.713	51.106	57.873	16.518	65.416	-103.293	-62.425	-80.201	9.777
	20 Proizvodnja kemikalija i kemijskih proizvoda / Manufacture of chemicals and chemical products	14.290	49.550	59.229	68.441	66.817	80.231	111.483	117.532	129.989	157.395
	21 Proizvodnja osnovnih farmaceutskih proizvoda i farmaceutskih preparata / Manufacture of basic pharmaceutical products and pharmaceutical preparations	39.606	43.593	44.430	52.218	44.914	47.895	71.246	69.192	84.844	79.440

BRUTO DOMAĆI PROIZVOD PREMA PROIZVODNOM, DOHODOVNOM I RASHODNOM PRISTUPU 2015.
GROSS DOMESTIC PRODUCT BY PRODUCTION, INCOME AND EXPENDITURE APPROACH 2015

nastavak/continued

000 KM

	Djelatnost	2006	2007	2008	2009	2010	2011	2012	2013	2014	2015
	Activities										
C											
22	Proizvodnja proizvoda od gume i plastičnih masa / <i>Manufacture of rubber and plastic products</i>	68.003	88.438	103.165	116.091	104.555	107.896	124.755	120.215	132.340	148.013
23	Proizvodnja ostalih nemetalnih mineralnih proizvoda / <i>Manufacture of other non-metallic mineral products</i>	187.031	218.510	275.641	234.016	211.993	186.950	173.457	180.959	170.035	168.160
24	Proizvodnja baznih metala / <i>Manufacture of basic metals</i>	189.499	269.382	283.709	105.008	261.047	300.154	227.891	223.082	169.707	241.895
25	Proizvodnja gotovih metalnih proizvoda, osim strojeva i opreme / <i>Manufacture of fabricated metal products, except machinery and equipment</i>	208.160	255.589	339.020	288.648	308.813	321.919	371.560	399.579	387.017	442.828
26	Proizvodnja računara te elektronskih i optičkih proizvoda / <i>Manufacture of computer, electronic and optical products</i>	24.906	35.548	44.265	33.790	29.633	27.361	23.359	25.096	20.187	21.137
27	Proizvodnja električne opreme / <i>Manufacture of electrical equipment</i>	36.109	36.881	51.257	46.826	58.067	51.140	58.021	65.559	69.315	73.979
28	Proizvodnja strojeva i uređaja, d.n. / <i>Manufacture of machinery and equipment, n.e.c.</i>	43.384	60.226	81.383	72.587	69.244	78.329	80.417	89.106	76.681	76.136
29	Proizvodnja motornih vozila, prikolica i poluprikolica / <i>Manufacture of motor vehicles, trailers, semi-trailers</i>	34.215	51.234	48.405	44.255	59.510	68.778	73.524	84.501	90.897	100.782
30	Proizvodnja ostalih prijevoznih sredstava / <i>Manufacture of other transport equipment</i>	2.460	3.208	5.209	5.533	1.376	1.796	1.436	1.962	1.717	1.273
31	Proizvodnja namještaja / <i>Manufacture of furniture</i>	93.189	106.748	112.113	112.487	116.735	112.449	113.258	116.329	132.181	144.052
32	Ostala prerađivačka industrija / <i>Other manufacturing</i>	21.106	26.402	35.537	20.657	23.439	21.563	26.192	28.386	27.007	30.405
33	Popravak i instaliranje strojeva i opreme / <i>Repair and installation of machinery and equip.</i>	21.115	31.059	39.592	56.525	55.521	53.473	53.858	55.494	59.236	70.751
D	Proizvodnja i opskrba električnom energijom, plinom, parom i klimatizacija / <i>Electricity, gas, steam and air conditioning supply</i>	778.595	719.333	973.854	1.012.822	1.059.414	1.023.253	970.535	1.129.643	1.094.504	1.108.549
E	Opskrba vodom; uklanjanje otpadnih voda, gospodarenje otpadom te djelatnosti sanacije okoliša / <i>Water supply; sewerage, waste management and remediation activities</i>	206.232	230.687	248.416	252.950	273.638	283.858	299.143	289.954	303.105	306.797
F	Građevinarstvo / <i>Construction</i>	853.433	1.075.944	1.368.291	1.303.234	1.099.464	1.058.689	1.023.046	1.021.711	1.095.372	1.124.860
G	Trgovina na veliko i malo; popravak motornih vozila i motocikala / <i>Wholesale and retail trade; repair of motor vehicles and motorcycles</i>	2.420.292	2.769.555	3.364.489	3.189.504	3.314.211	3.419.840	3.510.423	3.561.029	3.682.207	3.826.677
H	Prijevoz i skladištenje / <i>Transportation and storage</i>	663.488	744.028	839.535	795.092	822.967	858.857	887.182	919.965	990.559	1.029.208
I	Djelatnosti pružanja smještaja te pripreme i usluživanja hrane / <i>Accommodation and food service activities</i>	454.450	493.369	521.982	512.400	543.249	544.739	553.613	551.900	543.752	568.297

nastavak/continued

000 KM

	Djelatnost	2006	2007	2008	2009	2010	2011	2012	2013	2014	2015
	Activities										
J	Informacije i komunikacije / Information and communication	947.800	1.023.829	1.144.225	1.160.816	1.175.969	1.227.668	1.241.221	1.271.661	1.292.139	1.310.705
K	Financijske djelatnosti i djelatnosti osiguranja / Financial and insurance activities	696.188	858.659	894.962	917.101	940.388	994.945	979.742	980.338	987.283	1.030.711
L	Poslovanje nekretninama / Real estate activities	1.216.678	1.217.184	1.241.446	1.303.200	1.319.586	1.323.141	1.353.921	1.397.505	1.411.362	1.435.746
	Od toga: imputirana renta / Of which: imputed rent	1.114.312	1.112.128	1.128.851	1.164.414	1.164.877	1.163.989	1.179.352	1.223.963	1.222.855	1.220.480
M	Stručne, znanstvene i tehničke djelatnosti / Professional, scientific and technical activities	494.228	569.821	634.115	655.998	684.189	728.938	744.187	688.667	706.870	792.110
N	Administrativne i pomoćne uslužne djelatnosti / Administrative and support service activities	125.196	148.342	175.303	160.895	168.448	168.858	179.576	191.402	221.199	237.233
O	Javna uprava i obrana; obvezno socijalno osiguranje / Public administration and defence; compulsory social security	1.649.767	1.860.285	2.181.977	2.354.172	2.279.359	2.383.808	2.372.828	2.367.830	2.431.290	2.467.454
P	Obrazovanje / Education	792.990	911.632	1.122.137	1.168.320	1.186.691	1.259.124	1.271.332	1.259.378	1.301.494	1.315.734
Q	Djelatnosti zdravstvene i socijalne skrbi / Human health and social work activities	732.714	832.344	1.089.345	1.091.947	1.142.024	1.211.464	1.249.832	1.277.952	1.326.583	1.359.148
R	Umjetnost, zabava i rekreacija / Arts, entertainment and recreation	146.197	177.322	183.616	197.286	202.994	214.858	233.577	252.465	292.204	325.315
S	Ostale uslužne djelatnosti / Other service activities	231.677	258.351	302.911	296.423	304.733	307.655	309.754	306.727	320.913	327.094
T	Djelatnosti kućanstava kao poslodavaca / Activities of households as employers	-	-	-	-	-	-	-	-	-	-
U	Djelatnosti izvanteritorijalnih organizacija i tijela / Activities of extraterritorial organisations and bodies	-	-	-	-	-	-	-	-	-	-
	Ukupno sve djelatnosti / Total of activities	16.385.497	18.489.825	21.436.483	21.214.990	21.480.728	22.213.486	22.140.869	22.807.162	23.165.315	24.240.217
	FISIM (-)	468.589	626.870	682.945	675.832	674.924	735.407	707.773	700.964	697.988	729.866
	Bruto dodana vrijednost, bazne cijene / Gross value added, basic prices	15.916.908	17.862.955	20.753.538	20.539.158	20.805.804	21.478.079	21.433.096	22.106.199	22.467.327	23.510.351
	Porezi na proizvode i usluge i uvoz minus subvencije (+) / Taxes on products and services and import less subsidies (+)	4.143.291	4.681.556	4.750.724	4.240.772	4.540.688	4.731.548	4.759.960	4.636.886	4.837.032	5.012.157
	Bruto domaći proizvod (BDP) u tržišnim cijenama / Gross domestic product (GDP) at market prices	20.060.199	22.544.511	25.504.263	24.779.930	25.346.492	26.209.627	26.193.056	26.743.085	27.304.359	28.522.508

BRUTO DOMAĆI PROIZVOD PREMA PROIZVODNOM, DOHODOVNOM I RASHODNOM PRISTUPU 2015.
GROSS DOMESTIC PRODUCT BY PRODUCTION, INCOME AND EXPENDITURE APPROACH 2015

2.2 BIH - BRUTO DODANA VRIJEDNOST PO DJELATNOSTIMA I BRUTO DOMAĆI PROIZVOD, tekuće cijene, struktura
2.2 BIH - GROSS VALUE ADDED BY ACTIVITIES AND GROSS DOMESTIC PRODUCT, current prices, structure

%

	Djelatnost	2006	2007	2008	2009	2010	2011	2012	2013	2014	2015
	Activities										
A	Poljoprivreda, šumarstvo i ribolov / Agriculture, forestry and fishing	8,05	7,70	7,20	7,07	6,79	6,76	6,14	6,85	5,96	6,25
B	Vađenje ruda i kamena / Mining and quarrying	1,77	1,90	1,98	2,00	1,91	2,18	2,25	2,17	2,01	1,98
	05 Vađenje ugljena i lignita / Mining of coal and lignite	1,21	1,30	1,36	1,47	1,39	1,57	1,63	1,54	1,45	1,38
	06 Vađenje sirove nafte i prirodnog plina / Extraction of crude petroleum and natural gas	-	-	-	-	-	-	-	-	-	-
	07 Vađenje metalnih ruda / Mining of metal ores	0,28	0,28	0,26	0,21	0,24	0,32	0,36	0,35	0,32	0,35
	08 Vađenje ostalih ruda i kamena / Other mining and quarrying	0,26	0,30	0,34	0,30	0,26	0,24	0,23	0,24	0,22	0,22
	09 Pomoćne uslužne djelatnosti u vađenju ruda i kamena / Mining support service activities	0,02	0,01	0,01	0,02	0,03	0,05	0,03	0,04	0,02	0,02
C	Prerađivačka industrija / Manufacturing	10,01	10,80	11,01	10,47	10,88	10,91	10,55	10,94	10,95	11,67
	10 Proizvodnja prehrambenih proizvoda / Manufacture of food products	1,82	1,88	1,82	2,00	1,99	1,93	1,92	1,89	1,93	1,91
	11 Proizvodnja pića / Manufacture of beverages	0,65	0,58	0,56	0,65	0,61	0,56	0,58	0,56	0,53	0,53
	12 Proizvodnja duhanskih proizvoda / Manufacture of tobacco products	0,25	0,22	0,20	0,21	0,15	0,14	0,11	0,10	0,07	0,07
	13 Proizvodnja tekstila / Manufacture of textiles	0,33	0,30	0,29	0,42	0,49	0,46	0,41	0,41	0,43	0,39
	14 Proizvodnja odjeće / Manufacture of wearing apparel	0,39	0,42	0,41	0,40	0,40	0,41	0,38	0,42	0,46	0,47
	15 Proizvodnja kože i srodnih proizvoda / Manufacture of leather and related products	0,40	0,37	0,39	0,37	0,42	0,43	0,51	0,55	0,64	0,60
	16 Prerada drva i proizvoda od drva i pluta, osim namještaja; proizvodnja predmeta od slame i pletarskih materijala / Manufacture of wood and of products of wood and cork, except furniture; manufacture of articles of straw and plaiting materials	0,83	0,89	0,85	0,71	0,73	0,65	0,76	0,82	0,84	0,83
	17 Proizvodnja papira i proizvoda od papira / Manufacture of paper and paper products	0,13	0,11	0,11	0,15	0,20	0,26	0,25	0,27	0,35	0,38
	18 Tiskanje i umnožavanje snimljenih zapisa / Printing and reproduction of recorded media	0,24	0,20	0,20	0,25	0,25	0,24	0,26	0,26	0,31	0,30
	19 Proizvodnja koksa i rafiniranih naftnih proizvoda / Manufacture of coke and refined petroleum prod.	0,07	0,16	0,20	0,23	0,07	0,25	-0,39	-0,23	-0,29	0,03

nastavak/continued

%

	Djelatnost	2006	2007	2008	2009	2010	2011	2012	2013	2014	2015
	Activities										
C	20 Proizvodnja kemikalija i kemijskih proizvoda / <i>Manufacture of chemicals and chemical products</i>	0,07	0,22	0,23	0,28	0,26	0,31	0,43	0,44	0,48	0,55
	21 Proizvodnja osnovnih farmaceutskih proizvoda i farmaceutskih preparata / <i>Manufacture of basic pharmaceutical products and pharmaceutical preparations</i>	0,20	0,19	0,17	0,21	0,18	0,18	0,27	0,26	0,31	0,28
	22 Proizvodnja proizvoda od gume i plastičnih masa / <i>Manufacture of rubber and plastic products</i>	0,34	0,39	0,40	0,47	0,41	0,41	0,48	0,45	0,48	0,52
	23 Proizvodnja ostalih nemetalnih mineralnih proizvoda / <i>Manufacture of other non-metallic mineral products</i>	0,93	0,97	1,08	0,94	0,84	0,71	0,66	0,68	0,62	0,59
	24 Proizvodnja baznih metala / <i>Manufacture of basic metals</i>	0,94	1,19	1,11	0,42	1,03	1,15	0,87	0,83	0,62	0,85
	25 Proizvodnja gotovih metalnih proizvoda, osim strojeva i opreme / <i>Manufacture of fabricated metal products, except machinery and equipment</i>	1,04	1,13	1,33	1,16	1,22	1,23	1,42	1,49	1,42	1,55
	26 Proizvodnja računara te elektroničkih i optičkih proizvoda / <i>Manufacture of computer, electronic and optical products</i>	0,12	0,16	0,17	0,14	0,12	0,10	0,09	0,09	0,07	0,07
	27 Proizvodnja električne opreme / <i>Manufacture of electrical equipment</i>	0,18	0,16	0,20	0,19	0,23	0,20	0,22	0,25	0,25	0,26
	28 Proizvodnja strojeva i uređaja, d.n. / <i>Manufacture of machinery and equipment, n.e.c.</i>	0,22	0,27	0,32	0,29	0,27	0,30	0,31	0,33	0,28	0,27
	29 Proizvodnja motornih vozila, prikolica i poluprikolica / <i>Manufacture of motor vehicles, trailers, semi-trailers</i>	0,17	0,23	0,19	0,18	0,23	0,26	0,28	0,32	0,33	0,35
	30 Proizvodnja ostalih prijevoznih sredstava / <i>Manufacture of other transport equipment</i>	0,01	0,01	0,02	0,02	0,01	0,01	0,01	0,01	0,01	0,00
	31 Proizvodnja namještaja / <i>Manufacture of furniture</i>	0,46	0,47	0,44	0,45	0,46	0,43	0,43	0,43	0,48	0,51
	32 Ostala prerađivačka industrija / <i>Other manufacturing</i>	0,11	0,12	0,14	0,08	0,09	0,08	0,10	0,11	0,10	0,11
33 Popravak i instaliranje strojeva i opreme / <i>Repair and installation of machinery and equip.</i>	0,11	0,14	0,16	0,23	0,22	0,20	0,21	0,21	0,22	0,25	
D	Proizvodnja i opskrba električnom energijom, plinom, parom i klimatizacija / <i>Electricity, gas, steam and air conditioning supply</i>	3,88	3,19	3,82	4,09	4,18	3,90	3,71	4,22	4,01	3,89
E	Opskrba vodom; uklanjanje otpadnih voda, gospodarenje otpadom te djelatnosti sanacije okoliša / <i>Water supply; sewerage, waste management and remediation activities</i>	1,03	1,02	0,97	1,02	1,08	1,08	1,14	1,08	1,11	1,08
F	Građevinarstvo / <i>Construction</i>	4,25	4,77	5,36	5,26	4,34	4,04	3,91	3,82	4,01	3,94

BRUTO DOMAĆI PROIZVOD PREMA PROIZVODNOM, DOHODOVNOM I RASHODNOM PRISTUPU 2015.
GROSS DOMESTIC PRODUCT BY PRODUCTION, INCOME AND EXPENDITURE APPROACH 2015

nastavak/continued

%

	Djelatnost	2006	2007	2008	2009	2010	2011	2012	2013	2014	2015
	Activities										
G	Trgovina na veliko i malo; popravak motornih vozila i motocikala / Wholesale and retail trade; repair of motor vehicles and motorcycles	12,07	12,28	13,19	12,87	13,08	13,05	13,40	13,32	13,49	13,42
H	Prijevoz i skladištenje / Transportation and storage	3,31	3,30	3,29	3,21	3,25	3,28	3,39	3,44	3,63	3,61
I	Djelatnosti pružanja smještaja te pripreme i usluživanja hrane / Accommodation and food service activities	2,27	2,19	2,05	2,07	2,14	2,08	2,11	2,06	1,99	1,99
J	Informacije i komunikacije / Information and communication	4,72	4,54	4,49	4,68	4,64	4,68	4,74	4,76	4,73	4,60
K	Financijske djelatnosti i djelatnosti osiguranja / Financial and insurance activities	3,47	3,81	3,51	3,70	3,71	3,80	3,74	3,67	3,62	3,61
L	Poslovanje nekretninama / Real estate activities	6,07	5,40	4,87	5,26	5,21	5,05	5,17	5,23	5,17	5,03
	Od toga: imputirana renta / Of which: imputed rent	5,55	4,93	4,43	4,70	4,60	4,44	4,50	4,58	4,48	4,28
M	Stručne, znanstvene i tehničke djelatnosti / Professional, scientific and technical activities	2,46	2,53	2,49	2,65	2,70	2,78	2,84	2,58	2,59	2,78
N	Administrativne i pomoćne uslužne djelatnosti / Administrative and support service activities	0,62	0,66	0,69	0,65	0,66	0,64	0,69	0,72	0,81	0,83
O	Javna uprava i obrana; obvezno socijalno osiguranje / Public administration and defence; compulsory social security	8,22	8,25	8,56	9,50	8,99	9,10	9,06	8,85	8,90	8,65
P	Obrazovanje / Education	3,95	4,04	4,40	4,71	4,68	4,80	4,85	4,71	4,77	4,61
Q	Djelatnosti zdravstvene i socijalne skrbi / Human health and social work activities	3,65	3,69	4,27	4,41	4,51	4,62	4,77	4,78	4,86	4,77
R	Umjetnost, zabava i rekreacija / Arts, entertainment and recreation	0,73	0,79	0,72	0,80	0,80	0,82	0,89	0,94	1,07	1,14
S	Ostale uslužne djelatnosti / Other service activities	1,15	1,15	1,19	1,20	1,20	1,17	1,18	1,15	1,18	1,15
T	Djelatnosti kućanstava kao poslodavaca / Activities of households as employers	-	-	-	-	-	-	-	-	-	-
U	Djelatnosti izvanteritorijalnih organizacija i tijela / Activities of extraterritorial organisations and bodies	-	-	-	-	-	-	-	-	-	-
	Ukupno sve djelatnosti / Total of activities	81,68	82,01	84,05	85,61	84,75	84,75	84,53	85,28	84,84	84,99
	FISIM (-)	2,34	2,78	2,68	2,73	2,66	2,81	2,70	2,62	2,56	2,56
	Bruto dodana vrijednost, bazne cijene / Gross value added, basic prices	79,35	79,23	81,37	82,89	82,09	81,95	81,83	82,66	82,28	82,43
	Porezi na proizvode i usluge i uvoz minus subvencije (+) / Taxes on products and services and import less subsidies (+)	20,65	20,77	18,63	17,11	17,91	18,05	18,17	17,34	17,72	17,57
	Bruto domaći proizvod (BDP) u tržišnim cijenama / Gross domestic product (GDP) at market prices	100,00	100,00	100,00	100,00	100,00	100,00	100,00	100,00	100,00	100,00

2.3 BIH - BRUTO DODANA VRIJEDNOST PO DJELATNOSTIMA I BRUTO DOMAĆI PROIZVOD, tekuće cijene, nominalni indeksi
2.3 BIH - GROSS VALUE ADDED BY ACTIVITIES AND GROSS DOMESTIC PRODUCT, current prices, nominal indices

Djelatnost		2007	2008	2009	2010	2011	2012	2013	2014	2015
Activities										
A	Poljoprivreda, šumarstvo i ribolov / Agriculture, forestry and fishing	107,53	105,86	95,40	98,20	102,88	90,82	113,88	88,81	109,50
B	Vađenje ruda i kamena / Mining and quarrying	120,86	117,97	97,91	97,95	118,18	102,95	98,42	94,63	102,87
	05 Vađenje ugljena i lignita / <i>Mining of coal and lignite</i>	120,97	118,72	104,47	96,62	117,15	103,94	96,62	95,95	99,59
	06 Vađenje sirove nafte i prirodnog plina / <i>Extraction of crude petroleum and natural gas</i>	-	-	-	-	-	-	-	-	-
	07 Vađenje metalnih ruda / <i>Mining of metal ores</i>	111,86	105,10	78,72	115,12	140,48	109,25	99,41	94,46	115,44
	08 Vađenje ostalih ruda i kamena / <i>Other mining and quarrying</i>	131,66	128,08	83,62	90,24	93,90	97,09	108,08	90,48	107,03
	09 Pomoćne uslužne djelatnosti u vađenju ruda i kamena / <i>Mining support service activities</i>	99,04	90,17	184,00	124,02	208,71	61,95	109,38	68,03	96,44
C	Prerađivačka industrija / Manufacturing	121,33	115,28	92,45	106,25	103,72	96,60	105,94	102,10	111,37
	10 Proizvodnja prehrambenih proizvoda / <i>Manufacture of food products</i>	115,79	109,59	106,98	101,61	100,02	99,68	100,29	104,21	103,72
	11 Proizvodnja pića / <i>Manufacture of beverages</i>	100,84	108,45	113,38	96,24	95,24	102,22	99,53	96,06	104,35
	12 Proizvodnja duhanskih proizvoda / <i>Manufacture of tobacco products</i>	99,05	104,82	101,97	71,12	99,12	80,79	88,38	74,94	99,35
	13 Proizvodnja tekstila / <i>Manufacture of textiles</i>	103,48	110,40	139,01	118,63	98,87	87,82	103,07	106,79	93,63
	14 Proizvodnja odjeće / <i>Manufacture of wearing apparel</i>	120,58	110,19	94,10	103,42	106,26	90,92	113,89	111,73	106,17
	15 Proizvodnja kože i srodnih proizvoda / <i>Manufacture of leather and related products</i>	104,78	120,11	90,64	117,74	105,88	117,58	109,48	119,87	98,41
	16 Prerada drva i proizvoda od drva i pluta, osim namještaja; proizvodnja predmeta od slame i pletarskih materijala / <i>Manufacture of wood and of products of wood and cork, except furniture; manufacture of articles of straw and plaiting materials</i>	120,97	108,57	80,96	104,82	92,34	117,04	110,37	104,15	103,70
	17 Proizvodnja papira i proizvoda od papira / <i>Manufacture of paper and paper products</i>	102,27	105,81	138,21	137,21	130,84	95,77	111,35	130,36	114,68
	18 Tiskanje i umnožavanje snimljenih zapisa / <i>Printing and reproduction of recorded media</i>	92,67	110,40	124,00	101,16	99,89	107,94	102,50	122,60	99,03
	19 Proizvodnja koksa i rafiniranih naftnih proizvoda / <i>Manufacture of coke and refined petroleum prod.</i>	255,83	139,20	113,24	28,54	396,02	-	-	-	-12,19

BRUTO DOMAĆI PROIZVOD PREMA PROIZVODNOM, DOHODOVNOM I RASHODNOM PRISTUPU 2015.
GROSS DOMESTIC PRODUCT BY PRODUCTION, INCOME AND EXPENDITURE APPROACH 2015

nastavak/continued

	Djelatnost	2007	2008	2009	2010	2011	2012	2013	2014	2015
	Activities									
C										
20	Proizvodnja kemikalija i kemijskih proizvoda / <i>Manufacture of chemicals and chemical products</i>	346,74	119,53	115,55	97,63	120,08	138,95	105,43	110,60	121,08
21	Proizvodnja osnovnih farmaceutskih proizvoda i farmaceutskih preparata / <i>Manufacture of basic pharmaceutical products and pharmaceutical preparations</i>	110,07	101,92	117,53	86,01	106,64	148,75	97,12	122,62	93,63
22	Proizvodnja proizvoda od gume i plastičnih masa / <i>Manufacture of rubber and plastic products</i>	130,05	116,65	112,53	90,06	103,20	115,62	96,36	110,09	111,84
23	Proizvodnja ostalih nemetalnih mineralnih proizvoda / <i>Manufacture of other non-metallic mineral products</i>	116,83	126,15	84,90	90,59	88,19	92,78	104,33	93,96	98,90
24	Proizvodnja baznih metala / <i>Manufacture of basic metals</i>	142,15	105,32	37,01	248,60	114,98	75,92	97,89	76,07	142,54
25	Proizvodnja gotovih metalnih proizvoda, osim strojeva i opreme / <i>Manufacture of fabricated metal products, except machinery and equipment</i>	122,79	132,64	85,14	106,99	104,24	115,42	107,54	96,86	114,42
26	Proizvodnja računara te elektroničkih i optičkih proizvoda / <i>Manufacture of computer, electronic and optical products</i>	142,73	124,52	76,34	87,70	92,33	85,37	107,44	80,44	104,70
27	Proizvodnja električne opreme / <i>Manufacture of electrical equipment</i>	102,14	138,98	91,36	124,00	88,07	113,46	112,99	105,73	106,73
28	Proizvodnja strojeva i uređaja, d.n. / <i>Manufacture of machinery and equipment, n.e.c.</i>	138,82	135,13	89,19	95,40	113,12	102,67	110,81	86,06	99,29
29	Proizvodnja motornih vozila, prikolica i poluprikolica / <i>Manufacture of motor vehicles, trailers, semi-trailers</i>	149,74	94,48	91,43	134,47	115,57	106,90	114,93	107,57	110,87
30	Proizvodnja ostalih prijevoznih sredstava / <i>Manufacture of other transport equipment</i>	130,42	162,38	106,22	24,88	130,50	79,97	136,61	87,52	74,14
31	Proizvodnja namještaja / <i>Manufacture of furniture</i>	114,55	105,03	100,33	103,78	96,33	100,72	102,71	113,63	108,98
32	Ostala prerađivačka industrija / <i>Other manufacturing</i>	125,09	134,60	58,13	113,47	92,00	121,47	108,38	95,14	112,58
33	Popravak i instaliranje strojeva i opreme / <i>Repair and installation of machinery and equip.</i>	147,09	127,47	142,77	98,22	96,31	100,72	103,04	106,74	119,44
D	Proizvodnja i opskrba električnom energijom, plinom, parom i klimatizacija / <i>Electricity, gas, steam and air conditioning supply</i>	92,39	135,38	104,00	104,60	96,59	94,85	116,39	96,89	101,28
E	Opskrba vodom; uklanjanje otpadnih voda, gospodarenje otpadom te djelatnosti sanacije okoliša / <i>Water supply; sewerage, waste management and remediation activities</i>	111,86	107,69	101,83	108,18	103,73	105,38	96,93	104,54	101,22
F	Građevinarstvo / <i>Construction</i>	126,07	127,17	95,25	84,36	96,29	96,63	99,87	107,21	102,69
G	Trgovina na veliko i malo; popravak motornih vozila i motocikala / <i>Wholesale and retail trade; repair of motor vehicles and motorcycles</i>	114,43	121,48	94,80	103,91	103,19	102,65	101,44	103,40	103,92
H	Prijevoz i skladištenje / <i>Transportation and storage</i>	112,14	112,84	94,71	103,51	104,36	103,30	103,70	107,67	103,90
I	Djelatnosti pružanja smještaja te pripreme i usluživanja hrane / <i>Accommodation and food service activities</i>	108,56	105,80	98,16	106,02	100,27	101,63	99,69	98,52	104,51

nastavak/continued

	Djelatnost	2007	2008	2009	2010	2011	2012	2013	2014	2015
	Activities									
J	Informacije i komunikacije / <i>Information and communication</i>	108,02	111,76	101,45	101,31	104,40	101,10	102,45	101,61	101,44
K	Financijske djelatnosti i djelatnosti osiguranja / <i>Financial and insurance activities</i>	123,34	104,23	102,47	102,54	105,80	98,47	100,06	100,71	104,40
L	Poslovanje nekretninama / <i>Real estate activities</i>	100,04	101,99	104,97	101,26	100,27	102,33	103,22	100,99	101,73
	Od toga: imputirana renta / Of which: imputed rent	99,80	101,50	103,15	100,04	99,92	101,32	103,78	99,91	99,81
M	Stručne, znanstvene i tehničke djelatnosti / <i>Professional, scientific and technical activities</i>	115,30	111,28	103,45	104,30	106,54	102,09	92,54	102,64	112,06
N	Administrativne i pomoćne uslužne djelatnosti / <i>Administrative and support service activities</i>	118,49	118,17	91,78	104,69	100,24	106,35	106,59	115,57	107,25
O	Javna uprava i obrana; obvezno socijalno osiguranje / <i>Public administration and defence; compulsory social security</i>	112,76	117,29	107,89	96,82	104,58	99,54	99,79	102,68	101,49
P	Obrazovanje / <i>Education</i>	114,96	123,09	104,12	101,57	106,10	100,97	99,06	103,34	101,09
Q	Djelatnosti zdravstvene i socijalne skrbi / <i>Human health and social work activities</i>	113,60	130,88	100,24	104,59	106,08	103,17	102,25	103,81	102,45
R	Umjetnost, zabava i rekreacija / <i>Arts, entertainment and recreation</i>	121,29	103,55	107,45	102,89	105,84	108,71	108,09	115,74	111,33
S	Ostale uslužne djelatnosti / <i>Other service activities</i>	111,51	117,25	97,86	102,80	100,96	100,68	99,02	104,63	101,93
T	Djelatnosti kućanstava kao poslodavaca / <i>Activities of households as employers</i>	-	-	-	-	-	-	-	-	-
U	Djelatnosti izvanteritorijalnih organizacija i tijela / <i>Activities of extraterritorial organisations and bodies</i>	-	-	-	-	-	-	-	-	-
	Ukupno sve djelatnosti / Total of activities	112,84	115,94	98,97	101,25	103,41	99,67	103,01	101,57	104,64
	FISIM (-)	133,78	108,95	98,96	99,87	108,96	96,24	99,04	99,58	104,57
	Bruto dodana vrijednost, bazne cijene / Gross value added, basic prices	112,23	116,18	98,97	101,30	103,23	99,79	103,14	101,63	104,64
	Porezi na proizvode i usluge i uvoz minus subvencije (+) / Taxes on products and services and import less subsidies (+)	112,99	101,48	89,27	107,07	104,20	100,60	97,41	104,32	103,62
	Bruto domaći proizvod (BDP) u tržišnim cijenama / Gross domestic product (GDP) at market prices	112,38	113,13	97,16	102,29	103,41	99,94	102,10	102,10	104,46

BRUTO DOMAĆI PROIZVOD PREMA PROIZVODNOM, DOHODOVNOM I RASHODNOM PRISTUPU 2015.
GROSS DOMESTIC PRODUCT BY PRODUCTION, INCOME AND EXPENDITURE APPROACH 2015

3.1 BIH - RAČUN PROIZVODNJE PO DJELATNOSTIMA U 2014. GODINI, tekuće cijene
3.1 BIH - PRODUCTION ACCOUNT BY ACTIVITIES IN 2014, current prices

000 KM

	Djelatnost	Bruto proizvodnja	Međufazna potrošnja	Bruto dodana vrijednost
	Activities	Output	Intermediate consumption	Gross value added
A	Poljoprivreda, šumarstvo i ribolov / Agriculture, forestry and fishing	3.788.461	2.161.590	1.626.871
B	Vađenje ruda i kamena / Mining and quarrying	936.728	387.644	549.085
	05 Vađenje ugljena i lignita / Mining of coal and lignite	620.199	223.940	396.259
	06 Vađenje sirove nafte i prirodnog plina / Extraction of crude petroleum and natural gas	-	-	-
	07 Vađenje metalnih ruda / Mining of metal ores	160.102	72.718	87.384
	08 Vađenje ostalih ruda i kamena / Other mining and quarrying	146.728	87.834	58.894
	09 Pomoćne uslužne djelatnosti u vađenju ruda i kamena / Mining support service activities	9.699	3.152	6.547
C	Prerađivačka industrija / Manufacturing	12.483.650	9.495.126	2.988.524
	10 Proizvodnja prehrambenih proizvoda / Manufacture of food products	2.280.726	1.754.692	526.035
	11 Proizvodnja pića / Manufacture of beverages	363.262	218.556	144.706
	12 Proizvodnja duhanskih proizvoda / Manufacture of tobacco products	65.611	45.871	19.740
	13 Proizvodnja tekstila / Manufacture of textiles	561.472	443.755	117.717
	14 Proizvodnja odjeće / Manufacture of wearing apparel	242.267	116.899	125.368
	15 Proizvodnja kože i srodnih proizvoda / Manufacture of leather and related products	405.865	230.581	175.283
	16 Prerada drva i proizvoda od drva i pluta, osim namještaja; proizvodnja predmeta od slame i pletarskih materijala / Manufacture of wood and of products of wood and cork, except furniture; manufacture of articles of straw and plaiting materials	839.209	609.869	229.340
	17 Proizvodnja papira i proizvoda od papira / Manufacture of paper and paper products	353.829	259.443	94.386
	18 Tiskanje i umnožavanje snimljenih zapisa / Printing and reproduction of recorded media	190.561	105.567	84.994
	19 Proizvodnja koksa i rafiniranih naftnih proizvoda / Manufacture of coke and refined petroleum products	1.375.919	1.456.120	-80.201
	20 Proizvodnja kemikalija i kemijskih proizvoda / Manufacture of chemicals and chemical products	365.392	235.403	129.989
	21 Proizvodnja osnovnih farmaceutskih proizvoda i farmaceutskih preparata / Manufacture of basic pharmaceutical products and pharmaceutical preparations	160.301	75.458	84.844
	22 Proizvodnja proizvoda od gume i plastičnih masa / Manufacture of rubber and plastic products	514.398	382.058	132.340
	23 Proizvodnja ostalih nemetalnih mineralnih proizvoda / Manufacture of other non-metallic mineral products	466.991	296.956	170.035
	24 Proizvodnja baznih metala / Manufacture of basic metals	1.637.384	1.467.676	169.707

nastavak/continued

000 KM

	Djelatnost	Bruto proizvodnja	Međufazna potrošnja	Bruto dodana vrijednost	
	Activities	Output	Intermediate consumption	Gross value added	
C	25	Proizvodnja gotovih metalnih proizvoda, osim strojeva i opreme / <i>Manufacture of fabricated metal products, except machinery and equipment</i>	1.092.984	705.967	387.017
	26	Proizvodnja računara te elektroničkih i optičkih proizvoda / <i>Manufacture of computer, electronic and optical products</i>	50.395	30.208	20.187
	27	Proizvodnja električne opreme / <i>Manufacture of electrical equipment</i>	286.943	217.627	69.315
	28	Proizvodnja strojeva i uređaja, d.n. / <i>Manufacture of machinery and equipment, n.e.c.</i>	213.784	137.104	76.681
	29	Proizvodnja motornih vozila, prikolica i poluprikolica / <i>Manufacture of motor vehicles, trailers, semi-trailers</i>	387.798	296.901	90.897
	30	Proizvodnja ostalih prijevoznih sredstava / <i>Manufacture of other transport equipment</i>	3.279	1.562	1.717
	31	Proizvodnja namještaja / <i>Manufacture of furniture</i>	451.014	318.832	132.181
	32	Ostala prerađivačka industrija / <i>Other manufacturing</i>	57.180	30.173	27.007
	33	Popravak i instaliranje strojeva i opreme / <i>Repair and installation of machinery and equipment</i>	117.086	57.849	59.236
D	Proizvodnja i opskrba električnom energijom, plinom, parom i klimatizacija / <i>Electricity, gas, steam and air conditioning supply</i>	2.043.787	949.283	1.094.504	
E	Opskrba vodom; uklanjanje otpadnih voda, gospodarenje otpadom te djelatnosti sanacije okoliša / <i>Water supply; sewerage, waste management and remediation activities</i>	600.049	296.945	303.105	
F	Građevinarstvo / <i>Construction</i>	3.449.007	2.353.636	1.095.372	
G	Trgovina na veliko i malo; popravak motornih vozila i motocikala / <i>Wholesale and retail trade; repair of motor vehicles and motorcycles</i>	6.418.188	2.735.981	3.682.207	
H	Prijevoz i skladištenje / <i>Transportation and storage</i>	2.101.040	1.110.481	990.559	
I	Djelatnosti pružanja smještaja te pripreme i usluživanja hrane / <i>Accommodation and food service activities</i>	1.006.159	462.407	543.752	
J	Informacije i komunikacije / <i>Information and communication</i>	2.089.892	797.753	1.292.139	
K	Financijske djelatnosti i djelatnosti osiguranja / <i>Financial and insurance activities</i>	1.542.356	555.072	987.283	
L	Poslovanje nekretninama / <i>Real estate activities</i>	1.717.191	305.829	1.411.362	
	Od toga: imputirana renta / <i>Of which: imputed rent</i>	1.438.408	215.554	1.222.855	
M	Stručne, znanstvene i tehničke djelatnosti / <i>Professional, scientific and technical activities</i>	1.333.032	626.162	706.870	
N	Administrativne i pomoćne uslužne djelatnosti / <i>Administrative and support service activities</i>	423.258	202.059	221.199	
O	Javna uprava i obrana; obvezno socijalno osiguranje / <i>Public administration and defence; compulsory social security</i>	3.251.052	819.763	2.431.290	
P	Obrazovanje / <i>Education</i>	1.487.796	186.302	1.301.494	
Q	Djelatnosti zdravstvene i socijalne skrbi / <i>Human health and social work activities</i>	1.821.820	495.237	1.326.583	

BRUTO DOMAĆI PROIZVOD PREMA PROIZVODNOM, DOHODOVNOM I RASHODNOM PRISTUPU 2015.
GROSS DOMESTIC PRODUCT BY PRODUCTION, INCOME AND EXPENDITURE APPROACH 2015

nastavak/continued

000 KM

	Djelatnost	Bruto proizvodnja	Međufazna potrošnja	Bruto dodana vrijednost
	<i>Activities</i>	<i>Output</i>	<i>Intermediate consumption</i>	<i>Gross value added</i>
R	Umjetnost, zabava i rekreacija / Arts, entertainment and recreation	755.809	463.605	292.204
S	Ostale uslužne djelatnosti / Other service activities	548.147	227.234	320.913
T	Djelatnosti kućanstva kao poslodavaca / Activities of households as employers	-	-	-
U	Djelatnosti izvanteritorijalnih organizacija i tijela / Activities of extraterritorial organisations and bodies	-	-	-
	Ukupno sve djelatnosti / Total of activities	47.797.423	24.632.108	23.165.315
	FISIM		697.988	-697.988
	Bruto dodana vrijednost, bazne cijene / Gross value added, basic prices	47.797.423	25.330.095	22.467.327
	Porezi na proizvode i usluge i uvoz minus subvencije (+) / <i>Taxes on products and services and import less subsidies (+)</i>			4.837.032
	Bruto domaći proizvod (BDP) u tržišnim cijenama / Gross domestic product (GDP) at market prices			27.304.359

3.2 BIH - RAČUN PROIZVODNJE PO DJELATNOSTIMA U 2015. GODINI, tekuće cijene
3.2 BIH - PRODUCTION ACCOUNT BY ACTIVITIES IN 2015, current prices

000 KM

	Djelatnost	Bruto proizvodnja	Međufazna potrošnja	Bruto dodana vrijednost
	Activities	Output	Intermediate consumption	Gross value added
A	Poljoprivreda, šumarstvo i ribolov / Agriculture, forestry and fishing	3.998.968	2.217.516	1.781.452
B	Vađenje ruda i kamena / Mining and quarrying	926.762	361.921	564.841
	05 Vađenje ugljena i lignita / Mining of coal and lignite	595.409	200.793	394.616
	06 Vađenje sirove nafte i prirodnog plina / Extraction of crude petroleum and natural gas	0	0	0
	07 Vađenje metalnih ruda / Mining of metal ores	183.281	82.401	100.880
	08 Vađenje ostalih ruda i kamena / Other mining and quarrying	137.845	74.814	63.031
	09 Pomoćne uslužne djelatnosti u vađenju ruda i kamena / Mining support service activities	10.227	3.913	6.314
C	Prerađivačka industrija / Manufacturing	13.049.119	9.720.833	3.328.285
	10 Proizvodnja prehrambenih proizvoda / Manufacture of food products	2.588.043	2.042.452	545.591
	11 Proizvodnja pića / Manufacture of beverages	387.812	236.807	151.004
	12 Proizvodnja duhanskih proizvoda / Manufacture of tobacco products	68.598	48.987	19.611
	13 Proizvodnja tekstila / Manufacture of textiles	528.819	418.602	110.218
	14 Proizvodnja odjeće / Manufacture of wearing apparel	238.549	105.446	133.103
	15 Proizvodnja kože i srodnih proizvoda / Manufacture of leather and related products	385.418	212.917	172.501
	16 Prerada drva i proizvoda od drva i pluta, osim namještaja; proizvodnja predmeta od slame i pletarskih materijala / Manufacture of wood and of products of wood and cork, except furniture; manufacture of articles of straw and plaiting materials	909.091	671.263	237.828
	17 Proizvodnja papira i proizvoda od papira / Manufacture of paper and paper products	401.201	292.960	108.241
	18 Tiskanje i umnožavanje snimljenih zapisa / Printing and reproduction of recorded media	195.110	110.944	84.166
	19 Proizvodnja koksa i rafiniranih naftnih proizvoda / Manufacture of coke and refined petroleum products	1.066.412	1.056.635	9.777
	20 Proizvodnja kemikalija i kemijskih proizvoda / Manufacture of chemicals and chemical products	427.257	269.861	157.395
	21 Proizvodnja osnovnih farmaceutskih proizvoda i farmaceutskih preparata / Manufacture of basic pharmaceutical products and pharmaceutical preparations	164.699	85.259	79.440
	22 Proizvodnja proizvoda od gume i plastičnih masa / Manufacture of rubber and plastic products	539.195	391.182	148.013
	23 Proizvodnja ostalih nemetalnih mineralnih proizvoda / Manufacture of other non-metallic mineral products	470.880	302.720	168.160
	24 Proizvodnja baznih metala / Manufacture of basic metals	1.647.522	1.405.626	241.895
	25 Proizvodnja gotovih metalnih proizvoda, osim strojeva i opreme / Manufacture of fabricated metal products, except machinery and equipment	1.287.124	844.297	442.828

BRUTO DOMAĆI PROIZVOD PREMA PROIZVODNOM, DOHODOVNOM I RASHODNOM PRISTUPU 2015.
GROSS DOMESTIC PRODUCT BY PRODUCTION, INCOME AND EXPENDITURE APPROACH 2015

nastavak/continued

000 KM

	Djelatnost	Bruto proizvodnja	Međufazna potrošnja	Bruto dodana vrijednost	
	Activities	Output	Intermediate consumption	Gross value added	
C	26	Proizvodnja računara te elektroničkih i optičkih proizvoda / <i>Manufacture of computer, electronic and optical products</i>	52.978	31.841	21.137
	27	Proizvodnja električne opreme / <i>Manufacture of electrical equipment</i>	323.443	249.463	73.979
	28	Proizvodnja strojeva i uređaja, d.n. / <i>Manufacture of machinery and equipment, n.e.c.</i>	206.755	130.618	76.136
	29	Proizvodnja motornih vozila, prikolica i poluprikolica / <i>Manufacture of motor vehicles, trailers, semi-trailers</i>	463.960	363.178	100.782
	30	Proizvodnja ostalih prijevoznih sredstava / <i>Manufacture of other transport equipment</i>	3.748	2.475	1.273
	31	Proizvodnja namještaja / <i>Manufacture of furniture</i>	491.783	347.731	144.052
	32	Ostala prerađivačka industrija / <i>Other manufacturing</i>	65.593	35.189	30.405
	33	Popravak i instaliranje strojeva i opreme / <i>Repair and installation of machinery and equipment</i>	135.129	64.378	70.751
D	Proizvodnja i opskrba električnom energijom, plinom, parom i klimatizacija / <i>Electricity, gas, steam and air conditioning supply</i>	2.036.298	927.749	1.108.549	
E	Opskrba vodom; uklanjanje otpadnih voda, gospodarenje otpadom te djelatnosti sanacije okoliša / <i>Water supply; sewerage, waste management and remediation activities</i>	571.863	265.066	306.797	
F	Građevinarstvo / <i>Construction</i>	3.250.736	2.125.875	1.124.860	
G	Trgovina na veliko i malo; popravak motornih vozila i motocikala / <i>Wholesale and retail trade; repair of motor vehicles and motorcycles</i>	6.634.471	2.807.794	3.826.677	
H	Prijevoz i skladištenje / <i>Transportation and storage</i>	2.128.611	1.099.403	1.029.208	
I	Djelatnosti pružanja smještaja te pripreme i usluživanja hrane / <i>Accommodation and food service activities</i>	1.061.345	493.048	568.297	
J	Informacije i komunikacije / <i>Information and communication</i>	2.080.988	770.283	1.310.705	
K	Financijske djelatnosti i djelatnosti osiguranja / <i>Financial and insurance activities</i>	1.602.744	572.033	1.030.711	
L	Poslovanje nekretninama / <i>Real estate activities</i>	1.755.947	320.201	1.435.746	
	Od toga: imputirana renta / <i>Of which: imputed rent</i>	1.435.613	215.133	1.220.480	
M	Stručne, znanstvene i tehničke djelatnosti / <i>Professional, scientific and technical activities</i>	1.480.698	688.588	792.110	
N	Administrativne i pomoćne uslužne djelatnosti / <i>Administrative and support service activities</i>	442.574	205.341	237.233	
O	Javna uprava i obrana; obvezno socijalno osiguranje / <i>Public administration and defence; compulsory social security</i>	3.295.311	827.857	2.467.454	
P	Obrazovanje / <i>Education</i>	1.509.803	194.068	1.315.734	
Q	Djelatnosti zdravstvene i socijalne skrbi / <i>Human health and social work activities</i>	1.863.455	504.307	1.359.148	
R	Umjetnost, zabava i rekreacija / <i>Arts, entertainment and recreation</i>	1.114.454	789.139	325.315	
S	Ostale uslužne djelatnosti / <i>Other service activities</i>	546.826	219.732	327.094	

nastavak/continued

000 KM

	Djelatnost	Bruto proizvodnja	Međufazna potrošnja	Bruto dodana vrijednost
	Activities	Output	Intermediate consumption	Gross value added
T	Djelatnosti kućanstava kao poslodavaca / Activities of households as employers	-	-	-
U	Djelatnosti izvanteritorijalnih organizacija i tijela / Activities of extraterritorial organisations and bodies	-	-	-
	Ukupno sve djelatnosti / Total of activities	49.350.972	25.110.755	24.240.217
	FISIM		729.866	-729.866
	Bruto dodana vrijednost, bazne cijene / Gross value added, basic prices	49.350.972	25.840.621	23.510.351
	Porezi na proizvode i usluge i uvoz minus subvencije (+) / Taxes on products and services and import less subsidies (+)			5.012.157
	Bruto domaći proizvod (BDP) u tržišnim cijenama / Gross domestic product (GDP) at market prices			28.522.508

BRUTO DOMAĆI PROIZVOD PREMA PROIZVODNOM, DOHODOVNOM I RASHODNOM PRISTUPU 2015.
GROSS DOMESTIC PRODUCT BY PRODUCTION, INCOME AND EXPENDITURE APPROACH 2015

4.1 BIH - BRUTO DODANA VRIJEDNOST PO DJELATNOSTIMA I BRUTO DOMAĆI PROIZVOD, stalne cijene
(u cijenama prethodne godine)

4.1 BIH - GROSS VALUE ADDED BY ACTIVITIES AND GROSS DOMESTIC PRODUCT, at constant prices
(at prices of the previous year)

000 KM

Djelatnost	2007	2008	2009	2010	2011	2012	2013	2014	2015
Activities									
A Poljoprivreda, šumarstvo i ribolov / <i>Agriculture, forestry and fishing</i>	1.648.426	1.809.067	1.803.516	1.683.194	1.718.440	1.570.333	1.862.140	1.599.733	1.776.119
B Vađenje ruda i kamena / <i>Mining and quarrying</i>	368.270	477.931	468.714	494.627	560.470	564.007	580.587	559.964	550.810
C Prerađivačka industrija / <i>Manufacturing</i>	2.220.863	2.591.064	2.653.780	2.781.927	2.756.037	2.837.179	2.901.528	3.052.900	3.175.491
D Proizvodnja i opskrba električnom energijom, plinom, parom i klimatizacija / <i>Electricity, gas, steam and air conditioning supply</i>	788.135	787.361	986.650	1.051.864	1.014.137	934.192	1.084.034	1.031.677	1.086.031
E Opskrba vodom; uklanjanje otpadnih voda, gospodarenje otpadom / <i>Water supply; sewerage, waste management and remediation activities</i>	211.308	224.477	241.384	268.563	276.800	283.464	283.727	311.721	300.842
F Građevinarstvo / <i>Construction</i>	963.821	1.255.461	1.269.785	1.138.170	1.049.468	1.039.146	1.009.002	1.100.134	1.130.175
G Trgovina na veliko i malo; popravak motornih vozila i motocikala / <i>Wholesale and retail trade; repair of motor vehicles and motorcycles</i>	2.654.892	2.963.302	3.159.206	3.193.867	3.386.271	3.464.514	3.524.868	3.635.400	3.804.479
H Prijevoz i skladištenje / <i>Transportation and storage</i>	691.464	777.192	782.680	812.631	858.819	847.799	928.310	999.964	1.026.511
I Djelatnosti pružanja smještaja te pripreme i usluživanja hrane / <i>Accommodation and food service activities</i>	473.127	477.831	482.343	535.595	541.653	543.110	548.599	544.280	567.017
J Informacije i komunikacije / <i>Information and communication</i>	991.089	1.120.592	1.114.515	1.145.149	1.201.682	1.248.973	1.265.001	1.266.722	1.307.026
K Financijske djelatnosti i djelatnosti osiguranja / <i>Financial and insurance activities</i>	815.855	881.769	951.636	923.251	965.633	1.017.004	999.668	1.004.759	1.023.115
L Poslovanje nekretninama / <i>Real estate activities</i>	1.221.990	1.226.724	1.255.811	1.319.292	1.316.811	1.331.940	1.346.555	1.411.357	1.427.734
Od toga: imputirana renta / <i>Of which: imputed rent</i>	1.114.223	1.112.207	1.129.026	1.162.258	1.163.988	1.163.754	1.177.232	1.222.854	1.220.555
M Stručne, znanstvene i tehničke djelatnosti / <i>Professional, scientific and technical activities</i>	542.567	585.004	623.096	681.435	729.752	722.954	696.410	718.795	762.187
N Administrativne i pomoćne uslužne djelatnosti / <i>Administrative and support service activities</i>	142.416	157.813	159.897	163.600	163.853	173.381	188.464	223.000	223.573
O Javna uprava i obrana; obvezno socijalno osiguranje / <i>Public administration and defence; compulsory social security</i>	1.657.822	1.927.382	2.217.688	2.381.697	2.280.150	2.421.461	2.373.096	2.400.896	2.448.021
P Obrazovanje / <i>Education</i>	811.276	942.281	1.141.164	1.193.303	1.208.800	1.272.303	1.280.354	1.280.350	1.306.922
Q Djelatnosti zdravstvene i socijalne skrbi / <i>Human health and social work activities</i>	751.233	849.161	1.119.502	1.125.226	1.160.022	1.230.857	1.258.085	1.314.613	1.342.364
R Umjetnost, zabava i rekreacija / <i>Arts, entertainment and recreation</i>	169.279	182.443	179.770	182.734	213.539	220.593	243.133	285.413	309.076
S Ostale uslužne djelatnosti / <i>Other service activities</i>	250.429	289.313	288.312	296.973	302.987	305.255	298.198	323.508	312.540
T Djelatnosti kućanstava kao poslodavaca / <i>Activities of households as employers</i>	-	-	-	-	-	-	-	-	-
U Djelatnosti izvanteritorijalnih organizacija i tijela / <i>Activities of extraterritorial organisations and bodies</i>	-	-	-	-	-	-	-	-	-

nastavak/continued

000 KM

Djelatnost	2007	2008	2009	2010	2011	2012	2013	2014	2015
<i>Activities</i>									
Ukupno sve djelatnosti / Total of activities	17.374.262	19.526.168	20.899.450	21.373.098	21.705.323	22.028.466	22.671.759	23.065.186	23.880.034
FISIM (-)	558.588	693.922	760.570	683.236	710.815	748.623	723.637	717.049	729.493
Bruto dodana vrijednost, bazne cijene / Gross value added, basic prices	16.815.674	18.832.246	20.138.880	20.689.862	20.994.508	21.279.843	21.948.122	22.348.137	23.150.541
Porezi na proizvode i usluge i uvoz minus subvencije (+) / Taxes on products and services and import less subsidies (+)	4.393.724	4.948.041	4.633.441	4.280.191	4.582.192	4.685.201	4.872.045	4.684.275	4.977.297
Bruto domaći proizvod (BDP) u tržišnim cijenama / Gross domestic product (GDP) at market prices	21.209.398	23.780.287	24.772.321	24.970.053	25.576.700	25.965.044	26.820.166	27.032.412	28.127.838

4.2 BIH - BRUTO DODANA VRIJEDNOST PO DJELATNOSTIMA I BRUTO DOMAĆI PROIZVOD, stalne cijene
(u cijenama prethodne godine) - Realni indeksi

4.2 BIH - GROSS VALUE ADDED BY ACTIVITIES AND GROSS DOMESTIC PRODUCT, at constant prices
(at prices of the previous year) - Real indices

		%								
	Djelatnost	2007	2008	2009	2010	2011	2012	2013	2014	2015
	Activities									
A	Poljoprivreda, šumarstvo i ribolov / <i>Agriculture, forestry and fishing</i>	102,12	104,23	98,15	96,02	99,82	88,66	115,76	87,33	109,17
B	Vađenje ruda i kamena / <i>Mining and quarrying</i>	103,93	111,59	92,77	99,98	115,67	98,49	98,48	96,51	100,31
C	Prerađivačka industrija / <i>Manufacturing</i>	110,65	106,40	94,54	107,20	99,95	99,20	105,02	104,30	106,26
D	Proizvodnja i opskrba električnom energijom, plinom, parom i klimatizacija / <i>Electricity, gas, steam and air conditioning supply</i>	101,23	109,46	101,31	103,85	95,73	91,30	111,69	91,33	99,23
E	Opskrba vodom; uklanjanje otpadnih voda, gospodarenje otpadom / <i>Water supply; sewerage, waste management and remediation activities</i>	102,46	97,31	97,17	106,17	101,16	99,86	94,85	107,51	99,25
F	Građevinarstvo / <i>Construction</i>	112,93	116,68	92,80	87,33	95,45	98,15	98,63	107,68	103,18
G	Trgovina na veliko i malo; popravak motornih vozila i motocikala / <i>Wholesale and retail trade; repair of motor vehicles and motorcycles</i>	109,69	107,00	93,90	100,14	102,17	101,31	100,41	102,09	103,32
H	Prijevoz i skladištenje / <i>Transportation and storage</i>	104,22	104,46	93,23	102,21	104,36	98,71	104,64	108,70	103,63
I	Djelatnosti pružanja smještaja te pripreme i usluživanja hrane / <i>Accommodation and food service activities</i>	104,11	96,85	92,41	104,53	99,71	99,70	99,09	98,62	104,28
J	Informacije i komunikacije / <i>Information and communication</i>	104,57	109,45	97,40	98,65	102,19	101,74	101,92	99,61	101,15
K	Financijske djelatnosti i djelatnosti osiguranja / <i>Financial and insurance activities</i>	117,19	102,69	106,33	100,67	102,68	102,22	102,03	102,49	103,63
L	Poslovanje nekretninama / <i>Real estate activities</i>	100,44	100,78	101,16	101,23	99,79	100,66	99,46	100,99	101,16
	Od toga: imputirana renta / <i>Of which: imputed rent</i>	99,99	100,01	100,02	99,81	99,92	99,98	99,82	99,91	99,81
M	Stručne, znanstvene i tehničke djelatnosti / <i>Professional, scientific and technical activities</i>	109,78	102,66	98,26	103,88	106,66	99,18	93,58	104,37	107,83
N	Administrativne i pomoćne uslužne djelatnosti / <i>Administrative and support service activities</i>	113,75	106,38	91,21	101,68	97,27	102,68	104,95	116,51	101,07
O	Javna uprava i obrana; obvezno socijalno osiguranje / <i>Public administration and defence; compulsory social security</i>	100,49	103,61	101,64	101,17	100,03	101,58	100,01	101,40	100,69
P	Obrazovanje / <i>Education</i>	102,31	103,36	101,70	102,14	101,86	101,05	100,71	101,67	100,42
Q	Djelatnosti zdravstvene i socijalne skrbi / <i>Human health and social work activities</i>	102,53	102,02	102,77	103,05	101,58	101,60	100,66	102,87	101,19
R	Umjetnost, zabava i rekreacija / <i>Arts, entertainment and recreation</i>	115,79	102,89	97,91	92,62	105,20	102,67	104,09	113,05	105,77
S	Ostale uslužne djelatnosti / <i>Other service activities</i>	108,09	111,98	95,18	100,19	99,43	99,22	96,27	105,47	97,39

nastavak/continued

%

Djelatnost	2007	2008	2009	2010	2011	2012	2013	2014	2015
<i>Activities</i>									
T Djelatnosti kućanstava kao poslodavaca <i>/ Activities of households as employers</i>	-	-	-	-	-	-	-	-	-
U Djelatnosti izvanteritorijalnih organizacija i tijela <i>/ Activities of extraterritorial organisations and bodies</i>	-	-	-	-	-	-	-	-	-
Ukupno sve djelatnosti / Total of activities	106,03	105,60	97,49	100,75	101,05	99,17	102,40	101,13	103,09
FISIM (-)	119,21	110,70	111,37	101,10	105,32	101,80	102,24	102,29	104,51
Bruto dodana vrijednost, bazne cijene / Gross value added, basic prices	105,65	105,43	97,04	100,73	100,91	99,08	102,40	101,09	103,04
Porezi na proizvode i usluge i uvoz minus subvencije (+) / Taxes on products and services and import less subsidies (+)	106,04	105,69	97,53	100,93	100,91	99,02	102,35	101,02	102,90
Bruto domaći proizvod (BDP) u tržišnim cijenama / Gross domestic product (GDP) at market prices	105,73	105,48	97,13	100,77	100,91	99,07	102,39	101,08	103,02

BRUTO DOMAĆI PROIZVOD PREMA PROIZVODNOM, DOHODOVNOM I RASHODNOM PRISTUPU 2015.
GROSS DOMESTIC PRODUCT BY PRODUCTION, INCOME AND EXPENDITURE APPROACH 2015

4.3 BIH - BRUTO DODANA VRIJEDNOST PO DJELATNOSTIMA I BRUTO DOMAĆI PROIZVOD, lančano povezane vrijednosti u cijenama 2010. godine

4.3 BIH - GROSS VALUE ADDED BY ACTIVITIES AND GROSS DOMESTIC PRODUCT, chain linked at price 2010

000 KM

Djelatnost	2006	2007	2008	2009	2010	2011	2012	2013	2014	2015
Activities										
A Poljoprivreda, šumarstvo i ribolov / Agriculture, forestry and fishing	1.716.135	1.752.576	1.826.666	1.792.915	1.721.526	1.718.440	1.523.610	1.763.771	1.540.248	1.681.549
B Vađenje ruda i kamena / Mining and quarrying	450.487	468.170	522.433	484.648	484.560	560.470	551.991	543.603	524.619	526.267
C Prerađivačka industrija / Manufacturing	2.310.932	2.557.106	2.720.821	2.572.162	2.757.318	2.756.037	2.734.061	2.871.319	2.994.907	3.182.273
D Proizvodnja i opskrba električnom energijom, plinom, parom i klimatizacija / Electricity, gas, steam and air conditioning supply	908.734	919.869	1.006.862	1.020.092	1.059.414	1.014.137	925.870	1.034.145	944.461	937.150
E Opskrba vodom; uklanjanje otpadnih voda, gospodarenje otpadom / Water supply; sewerage, waste management and remediation activities	266.027	272.575	265.238	257.730	273.638	276.800	276.416	262.171	281.852	279.748
F Građevinarstvo / Construction	1.029.449	1.162.603	1.356.578	1.258.915	1.099.464	1.049.468	1.030.095	1.015.954	1.093.935	1.128.693
G Trgovina na veliko i malo; popravak motornih vozila i motocikala / Wholesale and retail trade; repair of motor vehicles and motorcycles	3.003.189	3.294.290	3.524.744	3.309.683	3.314.211	3.386.271	3.430.507	3.444.623	3.516.563	3.633.335
H Prijevoz i skladištenje / Transportation and storage	793.387	826.840	863.695	805.204	822.967	858.819	847.761	887.062	964.200	999.195
I Djelatnosti pružanja smještaja te pripreme i usluživanja hrane / Accommodation and food service activities	557.797	580.723	562.434	519.722	543.249	541.653	540.032	535.141	527.752	550.333
J Informacije i komunikacije / Information and communication	1.069.319	1.118.158	1.223.836	1.192.059	1.175.969	1.201.682	1.222.536	1.245.958	1.241.119	1.255.418
K Financijske djelatnosti i djelatnosti osiguranja / Financial and insurance activities	729.990	855.467	878.492	934.124	940.388	965.633	987.042	1.007.116	1.032.204	1.069.666
L Poslovanje nekretninama / Real estate activities	1.273.002	1.278.560	1.288.580	1.303.491	1.319.586	1.316.811	1.325.567	1.318.355	1.331.422	1.346.867
Od toga: imputirana renta / Of which: imputed rent	1.166.866	1.166.774	1.166.857	1.167.038	1.164.877	1.163.988	1.163.753	1.161.661	1.160.609	1.158.427
M Stručne, znanstvene i tehničke djelatnosti / Professional, scientific and technical activities	594.731	652.901	670.297	658.650	684.189	729.752	723.761	677.296	706.927	762.248
N Administrativne i pomoćne uslužne djelatnosti / Administrative and support service activities	150.082	170.724	181.624	165.663	168.448	163.853	168.242	176.569	205.718	207.926
O Javna uprava i obrana; obvezno socijalno osiguranje / Public administration and defence; compulsory social security	2.129.172	2.139.567	2.216.738	2.253.018	2.279.359	2.280.150	2.316.165	2.316.426	2.348.775	2.364.938
P Obrazovanje / Education	1.080.400	1.105.313	1.142.473	1.161.846	1.186.691	1.208.800	1.221.453	1.230.121	1.250.606	1.255.822
Q Djelatnosti zdravstvene i socijalne skrbi / Human health and social work activities	1.030.979	1.057.037	1.078.394	1.108.248	1.142.024	1.160.022	1.178.592	1.186.375	1.220.408	1.234.927
R Umjetnost, zabava i rekreacija / Arts, entertainment and recreation	187.900	217.565	223.848	219.160	202.994	213.539	219.239	228.208	257.991	272.887
S Ostale uslužne djelatnosti / Other service activities	264.003	285.371	319.571	304.169	304.733	302.987	300.624	289.409	305.243	297.279

nastavak/continued

000 KM

Djelatnost	2006	2007	2008	2009	2010	2011	2012	2013	2014	2015
Activities										
T Djelatnosti kućanstava kao poslodavaca / <i>Activities of households as employers</i>	-	-	-	-	-	-	-	-	-	-
U Djelatnosti izvanteritorijalnih organizacija i <i>tijela / Activities of extraterritorial organisations and bodies</i>	-	-	-	-	-	-	-	-	-	-
Ukupno sve djelatnosti / Total of activities	19.530.441	20.708.984	21.869.710	21.321.824	21.480.728	21.705.323	21.524.535	22.040.646	22.289.998	22.977.711
FISIM (-)	454.294	541.547	599.473	667.610	674.924	710.815	723.589	739.808	756.784	790.943
Bruto dodana vrijednost, bazne cijene / Gross value added, basic prices	19.110.056	20.189.127	21.284.643	20.654.256	20.805.804	20.994.508	20.800.735	21.300.565	21.533.685	22.188.508
Porezi na proizvode i usluge i uvoz minus subvencije (+) / <i>Taxes on products and services and import less subsidies (+)</i>	4.115.563	4.364.320	4.612.747	4.498.870	4.540.688	4.582.192	4.537.308	4.644.150	4.691.614	4.827.662
Bruto domaći proizvod (BDP) u tržišnim cijenama / Gross domestic product (GDP) at market prices	23.220.691	24.550.948	25.896.707	25.153.503	25.346.492	25.576.700	25.338.023	25.944.662	26.225.351	27.016.288

BRUTO DOMAĆI PROIZVOD PREMA PROIZVODNOM, DOHODOVNOM I RASHODNOM PRISTUPU 2015.
GROSS DOMESTIC PRODUCT BY PRODUCTION, INCOME AND EXPENDITURE APPROACH 2015

5.1. BIH - RAČUN STVARANJA DOHOTKA U 2014. GODINI, tekuće cijene
5.1. BIH - GENERATION OF INCOME ACCOUNT IN 2014, current prices

000 KM

Djelatnost	Bruto dodana vrijednost	Sredstva zaposlenih	Neto ostali porezi na proizvodnju	Bruto poslovni višak / mješoviti dohodak	Potrošnja fiksnog kapitala	Neto poslovni višak / mješoviti dohodak
Activities	Gross value added	Compensation of employees	Net other taxes on production	Gross operating surplus/ mixed income	Consumption of fixed capital	Net operating surplus/mixed income
A Poljoprivreda, šumarstvo i ribolov / <i>Agriculture, forestry and fishing</i>	1.626.871	290.222	-24.941	1.361.590	183.442	1.178.148
B Vađenje ruda i kamena / <i>Mining and quarrying</i>	549.085	474.108	8.802	66.175	124.249	-58.074
C Prerađivačka industrija / <i>Manufacturing</i>	2.988.524	1.929.153	29.999	1.029.371	662.134	367.238
D Proizvodnja i opskrba električnom energijom, plinom, parom i klimatizacija / <i>Electricity, gas, steam and air conditioning supply</i>	1.094.504	587.999	15.570	490.935	421.532	69.403
E Opskrba vodom; uklanjanje otpadnih voda, gospodarenje otpadom te djelatnosti sanacije okoliša / <i>Water supply; sewerage, waste management and remediation activities</i>	303.105	253.702	2.818	46.585	60.144	-13.559
F Građevinarstvo / <i>Construction</i>	1.095.372	571.757	9.083	514.532	138.611	375.921
G Trgovina na veliko i malo; popravak motornih vozila i motocikala / <i>Wholesale and retail trade; repair of motor vehicles and motorcycles</i>	3.682.207	1.811.197	34.434	1.836.575	434.715	1.401.860
H Prijevoz i skladištenje / <i>Transportation and storage</i>	990.559	614.168	-16.651	393.043	186.639	206.404
I Djelatnosti pružanja smještaja te pripreme i usluživanja hrane / <i>Accommodation and food service activities</i>	543.752	293.460	4.661	245.631	106.189	139.442
J Informacije i komunikacije / <i>Information and communication</i>	1.292.139	557.299	8.298	726.541	349.970	376.571
K Financijske djelatnosti i djelatnosti osiguranja / <i>Financial and insurance activities</i>	987.283	571.006	15.401	400.876	93.756	307.120
L Poslovanje nekretninama / <i>Real estate activities</i>	1.411.362	53.844	1.186	1.356.332	597.929	758.403
Od toga: imputirana renta / <i>Of which: imputed rent</i>	1.222.855	-	-	1.222.855	531.331	691.524
M Stručne, znanstvene i tehničke djelatnosti / <i>Professional, scientific and technical activities</i>	706.870	428.528	8.581	269.761	95.738	174.023
N Administrativne i pomoćne uslužne djelatnosti / <i>Administrative and support service activities</i>	221.199	159.166	1.620	60.413	17.362	43.051
O Javna uprava i obrana; obvezno socijalno osiguranje / <i>Public administration and defence; compulsory social security</i>	2.431.290	2.229.506	4.645	197.138	197.484	-346
P Obrazovanje / <i>Education</i>	1.301.494	1.204.025	3.215	94.254	63.195	31.059
Q Djelatnosti zdravstvene i socijalne skrbi / <i>Human health and social work activities</i>	1.326.583	1.151.902	5.922	168.759	128.772	39.987
R Umjetnost, zabava i rekreacija / <i>Arts, entertainment and recreation</i>	292.204	179.309	5.111	107.784	23.898	83.885
S Ostale uslužne djelatnosti / <i>Other service activities</i>	320.913	223.493	2.438	94.982	21.910	73.072

000 KM

Djelatnost	Bruto dodana vrijednost	Sredstva zaposlenih	Neto ostali porezi na proizvodnju	Bruto poslovni višak / mješoviti dohodak	Potrošnja fiksnog kapitala	Neto poslovni višak / mješoviti dohodak
Activities	Gross value added	Compensation of employees	Net other taxes on production	Gross operating surplus/ mixed income	Consumption of fixed capital	Net operating surplus/mixed income
T Djelatnosti kućan. kao poslodavaca; djel. kućan. koja proizvode različita dobra i obavljaju različite usluge za vlastite potrebe / <i>Activities of households as employers; undifferentiated goods-and services-producing activities of households for own use</i>	-	-	-	-	-	-
U Djelatnosti izvanteritorijalnih organizacija i tijela / <i>Activities of extraterritorial organisations and bodies</i>	-	-	-	-	-	-
Ukupno sve djelatnosti / Total of activities	23.165.315	13.583.845	120.190	9.461.280	3.907.670	5.553.610
FISIM (-)	697.988			697.988		697.988
Bruto dodana vrijednost, bazne cijene / Gross value added, basic prices	22.467.327	13.583.845	120.190	8.763.292	3.907.670	4.855.623
Porezi na proizvode i usluge i uvoz minus subvencije (+) / <i>Taxes on products and services and import less subsidies (+)</i>	4.837.032					
Bruto domaći proizvod (BDP) u tržišnim cijenama / Gross domestic product (GDP) at market prices	27.304.359					

BRUTO DOMAĆI PROIZVOD PREMA PROIZVODNOM, DOHODOVNOM I RASHODNOM PRISTUPU 2015.
GROSS DOMESTIC PRODUCT BY PRODUCTION, INCOME AND EXPENDITURE APPROACH 2015

5.2. BIH - RAČUN STVARANJA DOHOTKA U 2015. GODINI, tekuće cijene
5.2. BIH - GENERATION OF INCOME ACCOUNT IN 2015, current prices

000 KM

Djelatnost	Bruto dodana vrijednost	Sredstva zaposlenih	Neto ostali porezi na proizvodnju	Bruto poslovni višak / mješoviti dohodak	Potrošnja fiksnog kapitala	Neto poslovni višak / mješoviti dohodak
Activities	Gross value added	Compensation of employees	Net other taxes on production	Gross operating surplus/ mixed income	Consumption of fixed capital	Net operating surplus/mixed income
A Poljoprivreda, šumarstvo i ribolov / Agriculture, forestry and fishing	1.781.452	292.050	-18.830	1.508.232	191.773	1.316.459
B Vađenje ruda i kamena / Mining and quarrying	564.841	481.658	10.167	73.016	138.658	-65.641
C Prerađivačka industrija / Manufacturing	3.328.285	1.983.014	29.501	1.315.770	686.845	628.925
D Proizvodnja i opskrba električnom energijom, plinom, parom i klimatizacija / Electricity, gas, steam and air conditioning supply	1.108.549	603.896	16.017	488.637	433.185	55.452
E Opskrba vodom; uklanjanje otpadnih voda, gospodarenje otpadom te djelatnosti sanacije okoliša / Water supply; sewerage, waste management and remediation activities	306.797	254.508	2.680	49.609	59.535	-9.927
F Građevinarstvo / Construction	1.124.860	562.124	8.651	554.086	136.374	417.712
G Trgovina na veliko i malo; popravak motornih vozila i motocikala / Wholesale and retail trade; repair of motor vehicles and motorcycles	3.826.677	1.875.465	37.574	1.913.638	444.017	1.469.621
H Prijevoz i skladištenje / Transportation and storage	1.029.208	605.630	-15.921	439.499	191.509	247.990
I Djelatnosti pružanja smještaja te pripreme i usluživanja hrane / Accommodation and food service activities	568.297	304.712	4.521	259.064	108.709	150.355
J Informacije i komunikacije / Information and communication	1.310.705	587.260	9.263	714.182	348.627	365.555
K Financijske djelatnosti i djelatnosti osiguranja / Financial and insurance activities	1.030.711	578.380	16.969	435.361	98.958	336.403
L Poslovanje nekretninama / Real estate activities	1.435.746	64.226	1.285	1.370.234	602.564	767.670
Od toga: imputirana renta / Of which: imputed rent	1.220.480	0	0	1.220.480	530.299	690.182
M Stručne, znanstvene i tehničke djelatnosti / Professional, scientific and technical activities	792.110	440.752	9.046	342.312	113.671	228.641
N Administrativne i pomoćne uslužne djelatnosti / Administrative and support service activities	237.233	170.947	1.832	64.454	19.463	44.991
O Javna uprava i obrana; obvezno socijalno osiguranje / Public administration and defence; compulsory social security	2.467.454	2.265.681	4.599	197.175	197.180	-5
P Obrazovanje / Education	1.315.734	1.211.625	3.197	100.912	64.914	35.998
Q Djelatnosti zdravstvene i socijalne skrbi / Human health and social work activities	1.359.148	1.177.535	5.762	175.850	131.547	44.303
R Umjetnost, zabava i rekreacija / Arts, entertainment and recreation	325.315	194.758	6.609	123.948	24.496	99.452
S Ostale uslužne djelatnosti / Other service activities	327.094	230.829	2.216	94.049	21.907	72.143

000 KM

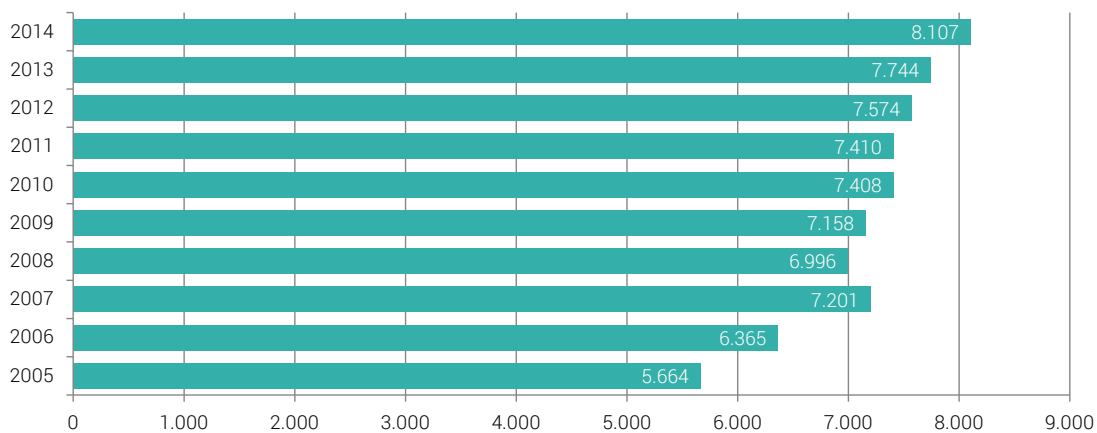
Djelatnost	Bruto dodana vrijednost	Sredstva zaposlenih	Neto ostali porezi na proizvodnju	Bruto poslovni višak / mješoviti dohodak	Potrošnja fiksnog kapitala	Neto poslovni višak / mješoviti dohodak
Activities	Gross value added	Compensation of employees	Net other taxes on production	Gross operating surplus/ mixed income	Consumption of fixed capital	Net operating surplus/mixed income
T Djelatnosti kućan. kao poslodavaca; djel. kućan. koja proizvode različita dobra i obavljaju različite usluge za vlastite potrebe / <i>Activities of households as employers; undifferentiated goods-and services-producing activities of households for own use</i>	-	-	-	-	-	-
U Djelatnosti izvanteritorijalnih organizacija i tijela / <i>Activities of extraterritorial organisations and bodies</i>	-	-	-	-	-	-
Ukupno sve djelatnosti / Total of activities	24.240.217	13.885.051	135.138	10.220.029	4.013.932	6.206.097
FISIM (-)	729.866			729.866		729.866
Bruto dodana vrijednost, bazne cijene / Gross value added, basic prices	23.510.351	13.885.051	135.138	9.490.163	4.013.932	5.476.231
Porezi na proizvode i usluge i uvoz minus subvencije (+) / <i>Taxes on products and services and import less subsidies (+)</i>	5.012.157					
Bruto domaći proizvod (BDP) u tržišnim cijenama / Gross domestic product (GDP) at market prices	28.522.508					

BRUTO DOMAĆI PROIZVOD PREMA PROIZVODNOM, DOHODOVNOM I RASHODNOM PRISTUPU 2015.
GROSS DOMESTIC PRODUCT BY PRODUCTION, INCOME AND EXPENDITURE APPROACH 2015

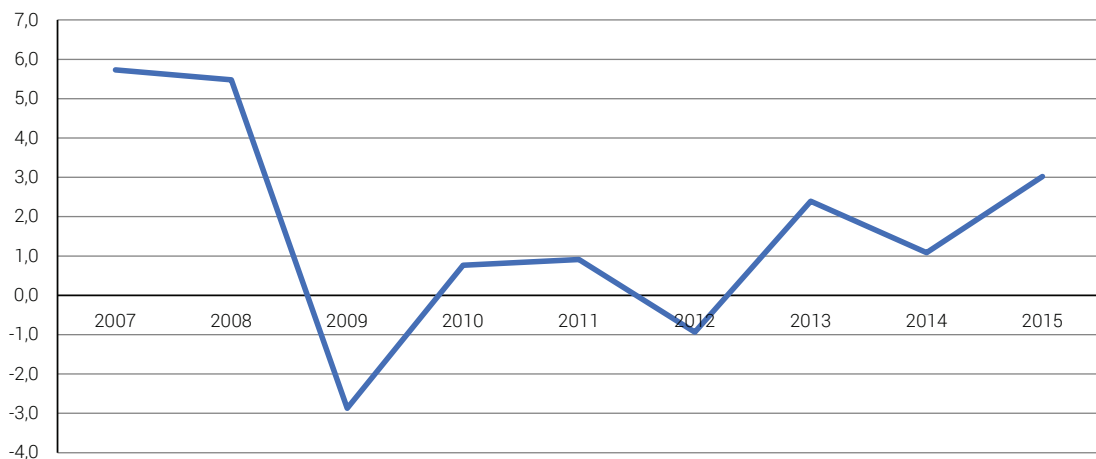
Bruto domaći proizvod, milijuna KM
 Gross domestic product, mln KM



BDP po stanovniku za BiH, KM
 GDP per capita, KM



BDP - Stope realnog rasta
 GDP - Real growth rates



**BRUTO DOMAĆI PROIZVOD
PREMA RASHODNOM PRISTUPU
2007-2015**

***GROSS DOMESTIC PRODUCT
BY EXPENDITURE APPROACH
2007-2015***

UVODNE NAPOMENE ZA KORISNIKE

S ciljem unaprijeđenja statistike nacionalnih računa Bosne i Hercegovine, Agencija za statistiku BiH je 2006. godine počela kompilaciju bruto domaćeg proizvoda prema rashodnom pristupu. Kao referentno razdoblje, za uspostavljanje serije odabrana je 2004. godina, kao prva godina u kojoj su bili raspoloživi novi izvori podataka, koji su omogućili kompiliranje procjena bruto domaćeg proizvoda prema rashodnom pristupu. Procjene su sačinjene u tekućim i cijenama prethodne godine, čime je omogućeno poređenje procjena između dvije godine na kvantitativnom temelju. Imajući u vidu činjenicu, da kvalitet statistike nacionalnih računa ovisi, prvenstveno, o raspoloživosti i kvalitetu velikog broja različitih izvora podataka, značajne praznine koje su postojale, a i još uvijek postoje, obvezuju nacionalne račune, da u slučaju kada bolji izvori podataka postanu dostupni, revidira objavljene podatke.

Podaci predstavljeni u ovoj publikaciji odnose se na podatke Bruto domaćeg proizvoda prema rashodnom pristupu, za razdoblje 2007 – 2015. Pored procjena osnovnih rashodnih komponenti, date su i procjene o izdacima za krajnju potrošnju kućanstava prema Klasifikaciji individualne potrošnje prema namjeni (COICOP), kao i podaci o ulaganjima u bruto investicije.

Poseban tabelarni dio publikacije daje prikaz nominalnih i realnih promjena između dvije uzastopne godine.

Bruto domaći proizvod prema rashodnom pristupu, procijenjen je za 2015. godinu u iznosu od 29.440 milijuna KM, što predstavlja nominalni porast od 4,44% u odnosu na 2014. Promatrano u cijenama prethodne godine rast BDP-a je bio 3,72%, što predstavlja rast cijena u iznosu od 0,7%.

Izdaci za potrošnju kućanstava, koji čine 79% BDP-a, iznosili su 23.157 milijuna KM u 2015. što predstavlja nominalni rast od 1,43%, u poređenju sa prethodnom godinom. Promatrano u realnim vrijednostima, potrošnja je porasla za 1,81%, dok je prosječan pad cijena iznosio 0,37%. Promatrano prema osnovnim skupinama potrošnje, skupine 07 Transport i 08 Komunikacije su zabilježile nominalni pad. Pad u realnim vrijednostima zabilježile su skupine: 02 Alkoholna pića, duhan i narkotici 0,21%; 06 Zdravstvo 2,60%; 08 Komunikacije 2,04% i 10 Obrazovanje 0,57%. Ostale skupine su ostvarile nominalni i realni rast.

Izdaci za krajnju potrošnju vlade porasli su između 2014. i 2015. za 1,26% nominalno, te su ostvarili rast od 0,78%, promatrano u cijenama prethodne godine. Udio izdataka vlade u ukupnom Bruto domaćem proizvodu je opao sa 21,58% u 2014. na 20,92% u 2015. godini.

Bruto investicije u stalna sredstva zabilježile su nominalni pad od 4,69% u 2015. u poređenju sa 2014. i realni pad od 3,66%. Promatrano prema vrsti ulaganja, između 2014. i 2015. ulaganja u strojeve i opremu su zabilježila nominalni pad od 0,41% dok su ulaganja u građevinske objekte opala za 7,54% nominalno. Promatrano u realnim vrijednostima (isključujući utjecaj cijena) ulaganja u strojeve i opremu su porasla 1,15%, a u građevinske objekte opala za 6,92%.

Udio investicija u Bruto domaćem proizvodu iznosi 16,95% u 2015; što predstavlja smanjenje sa 18,57% koliko je iznosilo u 2014. godini.

Izvoz roba i usluga u 2015. u odnosu na 2014. zabilježio je rast od 5,82% nominalno i 6,34% realno, što ukazuje na pad cijena od 0,49%. U istom razdoblju uvoz roba i usluga je opao za 1,46% nominalno, a porastao za 0,91% realno, što ukazuje na pad cijena od 2,35%.

INTRODUCTORY NOTES FOR USERS

With a view to improving National Accounts statistics of Bosnia and Herzegovina, Agency for statistics BiH started compilation of Gross domestic product by expenditure in 2006.

The year 2004 was chosen as the starting reference period for the construction of the series, as the first year in which new data sources were available, enabling compilation of the Gross domestic product by expenditure approach. The estimates were calculated at current and at prices of the previous year, thus allowing the comparison of the data between two consecutive years on a quantitative basis. Having in mind the fact that the quality of the national accounts statistics depends primarily on the availability and quality of a large number different data sources, significant gaps that existed, and still exist, oblige national accounts to revise published data when better sources of data become available.

The data presented in this publication refer to the data on Gross domestic product by expenditure approach for the period 2007-2015. In addition to the estimates of the main expenditure components, the Household final consumption expenditure by Classification of individual consumption and Gross fixed capital formation by main groups are presented as well.

The tabular part of the publication gives an overview of the nominal and real changes between two consecutive years.

Gross domestic product by expenditure approach is estimated at 29,440 millions of KM in 2015 representing a nominal increase of 4.44% in comparison to 2014. At constant prices (at prices of previous year) the increase in GDP was 3.72%, which implies an increase in prices of 0.7%.

Household final consumption expenditure, representing 79% of GDP, reached the amount of 23,157 million of KM in 2015. This represents a nominal growth rate of 1.43% in comparison with previous year. In real terms, consumption increased for 1.81%, while a decrease in prices was 0.37%. A breakdown of household consumption expenditure by purpose shows nominal decrease for groups 07 Transport and 08 Communication. In real terms, decrease is recorded in the following groups: 02 Error! Not a valid link.

General government final consumption expenditure rise between 2014 and 2015 by 1.26% nominally and slightly increased by 0.78% in real terms. The share of government expenditure in the total GDP is decreased from 21.58% in 2014 to 20.92 in 2015.

Gross fixed capital formation decreased between 2014 and 2015 by 4.69% in nominal terms and 3.66% in real terms. The breakdown of gross fixed capital formation by type of assets shows decrease in purchases by producers of machinery and equipment by 0.41% while capital formation in construction assets fell by 7.54% nominally. In real terms (excluding price increase) investment in machinery and equipment increased by 1.15% and in construction assets fell by 6.92%. The gross fixed capital formation share in GDP is 16.95% and represents a decrease from 18.57% recorded in 2014.

Export of goods and services in 2015 registered an increase by 5.82 % in nominal terms and 6.34% in real terms, which implies a decrease in price of 0.49%. Imports og goods and services in 2015 registered a decrease 1.46% in nominal terms, and increase 0.91% in real terms, which implies a decrease in prices of 2.35%.

METODOLOŠKA OBJAŠNENJA
NOTES OF METHODOLOGY

KONCEPTI I DEFINICIJE

Bruto domaći proizvod (BDP) prema rashodnom pristupu, definira se kao ukupna domaća krajnja potrošnja, korigirana vanjskim bilancom roba i usluga sa ostatkom svijeta. Osnovne komponente BDP-a po rashodnom pristupu su:

- Izdaci za krajnju potrošnju kućanstava,
- Izdaci za krajnju potrošnju neprofitnih institucija koje usluge pružaju kućanstvima,
- Izdaci za krajnju potrošnju vlade,
- Bruto investicije,
- Izvoz i uvoz roba i usluga.

Izdaci za krajnju potrošnju kućanstava sastoje se od izdataka rezidentnih kućanstava na potrošnju roba i usluga za izravno zadovoljenje ljudskih potreba i želja. Izdaci za krajnju potrošnju kućanstava odnose se na izdatke rezidentnih kućanstava, bez obzira jesu li izdaci nastali unutar ekonomskog teritorija ili u inozemstvu.

Izdaci se bilježe kada je dospijeće plaćanja nastalo, odnosno kada je kupac stvorio obvezu prema prodavcu. To znači da se izdaci za robe bilježe u vrijeme promjene vlasništva, dok se izdaci za usluge bilježe u vrijeme kada je isporuka usluga kompletirana.

Izdaci kućanstava se vrijednuju u kupovnim cijenama plaćenim od strane kućanstava. Kupovna cijena uključuje sve poreze na proizvode koji mogu biti plaćeni u vrijeme kupovine.

Izdaci za krajnju potrošnju kućanstava uključuju slijedeće osnovne komponente:

- Nabavku roba i usluga,
- Dohodak u naturi, kao što su robe i usluge primljene kao dohodak dat od strane poslodavca,
- Robe i usluge proizvedene kao output neinkorporiranih poduzeća u vlasništvu kućanstva, a koje su zadržane za potrošnju od strane članova kućanstava,
- Usluge proizvedene od strane plaćenog pomoćnog osoblja,
- Usluge stanovanja za stanove nastanjene njihovim vlasnicima,
- Eksplicitne i imputirane usluge financijskog posredovanja banaka, osiguravajućih društava, mirovinskih fondova, pružene kućanstvima,
- Plaćanja kućanstava za licence, dozvole itd, koje se smatraju kupovinom usluga,
- Kupovina *output*-a po ekonomski beznačajnim cijenama.

CONCEPTS AND DEFINITIONS

Gross domestic product (GDP) by expenditure approach is defined as total domestic final consumption corrected by external trade balance with the rest of the world. The main components of GDP by expenditure are:

- Household final consumption expenditure,
- Final consumption of non-profit institutions serving households,
- Final consumption of general government,
- Gross capital formation,
- Export and import of goods and services.

Household final consumption expenditure consists of expenditure incurred by resident households on consumption goods and services for the direct satisfaction of human needs and wants. Final consumption expenditure refers to the expenditures incurred by resident households, whether these expenditures are incurred within the economic territory or abroad.

Expenditure should be recorded when the payable is created, that is when the purchaser incur a liability to the seller. This implies that expenditures on goods are to be recorded at the time their ownership changes while expenditures on services are recorded when the delivery of the services is completed.

Household expenditure is recorded at purchasers' prices paid by households including any taxes on products which may be payable at the time of purchase.

Household final consumption expenditure includes the following main components:

- The purchase of goods and services,
- Income in kinds, like goods and services received as income in kind from the employer,
- Goods and services produced as outputs of unincorporated enterprises owned by household that are retained for consumption by members of the household,
- Services produced by domestic paid staff,
- Services of owner-occupied dwellings,
- Explicit and imputed services charges on household uses of financial intermediation services provided by bank, insurance companies, pension funds etc.,
- Payments by households for licenses, permits, etc. which are regarded as purchases of services,
- The purchase of output at not economically significant prices.

Izdaci krajnje potrošnje kućanstava isključuju slijedeće osnovne komponente:

- Socijalne transfere u naturi,
- Izdatke kućanstava koja posjeduju neinkorporirana poduzeća, kada nastaju za poslovne svrhe,
- Kupovinu stambenih jedinica,
- Izdatke za dragocjenosti,
- Stjecanje ne-proizvedene imovine,
- Sva plaćanja koja se smatraju porezima,
- Dobrovoljne transfere u gotovini ili naturi date u korist ne-profitnih institucija koje usluge pružaju kućanstvima (NPISH).

Izdaci za krajnju potrošnju neprofitnih institucija

koje usluge pružaju kućanstvima, sastoje se od roba i usluga koje neprofitne institucije pružaju kućanstvima bez naknade, ili u cijenama koje nisu ekonomski značajne.

Njihovi temeljni izvori financiranja, osim povremenih prodaja, vode podrijetlo iz dobrovoljnih doprinosa u gotovini ili naturi, datih od strane vlade, javnosti ili korporacija. NPISH također mogu primati i transfere od nerezidenata.

Ne-profitne institucije koje pružaju ne-tržišne robe i usluge kućanstvima uključuju slijedeće osnovne vrste institucija:

- Sindikate, profesionalna ili znanstvena društva, udruženja potrošača, političke partije, crkve ili religijska udruženja, socijalne, kulturne, rekreacijske i sportske klubove,
- Dobrotvorne organizacije i organizacije za pružanje pomoći financirane dobrovoljnim transferima u gotovini ili naturi od strane drugih institucionalnih jedinica.

Izdaci za krajnju potrošnju NPISH uključuju dvije odvojene kategorije:

- Ne-tržišni output, osim investicija za vlastiti račun, koji se mjeri prema troškovima proizvodnje umanjnim za povremenu prodaju,
- Izdatke za tržišnu robu i usluge koje se bez transformiranja isporučuju kućanstvima besplatno.

Izdaci za krajnju potrošnju vlade – Sektor vlade se sastoji od svih institucionalnih jedinica, koje, uz ispunjavanje njihovih političkih obveza i uloge ekonomskog reguliranja, u principu proizvode ne-tržišne usluge (moguće i robe) za individualnu ili kolektivnu potrošnju, te redistribuiraju dohodak i bogatstvo.

Household final consumption expenditure excludes the following main components:

- *Social transfers in kind,*
- *Expenditures by households owning unincorporated enterprises when incurred for business purposes,*
- *The purchase of dwellings,*
- *Expenditure on valuables,*
- *Acquisitions of a non-produced assets,*
- *All payments which are to be regarded as taxes,*
- *Voluntary transfers in cash or in kind by households to NPISHs.*

Final consumption expenditure of non-profit institutions serving households consist of goods and services which non-profit institutions provide to households free or at prices that are not economically significant.

Their principal resources, apart from occasional sales, are derived from voluntary contributions in cash or in kind from the general public, corporations, and government. They may also receive transfers from non-residents.

The non-profit institutions include the following main kinds of NPISHs that provide non-market goods and services to households:

- *Trade unions, professional or learned societies, consumers` associations, political parties, churches or religious societies, social, cultural, recreational and sports clubs,*
- *Charities, relief and aid organizations financed by voluntary transfers in cash or in kind from other institutional units.*

Final consumption expenditure of NPISHs includes two separate categories:

- *Non-market output other than own-account capital formation, which is measured by production costs less incidental sales,*
- *Expenditure on market goods and services that are supplied without transformation and free of charge to households.*

Final consumption of general government - *The general government sector consists of the totality of institutional units, which, in addition to fulfilling their political responsibilities and their role of economic regulation, produce principally non-market services (possibly goods) for individual or collective consumption and redistribute income and wealth.*

Izdaci za krajnju potrošnju vlade uključuju dvije kategorije izdataka:

- Ne-tržišni output; osim investicija za vlastiti račun; koji se mjeri troškovima proizvodnje, umanjen za povremenu prodaju
- Vladine nabavke roba i usluga od tržišnih proizvođača, koje se bez bilo kakvog transformiranja plasiraju kućanstvima, kao socijalni transfer u naturi.

Izdaci za krajnju potrošnju vlade se mjere kao razlika između ne-tržišnog output-a i povremenih prodaja na tržištu, uvećanog za nabavku roba i usluga za besplatnu distribuciju.

Izdaci za individualnu potrošnju vlade se sastoje od plaćanja za ne-tržišne usluge vlade (obrazovanje, zdravstvo, socijalna skrb, kultura, sport, itd.) i tržišnih roba i usluga plasiranih izravno kućanstvima kao socijalni transfer u naturi.

Izdaci za kolektivnu potrošnju vlade se sastoje uglavnom od pružanja usluga sigurnosti i obrane, održavanja javnog reda i mira, legislative i propisa, zaštite okoliša, istraživanja i razvoja itd. Od pružanja ovih usluga korist imaju svi članovi zajednice.

Bruto investicije

Bruto investicije obuhvataju:

- Bruto investicije u stalna sredstva,
- Promjene na zalihama,
- Neto stjecanje dragocjenosti.

Bruto investicije u stalna sredstva se sastoje od neto stjecanja stalnih sredstava rezidentnih proizvođača tijekom određenog vremenskog razdoblja, uvećanih za vrijednost ne-proizvedenih sredstava koja su nastala kao rezultat proizvodne aktivnosti proizvođača ili institucionalne jedinice. Stalna sredstva mogu biti opipljiva ili neopipljiva, proizvedena kao output iz procesa proizvodnje, koja se koriste kontinuirano u procesu proizvodnje dulje od jedne godine; uključujući značajnija poboljšanja opipljive ne-proizvedene imovine, kao i troškove prijenosa vlasništva nad ne-proizvedenom imovinom.

Bruto investicije u stalna sredstva se bilježe u vrijeme kada se vlasništvo nad stalnim sredstvom prenese na institucionalnu jedinicu, koja ima namjeru da sredstvo koristi u proizvodnji.

Bruto investicije u stalna sredstva se vrijednuju u kupovnim cijenama, uključujući naknade za montažu, kao i ostale troškove prijenosa vlasništva.

Final consumption expenditure of general government includes two categories of expenditure:

- *Non-market output other than own-account capital formation, which is measured by production costs, less incidental sales*
- *Purchases by general government of goods and services produced by market producers that are supplied to households, without any transformation, as social transfer in kind.*

Final consumption expenditure of general government is measured as difference between non-market output and occasional sales on the market plus purchase of goods and services for free distribution.

Individual government consumption expenditure comprises payments for non-market government services (education, health, social care, culture, sport, etc.) and market goods and services supplied directly to households as social transfer in kind.

Collective government consumption expenditure consists mostly of the provision of security and defense, the maintenance of law and order, legislation and regulation, the protection of environment, research and development etc. All members of the community can benefit from such services.

Gross capital formation

Gross capital formation consists of:

- *Gross fixed capital formation,*
- *Changes in inventories,*
- *Acquisitions less disposals of valuables.*

Gross fixed capital formation consists of producers' acquisitions less disposals of fixed assets during the reference period plus certain additions to the value of non-produced assets realized by the productive activity of producers or institutional units. Fixed assets are tangible or intangible assets produced as outputs from processes of production that are themselves used repeatedly, or continuously, in processes of production for more than one year; including major improvements to tangible non-produced assets and costs associated with the transfers of ownership of non-produced assets.

Gross fixed capital formation is recorded when the ownership of the fixed assets is transferred to the institutional unit that intends to use them in production.

Gross fixed capital formation is valued at purchasers' prices including installation charges and other costs of ownership transfer.

Promjene na zalihama se mjere kao vrijednost ulaza na zalihe umanjenim za vrijednosti povlačenja sa zaliha i vrijednosti bilo kakvih ponavljajućih gubitaka na robama držanim na zalihama.

Zalihe se sastoje od slijedećih kategorija:

- Sirovine i materijal,
- Nedovršena proizvodnja,
- Gotovi proizvodi,
- Roba za preprodaju.

Promjene na zalihama bi trebale biti vrijednovane u vrijeme ulaska na zalihi, ili u vrijeme povlačenja sa zaliha. Cijena koja se koristi treba biti konzistentna sa vrijednovanjem output-a, međufazne potrošnje i krajnje uporabe.

Neto stjecanje dragocjenosti – dragocjenosti predstavljaju ne-financijska sredstva koja se ne koriste primarno za proizvodnju ili potrošnju, ne iskazuju propadanje (fizičko) pod normalnim uvjetima tijekom vremena, a koja se nabavljaju i drže u vlasništvu primarno kao pohrana vrijednosti. Dragocjenosti obuhvataju slijedeće vrste roba: plemenite metale i drago kamenje; antikvitete i druga umjetnička djela; ostale dragocjenosti kao što je nakit od dragog kamenja i plemenitih metala, te vrijedne kolekcije.

Stjecanje dragocjenosti se vrijednuje u kupovnoj cijeni plaćenju za njih, a plasman dragocjenosti se vrijednuje u cijeni koju je prodavac dobio nakon odbijanja bilo kakvih naknada plaćenih posrednicima.

Izvoz i uvoz roba se pojavljuje kada postoji promjena vlasništva nad robom između rezidenata i nerezidenata, bez obzira na to da li je došlo do fizičkog pomjeranja robe preko granice. Izvoz i uvoz isključuju sve transakcije koje se odnose na zemljište, zgrade i nepokretnu ne-proizvedenu imovinu, te financijska sredstva. Izvoz i uvoz robe se bilježi kada se prenese vlasništvo nad robom.

Izvoz i uvoz robe treba vrednovati "free on board", na granici zemlje izvoznice (fob). Ova vrijednost se sastoji od:

- Vrijednosti robe u baznim cijenama;
- Plus troškovi koji se odnose na transportne i distributivne usluge do točke na granici, uključujući troškove pretovara na prijevozno sredstvo za daljnji transport, ukoliko je to primjenjivo.

Changes in inventories are measured by the value of the entries into inventories less the value of withdrawals and the value of any recurrent losses of goods held in inventories.

Inventories consist of the following categories:

- *Materials and supplies,*
- *Work in progress,*
- *Finished goods,*
- *Goods for resale.*

Changes in inventories should be valued at the time of entering the inventories or at the time of withdrawal. The price used should be consistent with valuation of output, intermediate consumption and final uses.

Acquisition less disposals of valuables – Valuables are non-financial assets that are not used primarily for production or consumption, do not deteriorate (physically) over time under normal conditions and that are acquired and held primarily as stores of value. Valuables encompass the following types of goods: precious stones and metals; antiques and other art objects; other valuables such as jewellery of precious stones and metals and collectors' items.

Acquisitions of valuables are valued at the purchasers' prices paid for them and disposals of valuables are valued at the prices received by sellers, after deducting any fees paid to intermediaries.

Exports and imports of goods occur when there are changes of ownership of goods between residents and non-residents, regardless of whether there are corresponding physical movements of goods across borders. Exports and imports exclude all transaction in land, buildings and non-movable non-produced assets, and in financial assets. Exports and imports of goods should be recorded when the ownership of the goods is transferred.

Exports and imports of goods are to be valued free on board at the border of the exporting country (fob). This value consist of:

- *The value of the goods at basic prices;*
- *Plus related transport and distributive services up to that point of the border including the cost of loading on to a carrier for onward transportation, where appropriate.*

Izvoz i uvoz usluga se sastoji od svih usluga pruženih od strane rezidenata prema nerezidentima i obratno. Usluge, koje pripadaju izvozu i uvozu, moraju biti proizvedene kao output iz procesa proizvodnje. U izvoz i uvoz usluga se ne uključuju tokovi primarnog dohotka i tokovi dohotka od vlasništva. Najvažnije vrste uvoza i izvoza usluga su: građevinske usluge, ugradnja opreme, transport, turizam, osiguranje, financijske usluge i naknade za licenciranje.

Uvoz i izvoz usluga se bilježe u vrijeme kada su nabavljene, što se u većini slučajeva podudara sa vremenom u kojem su i proizvedene. Uvoz usluga se vrijednuje u nabavnim cijenama, a izvoz usluga u baznim cijenama.

Exports and imports of services consist of all services rendered by residents to non-residents or vice versa. The services, which belong to export and import of services, must have been produced as outputs from processes of production. They do not include flows of primary income and flows of property income. The more important types of import and export of services are: construction services, installation of equipment, transportation, tourism, insurance, financial services, and license fees.

Exports and imports of services are recorded at the time at which are rendered, which mostly coincides with the time at which the services are produced.

IZVORI I METODE

U nastavku je dat opis osnovnih raspoloživih izvora podataka za kompilaciju BDP-a po rashodnim komponentama, uz opis metoda korištenih za obračun svake komponente:

Izvori

Podaci o vanjskoj trgovini

Temeljni izvor podataka za statistiku vanjske trgovine su carinske deklaracije prikupljene od strane Uprave za neizravno oporezivanje Bosne i Hercegovine i preuzete od strane BHAS-a. Jedinica promatranja je svaka uvozna i izvozna isporuka sa ostatkom svijeta za koju je popunjena deklaracija, koja je jedinstvena u pogledu vrste robe, zemlje podrijetla ili odredišta. Podaci vanjske trgovine se proizvode i publiciraju na mjesečnoj osnovi.

Vanjska trgovina se prati sukladno posebnim trgovinskim sustavom (širi koncept), što znači da se osim transakcija redovitog uvoza i izvoza obuhvata i unutarinja i vanjska obrada, kao i obrada provedena u bescarinskim zonama.

Podaci o uvozu i izvozu su bazirani na Carinskoj tarifi Bosne i Hercegovine koja koristi 10-cifrenu šifru za identifikaciju robe. Prvih šest cifara korespondira Harmoniziranom Sustavu (HS), međunarodnoj nomenklaturi za klasifikaciju podataka o vanjskoj trgovini. Ostale cifre su harmonizirane sa EU nomenklaturom (kombiniranom Nomenklaturom-CN), a dvije cifre se koriste za specifične potrebe Bosne i Hercegovine.

Podaci o uvozu se vrijeduju u c.i.f. cijenama, a podaci o izvozu u f.o.b. cijenama.

Anketa o potrošnji kućanstava

Anketa o potrošnji kućanstava je anketa na bazi uzorka koja se u Bosni i Hercegovini provodi u nepravilnim vremenskim razmacima i fokusira se uglavnom na izdatke kućanstva na krajnju potrošnju. Anketa o potrošnji kućanstva je prvi puta provedena u Bosni i Hercegovini u 2004; a nakon toga 2007. i 2011. Temeljna namjena istraživanja je bila da se prikupe informacije o strukturi i razinama izdataka potrošnje po osnovnim socijalnim, ekonomskim i teritorijalnim karakteristikama kućanstava putem prikupljanja podataka iz uzorka kućanstava, uporabom tehnike intervjua i dnevnika koji kućanstva vode, kako bi zabilježila svoje izdatke i proizvodnju za vlastitu potrošnju.

SOURCES AND METHODS

A description of the main source data available for the compilation of GDP by expenditure components is provided followed by a description of the methods used for the calculation of each of these components:

Sources

Foreign trade data

The main data sources for external trade statistics are custom declarations collected by the Indirect Taxation Authority of BH and taken over by Agency for Statistics. The observation unit is each import and exports shipment with the rest of the world and is uniform as regards the type of goods, country of destination or origin, and for which the custom declaration was filled. The external trade statistics data are produced and published on a monthly basis. The external trade are monitored according to the special trade system (relaxed definition), which means that beside regular import and export transactions also inward and outward processing as well as processing carried out in custom free zones are included.

Data on imports and exports are available based on the Customs Tariff of BH, which uses a 10-digit code system for the identification of the goods. The first 6 digits correspond to the Harmonized System (HS), the international nomenclature for the classification of foreign trade data. The additional two digits are harmonized with the EU nomenclature (Combined Nomenclature-CN), and the last 2 digits are an extension of the classification to meet specific needs of BH.

The import data are valued in c.i.f. prices and export data in f.o.b. prices.

Household budget survey

The household budget survey is a national household based survey conducted in irregular time periods in Bosnia and Herzegovina mainly focusing on final consumption expenditure of households.

The household budget survey was implemented for the first time in Bosnia and Herzegovina in 2004. The main purpose of the survey was collecting information on the structure and levels of consumption expenditure by the main social, economic and territorial characteristics of the households by collecting data from a sample of households by mean of interviews and diaries kept by households on their expenditures and production for self-consumption.

Prikupljeni podaci o izdacima kućanstva obuhvataju novčane izdatke koje kućanstva imaju za kupovinu proizvoda i usluga namjenjenih krajnjoj potrošnji. Pored novčanih izdataka u Anketu su uključeni i nenovčani izdaci koji se odnose na potrošnju iz vlastite proizvodnje i usluge stanovanja za stanove nastanjene njihovim vlasnicima. Za analizu strukture potrošnje koristi se Klasifikacija individualne potrošnje prema namjeni (COICOP). Uslijed činjenice da su ukupni izdaci potrošnje kućanstva u istraživanju izračunati na uzorku podataka, procjena za ukupnu populaciju Bosne i Hercegovine je dobivena preračunom izdataka za svaku stavku po glavi stanovnika uz primjenu zvanične procjene stanovništva BiH. Za svaku stavku, obračunate su greške pri uzorkovanju u cilju pružanja indikacija o točnosti procjena. Posljednja anketa je provedena na uzorku od 7400 kućanstva, pomoću tri upitnika: Dnevnik nabavki, Dnevnik o potrošnji iz vlastite proizvodnje i Završni intervju. U 2011. u anketu su uključena dva dodatna modula: Modul socijalne uključenosti, migracija i doznaka i Modul zdravstvenog stanja i zdravstvenih usluga.

PRODCOM istraživanje

Predmet PRODCOM istraživanja je industrijska proizvodnja, izvršena na teritoriju Bosne i Hercegovine u razdoblju od jedne kalendarske godine. Istraživanje prikuplja podatke o obujmu i vrijednosti proizvodnje i prodaje industrijskih proizvoda, na detaljnoj razini pojedinog proizvoda, specificiranog u nomenklaturi industrijskih proizvoda.

Obuhvat PRODCOM istraživanja nije potpun, i utemeljen je na adresaru statističkih jedinica za godišnje statističko istraživanje o industriji. Obuhvat za Federalni Zavod za Statistiku je limitiran na jedinice izvješća koje imaju deset ili više zaposlenika, a Statistički Zavod Republike Srpske i podružnica BHAS-a u Distriktu Brčko obuhvataju u istraživanju sve jedinice izvješća iz adresara. Podešavanja za neobuhvat su načinjena putem korištenja koeficijenata (odnos ukupnog output-a prema output-u obuhvaćenom istraživanjem) na razini razreda NACE-a. Svi proizvodi koji pripadaju razredu su podešeni sa istim koeficijentom izračunatim na razini razreda.

Bilanca plaćanja

Kompilacija statistike bilance plaćanja za Bosnu i Hercegovinu je u nadležnosti Centralne Banke Bosne i Hercegovine. Za kompilaciju bruto

Collected data on household's final consumption expenditure include monetary expenditure that households spend to purchase products and services for final consumption. In addition to monetary expenditures survey also includes a non-monetary expenditures of households that are related to consumption from own production and housing services for dwellings occupied by their owners. For the analysis purposes the consumption expenditure are classified in accordance to the Classification of Individual Consumption by Purpose (COICOP). Estimates for the total population of BiH were obtained by grossing up the survey's results on national per capita expenditures of each item by the official estimate of the population of the BiH. Sampling errors were calculated for each item to provide an indication of the accuracy of the estimates.

The last survey was conducted on the sample of 7400 households. Data collection is performed using three questionnaires: Diary of purchases, Self-consumption diary and Final interview. In 2011 the survey included two additional modules: Module for social inclusion, migration and remittances and Module for health status and health services.

PRODCOM survey

The subject of the PRODCOM survey is industrial production, accomplished at the territory of Bosnia and Herzegovina in the period of one calendar year. The survey collects data on volume and value of production and sales of industrial production, at the detailed level of a single product specified in the nomenclature of industrial products.

The coverage of the PRODCOM survey is not full, and it is based on the address list of statistical units used for annual statistical surveys on industry. The coverage in the Federal Institute of Statistics is limited to those reporting units that have ten or more employees while in the Statistical Institute of Republic Srpska and the Statistical Branch of District Brcko all reporting units from the address list are included in the survey. An adjustment for non-coverage was made using coefficients (the ratio of total output to the output covered by the survey) at the level of the NACE class. All products belonging to a class were adjusted with the same coefficient calculated at the class level.

Balance of payment

Compilation of the balance of payment statistics in Bosnia and Herzegovina is the responsibility of the Central Bank of Bosnia and Herzegovina. For the

domaćeg proizvoda rashodnim pristupom, korišteni su podaci o uvozu i izvozu roba i usluga.

Izvoz i uvoz roba vrijednovan je f.o.b. cijenama. F.o.b. cijena (free on board) izvoza i uvoza je tržišna vrijednost roba u točki jedinstvene valorizacije, (carinska granica ekonomije iz koje je izvezena); i jednaka je c.i.f. cijeni umanjenoj za troškove transporta i naknade osiguranja, između carinske granice zemlje izvoznice (uvoznice) i uvoznice (izvoznice).

Izvoz i uvoz usluga se klasificira u tri skupine: transport, putovanja i ostale usluge. Transportne usluge sadrže transport roba i putnika.

Istraživanje o Investicijama

Istraživanje o bruto investicijama u stalna sredstva se provodi godišnje od 2004. godine, od strane statističkih institucija u Bosni i Hercegovini. Istraživanje obuhvata sve pravne subjekte i daje detaljne podatke o ulaganju u opipljiva i neopipljiva stalna sredstva; troškove koji su povezani sa stjecanjem ne-proizvedene, ne-financijske imovine (unaprijeđenje zemljišta i troškovi prijenosa vlasništva nad ne-proizvedenom ne-financijskom imovinom). U istraživanju, bruto investicije u stalna sredstva su podijeljene na stjecanje novih sredstava, stjecanje polovnih sredstava i dezinvesticiju postojećih sredstava.

Istraživanje prikuplja i informacije o uložnim sredstvima pravnih subjekata u dragocjenosti.

Output po ekonomskoj aktivnosti

Output po ekonomskim aktivnostima je obračunat na razini 5 cifri NACE klasifikacije, od strane entitetskih statističkih institucija i korišten je za procjenjivanje različitih vrsta usluga.

Promjene na zalihama po ekonomskoj aktivnosti

Obračun promjena na zalihama je baziran na podacima iz računovodstvenih izvješća. Za potrebe revizije procjena BDP-a rashodnim pristupom, entitetski statistički zavodi su osigurali detaljne podatke o zalihama, na razinu klase (4 cifre NACE). Na raspolaganju su bili podaci samo za poduzeća. Zalihe su se sastojale od slijedećih kategorija: gotovi proizvodi, nedovršena proizvodnja, trgovačka roba, te sirovine i materijal.

compilation of gross domestic product by expenditure data on exports and imports of goods and services were used.

Export and import goods are valued by f.o.b. prices. The f.o.b. prices (free on board) of exports and imports is the market value of the goods at the point of uniform valuation, (the custom frontier of the economy from which they are exported); it is equal to the c.i.f. price less the costs of transportation and insurance charges, between the custom frontier of the exporting (importing) country and that of the importing (exporting) country.

Exports and imports of services are classified into three groups: transportation, travel and other services. Transportation services comprise services of transport of goods and passengers.

Investment survey

The survey on the gross fixed capital formation has been carried out annually since 2004 by statistical institutions in Bosnia and Herzegovina. The survey covers all legal units and detailed data on product groups of tangible and intangible fixed assets and costs associated with acquisition of non-produced non-financial assets (land improvement work and transaction costs of ownership of non-produced non-financial assets). In the survey gross fixed capital formation is divided into acquisitions of new assets, acquisition of existing assets and disposals of existing assets.

The survey collects the information on the investment of legal entities in valuables as well.

Output by economic activity

Output by economic activities has been calculated on five-digit level of NACE classification by entities statistical institutions and has been used for estimation of different type services.

Changes in inventories by economic activity

Calculation of changes in inventories is based on accounting statement data. For the revision of the estimates of GDP by expenditure, the entities statistical offices have provided detailed data on inventories at the class level (4 digits NACE). Only data for enterprises have been available. Inventories consist of the following categories: finished goods, work in progress, trade goods and raw materials and supplies.

Indeks potrošačkih cijena

Indeks potrošačkih cijena (CPI) je mjera prosjeka promjena u cijenama u određenom vremenskom razdoblju za potrošačku korpu proizvoda i usluga i koristi se kao mjera inflacije potrošačkih cijena u entitetima i Bosni i Hercegovini. Indeks potrošačkih cijena je kompiliran sa podacima koji počinju sa siječnjom 2005. Razdoblje koje je usvojeno kao bazno za obračun indeksa je prosinac 2004. Promjena referentne baze za izračun indeksa je izvršena u 2011. godini.

Indeks jediničnih vrijednosti

Indeks jediničnih vrijednosti (Paasche tip) pruža informacije o trendovima jediničnih uvezno izvoznih vrijednosti koje se ponderiraju količinama tekućeg referentnog razdoblja. Indeks jediničnih vrijednosti nije pravi indeks cijena. Na kvalitet ovog indeksa utječu ne samo promjene cijena koje su uključene u jedinične vrijednosti nego i struktura i kvalitet robe.

Za potrebe nacionalnih računa indeks jediničnih vrijednosti je izračunat za razdoblje 2005 – 2011.

Procjene stanovništva

U svrhu kompilacije Bruto domaćeg proizvoda prema rashodnom pristupu, korištene su procjene broja stanovnika sačinjene od strane BHAS-a. Važno je napomenuti da ove procjene populacije ne iskazuju istu vrijednost koja se dobije sabiranjem procjena sačinjenih od strane entiteta.

Ostali izvori

Pored navedenih izvora podataka, korišteni su i mnogi drugi izvori kojima smo raspolagali.

Metode**Izdaci potrošnje kućanstva**

Procjene izdataka kućanstva za potrošnju su djelimično bazirane na rezultatima istraživanja o potrošnji kućanstava, podacima o vanjskoj trgovini, domaćoj proizvodnji robe i usluga za potrošnju. Procjene za godine za koji nisu bili na raspolaganju podaci iz Ankete o potrošnji kućanstava, su bazirane na podacima o uvozu i domaćoj proizvodnji i/ili ekstrapolaciji procjena za prethodne godine, korištenjem relevantnih indikatora. Potrošnja kućanstava električne energije, plina i vode bazirana je na izvješćima komunalnih poduzeća.

Consumer price indices

The Consumer Price Index (CPI) is a measure of the average change in prices over time of a market basket of goods and services and is used as measure of consumer price inflation in the entities and in Bosnia and Herzegovina as a whole. The CPI has been compiled starting with the data for January 2005. The period adopted as the base of calculation for the indices is December 2004. The reference base year for index calculation was changed in 2011.

Export/Import Unit value indices

Foreign trade unit value index (Paasche type) provides information on the trends in import and export unit values that are weighted with quantities of the current reference period. The unit value index is not a genuine price index. It is affected not only by changes in the prices included in the unit values, but also by the structure and quality of the goods.

For needs of national accounts foreign trade unit value index has been calculated for period 2005 – 2011.

Population estimation

For purposes of GDP compilation by expenditure in final uses, the population estimates made by the BHAS have been used. It is important to mention that these population estimates do not coincide with the aggregate obtained by summing up the respective independent estimates made by the entities.

Other data sources

In addition to above mentioned, also all other available sources of information were used.

Methods**Household consumption expenditure**

Estimates of household consumption expenditure are partially based on the results of the household budget survey, data on foreign trade and domestic production of consumer goods and services. Estimates for the years for which no household budget survey data are available, are based on imports and domestic production statistics and/or extrapolation of the previous year estimates using relevant indicators. The household consumption of electricity, gas and water is based on the reports of the utility enterprises.

Procjene potrošnje poljoprivrednih proizvoda bazirane su na ekstrapolaciji količina potrošenih u prethodnoj godini sa stopom rasta ponude poljoprivrednih proizvoda i promjena u potrošačkim cijenama za odgovarajuće proizvode.

Procjene potrošnje proizvedenih neprehrambenih i prehrambenih proizvoda bazirane su na podacima statistike vanjske trgovine, izvješćima poduzeća o proizvodnji, te anketama o potrošnji kućanstava.

Glavni izvor za kompilaciju procjena potrošnje usluga su ankete o potrošnji kućanstava i odgovarajuće procjene output-a po ekonomskoj aktivnosti kompilirane od strane entitetskih zavoda za statistiku i podružnice BHAS-a u Brčko Distriktu. Za godine kada nisu raspoloživi podaci iz ankete o potrošnji kućanstava procjene su bazirane na ekstrapolaciji procjena prethodne godine sa obujmom i indikatorima cijena.

Procjene izdataka rezidenata u inozemstvu i nerezidenata na teritoriju Bosne i Hercegovine su dobijene iz odgovarajućih procjena iz statistike bilance plaćanja kompiliranih od strane Centralne Banke Bosne i Hercegovine - CBBH.

Revizija izdataka potrošnje kućanstava bila je usmjerena na detaljnu analizu kvaliteta raspoloživih izvora podataka, kao i primijenjenih metoda. Obzirom da su na raspolaganju bili podaci iz tri ankete o potrošnji kućanstava, revizija je bila usmjerena i na analizu kretanja potrošnje za pojedine komponente u razdoblju od 2004. do 2007. godine, kada su provedene prva i druga anketa o potrošnji kućanstava, pa do 2011. kada je provedena treća anketa. Kao dodatni izvori podataka korišteni su podaci istraživanja koja su razvijena u prethodnom razdoblju.

Za potrebe analize pripremljene su detaljne tablice za razdoblje 2004 – 2010, koje su omogućile praćenje promjena kretanja vrijednosti uvezene robe (cif), domaće proizvodnje, izvoza; promjena obračunatih redovitih i posebnih carina i akciza sukladno važećim propisima, promjena u veličini obračunate marže, poreza na promet i poreza na dodanu vrijednost u ovisnosti od propisa koji su bili u primjeni.

S ciljem ocjene kvaliteta realnih promjena u potrošnji kućanstava posebna pažnja je posvećena procjenama u stalnim cijenama.

Estimates of consumption of agriculture products are based on the extrapolation of the quantities consumed in previous year by the growth rate of the supply of agriculture products and changes in the consumer prices for the respective products.

Estimates of consumption of manufactured non-food and food products are mainly based on data on the supply of these items to the domestic market derived from the foreign trade statistics and the reports of enterprises on production as well as the household budget survey.

The main sources for the compilation of the estimates of consumption of services are household budget surveys and the respective estimates of output by economic activity compiled by the entities' institute of statistics and the Brcko branch of the BHAS. Estimates for years when data from HBS were not available, were based on the extrapolation of the previous year estimate by volume and price indicators.

Estimates of expenditures of residents abroad and non-residents in the territory of BiH were obtained from the respective estimates of the balance of payments statistics compiled by the CBBH.

The revision of household final consumption expenditure was focused on a detailed analysis of the quality of available data sources, as well as the methods employed. Considering that the data from three household budget surveys were available, the revision focused on the analysis of consumption trends for components of individual consumption in the period from 2004 to 2007, when the first and second survey on household consumption was conducted and from 2007 until 2011 when the third survey was conducted. Data from recently implemented surveys were used as an additional data sources.

For analytical purposes tables with very detailed data were prepared for the period 2004 - 2010, enabling the monitoring of changes in the movement of imported goods (cif), domestic production, exports, changes in regular and special customs and excise duties in accordance with applicable regulations, changes in the calculated margin, sales tax and value added tax, depending on the laws that have been in use.

In order to evaluate the changes in household consumption in real terms, special attention was paid to the estimates at constant prices.

Potrošnja ne-profitnih institucija koje usluge pružaju kućanstvima (NPISH)

Procjene potrošnje NPISH su bazirane na odgovarajućim procjenama output-a za ove institucije kompilirane od strane entitetskih statističkih institucija u okviru njihovih aktivnosti na kompilaciji procjena BDP-a po proizvodnom pristupu. Output ovih institucija je mjereno kao zbir komponenata troškova proizvodnje: naknada zaposlenim, potrošnja roba i usluga za proizvodnju, ostalih poreza na proizvode i potrošnja fiksnog kapitala.

U procesu revizije, analiza obuhvata neprofitnih institucija ukazala je na potrebu eliminiranja nekih jedinica iz ove procjene, što je kao rezultat imalo smanjenje ranije sačinjenih procjena u razdoblju 2008 – 2010.

Izdaci za krajnju potrošnju vlade

Procjene su bazirane na analizama podataka prikupljenih i obrađenih od strane statističkih institucija Bosne i Hercegovine, o izvršenju proračuna za sve vladine institucija koje obuhvataju, državne, entitetske, kantonalne, lokalne jedinice vlasti i izvan-proračunske fondove. Uključeni su i izdaci zdravstvenih i mirovinskih fondova. Potrošnja je mjerena kao zbir troškova proizvodnje (naknade zaposlenim, potrošnja roba i usluga za proizvodnju, ostali porezi na proizvode i potrošnja fiksnog kapitala).

Revizija podataka nije imala utjecaj na prethodne procjene izdataka za krajnju potrošnju kućanstava.

Procjene bruto investicija u stalna sredstva

Procjene investicija u strojeve i opremu i motorna vozila su dobijena iz detaljnih analiza uvoza i domaće proizvodnje kapitalnih roba. U postupku revizije implementirana je nova Kombinirana Nomenklatura (CN) i nova Carinska tarifa BiH, što je dovelo do smanjenja procjena investicija u strojeve i opremu, sačinjenih ranije.

Procjene investicija u građevinske projekte, temeljene su na podacima outputa iz računa proizvodnje, korigiranog za vrijednost outputa realiziranog u inozemstvu.

Procjene promjena na zalihama

Postoje različiti izvori podataka o zalihama koje drže proizvođači, ali ni jedan od njih ne obuhvata dovoljno dugo vremensko razdoblje i sve

Consumption of non-profit institutions serving households (NPISHs)

The estimates of consumption of NPISHs are based on the respective estimates of output of these institutions compiled by the entities' statistical institutions within the framework of their work in compiling GDP estimates based on the production approach. Output of these institutions is measured by the sum of the cost components of production, that is, compensation of employees, consumption of goods and services for production, other taxes on production, and consumption of fixed capital)

In the revision process, the analysis of non-profit institutions was focused on the coverage of units in the published estimates. The analysis indicated the necessity of eliminating certain units from existing estimates which resulted in a slight reduction of published data.

General Government consumption expenditure

The estimates are based on the analysis of the data collected and processed by the statistical institutions of BiH on the execution of the budgets by all government institutions comprising the state, the entities, cantons, local authorities, and extra budgetary funds. It also includes the expenditures of the health and pension funds. Consumption is measured as the sum of the production costs (compensation of employees, consumption of goods and services for production, other taxes on production, and consumption of fixed capital).

Data revision did not have any influence on the previous estimates of general government consumption expenditure.

Estimates of gross fixed capital formation

Estimates on investment in machinery and equipment and motor vehicles are obtained from the detailed analysis of imports and domestic production of capital goods.

In the revision process the new Combined Nomenclature was implemented as well as the new BH Custom tariff causing reduction of investment in machinery and equipment estimated before.

Estimates of investment in construction projects are based on value of output in production account, adjusted by value of construction abroad.

Estimates of changes in inventories

There are different data sources on inventories held by producers but not all of them cover a sufficiently long period of time and all economic activities, except

ekonomske kategorije, osim godišnjih finansijskih izvješća poduzeća. Ostali izvori podataka razvijeni su tek nedavno tako da obuhvataju samo dio aktivnosti, odnosno samo podatke o gotovim proizvodima. Zbog toga su ove procjene sačinjene kao razlika između knjigovodstvene vrijednosti zaliha na početku i na kraju izvještajnog razdoblja, samo za poduzeća.

Uzimajući u obzir da čak i kod skromne inflacije vlasnički dobitci mogu biti dovoljno veliki da iskrive mjerenje različitih kategorija kao što su: proizvodnja, dohodak, potrošnja, štednja i sl; revidirane procjene promjena na zalihama su korigirane eliminiranjem vlasničkih dobitaka (dio promjene u vrijednosti nastala kao posljedica promjene cijena u razdoblju u kome proizvođač drži zalihe). Za obračun vlasničkih dobitaka korišteni su indeksi proizvođačkih cijena i indeksi potrošačkih cijena.

Procjene dragocjenosti

Procjene ulaganja u dragocjenosti su preuzete iz podataka koji su prikupljeni istraživanjem o investicijama.

Uvoz i izvoz roba i usluga

Procjene ukupnog uvoza i izvoza roba i usluga su uzete iz odgovarajućih procjena statistike platne bilance plaćanja kompilirane od strane Centralne banke Bosne i Hercegovine. Uvoz i izvoz usluga, sukladno definicijama nacionalnih računa, ne uključuje plaćanja između rezidenata i nerezidenata, koja se odnose na primarne dohotke (dohodak od imovine i rada).

Statistika platne bilance je metodološki unaprijeđena implementacijom novih standarda datih u MMF-om priručniku, šesto izdanje (BPM6) kao i implementacijom preporuka tehničkih misija MMF-a. Implementacija novog priručnika BPM 6 u statistiku platne bilance, dovela je do promjena i u kompilaciji, a i u predstavljanju podataka. Novi podaci Bilance plaćanja, nedavno publicirani, razlikuju se značajno od ranije objavljenih i imaju značajan utjecaj na kompiliranje Bruto domaćeg proizvoda prema rashodnom pristupu. Među promjenama koje su nastale u statistici platne bilance treba istaći implementaciju neto koncepta u bilježenju podataka o robi za doradu i reviziju koje su nastale poboljšanjem izvora i metoda.

annual financial reports of enterprises. Other data sources developed in most recent periods has only partial coverage of industries and provide only data on finished goods. These estimates were taken as the differences between the opening and closing book values reported by enterprises.

Taking into account that even with moderate inflation, holding gains can be large enough to distort the measurement of different categories like production, income, expenditure; saving etc. the revised estimates of changes in inventories were adjusted eliminating holding gains (part of the change in value due to changes in prices during the time the inventories are held by producers in the year of reference). For calculation of holding gains Producer price indices and Consumer price indices were used.

Estimates of valuables

The estimates of investment in valuables were taken from the data collected by investment survey.

Imports and exports of goods and services

The estimates of total imports and exports of goods and services were taken from the corresponding estimates of balance of payment statistics compiled by the CBBiH. Imports and exports of services, in accordance with the definitions of the national accounts, do not include payments between residents and non-residents related to primary income (income from property and labour).

Methodological improvements in the balance of payment statistics were recently implemented with adoption of updated standards given by the IMF Balance of Payment Manual, Sixth edition (BPM 6) as well as the implementation and recommendations made by an IMF's technical assistance mission. Implementation of the new Balance of Payment Manual, Sixth edition – BPM6 in the balance of payment statistics caused changes to both the compilation and presentation of the data. The new published data on Balance of payment differ significantly from previously published and have considerable impact on compilation of Gross domestic product by expenditure approach.

Among the changes in the balance of payments data it should be noted the implementation of the net concept in recording data on goods for processing and revisions to flows stemming from improved source data and methods.

Zbog trenutnog nedostatka izvora podataka, revidirane procjene bilance plaćanja su raspoložive samo od prvog tromjesečja 2007. Stoga, revidirane procjene BDP-a su kompilirane samo od 2007. godine.

Procjene u stalnim cijenama

Procjene BDP-a rashodnim pristupom obračunate su u cijenama prethodne godine, što omogućava poređenje podataka između dvije godine, na kvantitativnoj osnovi (nakon eliminiranja efekta promjena u cijenama). Implicitni deflatori agregata i njegovih komponenti su Paasche-ove vrste, što ukazuje na to da se ne odlikava samo promjena u cijenama nego i promjena u sastavu rashoda za godine koje se upoređuju. Slijedi opis osnovnih izvora i metoda korištenih za komponente krajnje potrošnje:

Izdaci za krajnju potrošnju kućanstva: procjene potrošnje poljoprivrednih proizvoda u cijenama prethodne godine su dobijene revalorizacijom potrošenih količina, korištenjem prosječnih cijena prethodne godine. Za sve ostale stavke koje čine potrošnju kućanstva, procjene pri stalnim cijenama su obračunate na razini 4 cifre COICOP klasifikacije, deflacijom odgovarajućih vrijednosti tekućih cijena sa odgovarajućom komponentom Indeksa potrošačkih cijena (CPI).

Izdaci rezidentnih kućanstava u inozemstvu su deflacijom relevantnim komponentama indeksa potrošačkih cijena za zemlje koje su glavne destinacije u turizmu. Potrošnja nerezidenata je deflacijom sa relevantnim komponentama CPI-a.

Izdaci za krajnju potrošnju NPISH: procjene pri stalnim cijenama su dobijene kao zbir troškova komponenti potrošnje obračunate u cijenama prethodne godine, pri čemu je kupovina deflacijom sa općim CPI-em (indeksom potrošačkih cijena), a naknade zaposlenicima pri stalnim cijenama su dobijene ekstrapolacijom podataka iz prethodne godine sa promjenama u broju zaposlenika.

Izdaci za krajnju potrošnju vlada: su dobijeni kao zbir komponenti troškova pri stalnim cijenama. Nabavka roba i usluga je deflacijom sa općim CPI-em (indeksom potrošačkih cijena), a naknade za zaposlene promjenama u broju zaposlenih.

Due to the lack of source data at present, revised estimates of balance of payment flows are available only from the first quarter of 2007. Consequently, revised estimates of GDP have been compiled only from 2007.

Estimates at constant prices

Estimates of GDP by expenditure were calculated at prices of the previous year, thus allowing the comparison of the data of two consecutive years on a quantitative basis (after eliminating the effect of changes in prices). The implicit deflators of the aggregate and its component are of a Paasche type, which implies that they reflect not only changes in prices but also changes in the composition of the expenditures between the years compared. A description of the main sources and methods by component of final expenditures is as follows:

Household consumption expenditure: *estimates of consumption of agriculture products at prices of previous year were obtained by revaluating the quantities consumed using the average prices of previous year. For all other items composing the consumption of households, estimates at constant prices were calculated at the four-digit level of the COICOP classification by deflation of the respective current price values with the most appropriate component of the Consumer Price Index (CPI). Expenditures of resident households abroad were deflated by relevant components of the consumer price indices of the countries of main destination of tourism. The consumption of non-residents was deflated by relevant components of the CPI.*

NPISHs consumption expenditure: *estimates at constant prices were obtained as the sum of the cost component of consumption recalculated at prices of previous year, where purchases were deflated by the general CPI and remuneration of employees at constant prices are obtained by extrapolation of the previous year data by the change in the number of employees.*

General government consumption expenditure: *were obtained as the sum of the cost component at constant prices. Purchases of goods and services were deflated by the general CPI and the remuneration of employees was based on the changes in the number of employees.*

Bruto investicije u stalna sredstva: Vrijednost ulaganja u strojeve i opremu u stalnim cijenama dobijena je deflacioniranjem tekućih vrijednosti.

Procjene za građevinske radove (zgrade i objekte) su obračunate deflacioniranjem, korištenjem implicitnog deflatora output-a za građevinsku djelatnost.

Strojevi i oprema proizvedeni u BiH su deflacionirani odgovarajućim indeksom proizvođačkih cijena, a strojevi i oprema inozemnog podrijetla su deflacionirani indeksom proizvođača zemalja iz kojih je oprema uvezena, ponderiranog učešćem u ukupnom uvozu opreme.

Dragocjenosti: Vrijednost dragocjenosti u stalnim cijenama dobijena je deflacioniranjem tekuće vrijednosti indeksom potrošačkih cijena.

Izvoz i uvoz roba i usluga: Za obračun izvoza i uvoza roba i usluga u stalnim cijenama korišteni su indeksi jediničnih vrijednosti, Paasche vrste. Ovi indeksi su bazirani na detaljnim podacima vanjske trgovine korišteni za deflaciju odgovarajućih vrijednosti izvoza i uvoza u tekućim cijenama. Izvoz i uvoz usluga je deflacioniran odgovarajućim indeksima cijena.

Gross fixed capital formation: Estimates of construction assets (buildings and structures) were deflated using the implicit deflator of output of the construction industry.

Calculations of acquisition of machinery and equipment at constant prices were obtained by deflation of the current values.

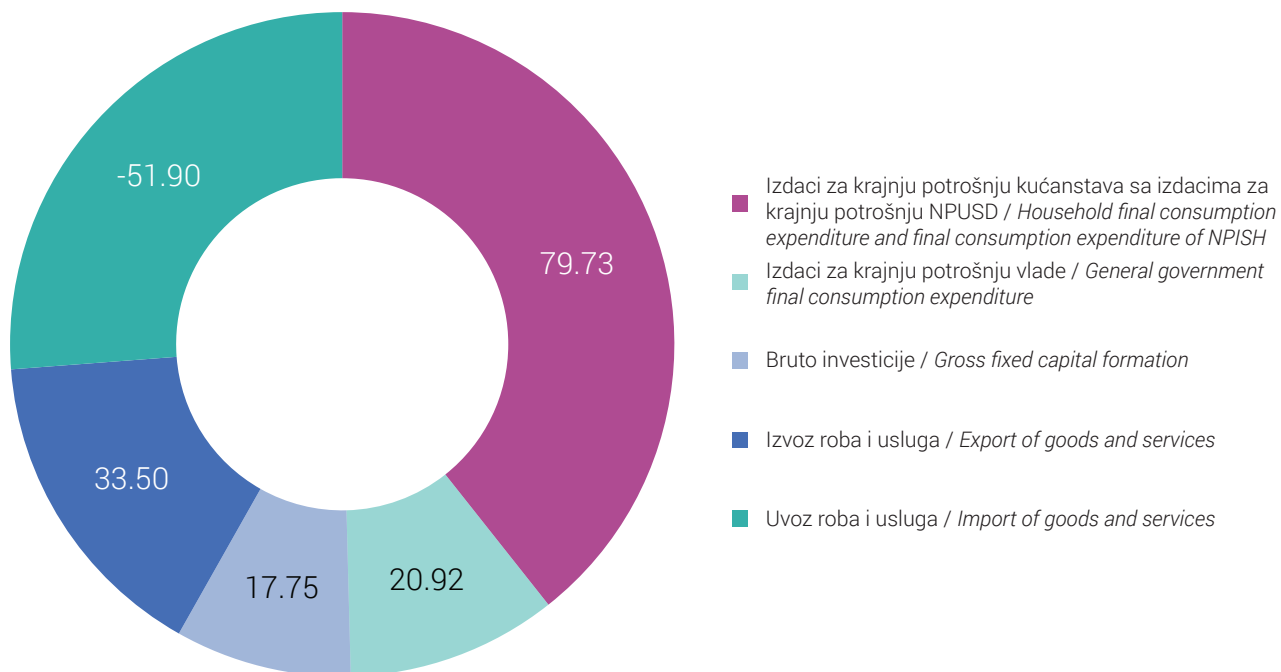
As the deflator for domestically produced equipment corresponding producer price index was used. Imported machinery and equipment was deflated by producer price index from country of origin, weighted by share in total import of machinery and equipment.

Valuables: Estimates of valuables at constant prices were obtained by deflation of the current value by consumer price index.

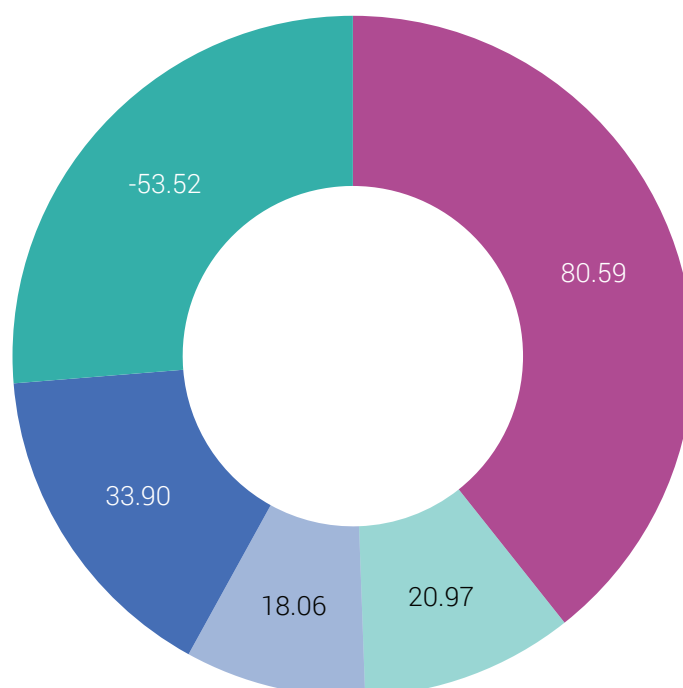
Exports and imports of goods and services: Unit value indices of a Paasche type for exports and imports were used for the deflation of the respective values of exports and imports at current prices. Exports and imports of services were deflated by price indices.

TABLICE I GRAFIKONI
TABLES AND GRAPHS

Bruto domaći proizvod, milijuna KM
Gross domestic product, mln KM



Bruto domaći proizvod - rashodni metod, stalne cijene 2015
Gross domestic product by expenditure, constant prices 2015



BRUTO DOMAĆI PROIZVOD PREMA PROIZVODNOM, DOHODOVNOM I RASHODNOM PRISTUPU 2015.
GROSS DOMESTIC PRODUCT BY PRODUCTION, INCOME AND EXPENDITURE APPROACH 2015

1.1 BRUTO DOMAĆI PROIZVOD PREMA RASHODNOM PRISTUPU, tekuće cijene, 2007-2015
1.1 GROSS DOMESTIC PRODUCT, BY EXPENDITURE APPROACH, current prices, 2007-2015

000 KM

Rashodne kategorije	2007	2008	2009	2010	2011	2012	2013	2014	2015
<i>Expenditure categories</i>									
Izdaci za krajnju potrošnju kućanstava / Households final consumption expenditure	19.348.542	21.728.002	20.928.130	21.293.852	21.901.010	22.334.243	22.520.639	22.829.722	23.156.597
Izdaci za krajnju potrošnju NPUSD / Final consumption expenditure of NPISH	361.299	420.547	431.964	441.864	454.034	479.487	436.196	328.879	316.168
Izdaci za krajnju potrošnju vlade / General government final consumption expenditure	4.697.252	5.570.487	5.734.140	5.779.755	5.975.053	6.015.845	5.977.798	6.083.334	6.160.237
Individualna potrošnja vlade / Individual government consumption	2.135.059	2.627.998	2.658.878	2.725.905	2.825.225	2.880.560	2.849.679	2.864.806	2.898.505
Kolektivna potrošnja vlade / Collective government consumption	2.562.193	2.942.489	3.075.262	3.053.850	3.149.828	3.135.285	3.128.119	3.218.528	3.261.732
Bruto investicije / Gross capital formation	5.719.581	6.798.819	4.796.123	4.032.691	4.808.326	4.932.630	4.769.851	5.133.820	5.224.354
Bruto investicije u stalna sredstva / Gross fixed capital formation	5.034.813	6.052.385	4.810.465	4.299.309	4.749.841	4.783.187	4.713.638	5.234.433	4.988.690
Promjene zaliha / Change in inventories	684.068	745.694	-14.975	-266.836	58.016	148.783	55.567	-101.153	235.614
Dragocjenosti / Valuables	700	740	633	218	469	660	646	540	50
Izvoz roba i usluga / Export of goods and services	6.110.820	6.851.447	6.201.956	7.532.260	8.403.440	8.481.929	9.035.823	9.320.901	9.863.105
Robe (fob) / Goods (fob)	3.274.858	3.882.963	3.560.207	4.775.144	5.775.930	5.844.038	6.427.109	6.619.684	6.967.563
Usluge / Services	2.835.963	2.968.484	2.641.749	2.757.116	2.627.510	2.637.891	2.608.714	2.701.217	2.895.542
Uvoz roba i usluga (minus) / Import of goods and services (minus)	12.728.335	15.136.742	12.086.332	13.005.289	14.637.143	14.630.848	14.488.839	15.507.744	15.280.620
Robe (fob) / Goods (fob)	12.021.801	14.354.559	11.192.566	12.200.884	13.856.208	13.845.663	13.743.347	14.722.586	14.418.515
Usluge / Services	706.534	782.183	893.765	804.406	780.934	785.185	745.492	785.158	862.105
Bruto domaći proizvod / Gross domestic product	23.509.160	26.232.561	26.005.982	26.075.133	26.904.720	27.613.286	28.251.468	28.188.913	29.439.842

1.2 BRUTO DOMAĆI PROIZVOD PREMA RASHODNOM PRISTUPU, tekuće cijene, struktura, 2007-2015
1.2 GROSS DOMESTIC PRODUCT, BY EXPENDITURE APPROACH, current prices, structure, 2007-2015

%

Rashodne kategorije	2007	2008	2009	2010	2011	2012	2013	2014	2015
<i>Expenditure categories</i>									
Izdaci za krajnju potrošnju kućanstava / Households final consumption expenditure	82,30	82,83	80,47	81,66	81,40	80,88	79,71	80,99	78,66
Izdaci za krajnju potrošnju NPUSD / Final consumption expenditure of NPISH	1,54	1,60	1,66	1,69	1,69	1,74	1,54	1,17	1,07
Izdaci za krajnju potrošnju vlade / <i>General government final consumption expenditure</i>	19,98	21,24	22,05	22,17	22,21	21,79	21,16	21,58	20,92
Individualna potrošnja vlade / <i>Individual government consumption</i>	9,08	10,02	10,22	10,45	10,50	10,43	10,09	10,16	9,85
Kolektivna potrošnja vlade / <i>Collective government consumption</i>	10,90	11,22	11,83	11,71	11,71	11,35	11,07	11,42	11,08
Bruto investicije / Gross capital formation	24,33	25,92	18,44	15,47	17,87	17,86	16,88	18,21	17,75
Bruto investicije u stalna sredstva / <i>Gross fixed capital formation</i>	21,42	23,07	18,50	16,49	17,65	17,32	16,68	18,57	16,95
Promjene zaliha / <i>Change in inventories</i>	2,91	2,84	-0,06	-1,02	0,22	0,54	0,20	-0,36	0,80
Dragocjenosti / <i>Valuables</i>	0,00	0,00	0,00	0,00	0,00	0,00	0,00	0,00	0,00
Izvoz roba i usluga / Export of goods and services	25,99	26,12	23,85	28,89	31,23	30,72	31,98	33,07	33,50
Robe (fob) / <i>Goods (fob)</i>	13,93	14,80	13,69	18,31	21,47	21,16	22,75	23,48	23,67
Usluge / <i>Services</i>	12,06	11,32	10,16	10,57	9,77	9,55	9,23	9,58	9,84
Uvoz roba i usluga (minus) / <i>Import of goods and services (minus)</i>	54,14	57,70	46,48	49,88	54,40	52,98	51,29	55,01	51,90
Robe (fob) / <i>Goods (fob)</i>	51,14	54,72	43,04	46,79	51,50	50,14	48,65	52,23	48,98
Usluge / <i>Services</i>	3,01	2,98	3,44	3,08	2,90	2,84	2,64	2,79	2,93
Bruto domaći proizvod / Gross domestic product	100,00	100,00	100,00	100,00	100,00	100,00	100,00	100,00	100,00

BRUTO DOMAĆI PROIZVOD PREMA PROIZVODNOM, DOHODOVNOM I RASHODNOM PRISTUPU 2015.
GROSS DOMESTIC PRODUCT BY PRODUCTION, INCOME AND EXPENDITURE APPROACH 2015

2.1 BRUTO DOMAĆI PROIZVOD PREMA RASHODNOM PRISTUPU, stalne cijene, 2007-2015
2.1 GROSS DOMESTIC PRODUCT, BY EXPENDITURE APPROACH, at constant prices, 2007-2015

000 KM

Rashodne kategorije	2007	2008	2009	2010	2011	2012	2013	2014	2015
<i>Expenditure categories</i>									
Izdaci za krajnju potrošnju kućanstava / Households final consumption expenditure	-	20.371.657	20.755.457	20.950.081	21.260.301	21.757.469	22.339.043	22.951.644	23.242.123
Izdaci za krajnju potrošnju NPUSD / Final consumption expenditure of NPISH	-	391.461	433.612	432.691	437.942	469.858	436.633	331.866	319.362
Izdaci za krajnju potrošnju vlade / General government final consumption expenditure	-	4.853.514	5.609.745	5.833.231	5.734.332	6.022.072	5.979.625	6.034.335	6.130.769
Individualna potrošnja vlade / Individual government consumption	-	2.211.873	2.663.494	2.705.408	2.719.939	2.850.150	2.851.856	2.838.328	2.880.292
Kolektivna potrošnja vlade / Collective government consumption	-	2.641.641	2.946.251	3.127.823	3.014.393	3.171.922	3.127.769	3.196.007	3.250.477
Bruto investicije / Gross capital formation	-	6.576.408	4.842.176	4.032.490	4.622.005	5.007.281	4.794.013	5.164.951	5.280.948
Bruto investicije u stalna sredstva / Gross fixed capital formation	-	5.853.487	4.869.456	4.275.958	4.565.856	4.853.563	4.737.744	5.265.793	5.042.903
Promjene zaliha / Change in inventories	-	722.233	-27.915	-243.681	55.691	153.071	55.622	-101.387	237.994
Dragocjenosti / Valuables	-	689	635	213	458	647	647	545	51
Izvoz roba i usluga / Export of goods and services	-	6.180.803	6.633.845	7.064.060	7.882.059	8.407.570	9.146.079	9.433.302	9.912.110
Robe (fob) / Goods (fob)	-	3.627.268	3.981.980	4.364.182	5.313.892	5.822.651	6.534.935	6.707.553	6.987.320
Usluge / Services	-	2.553.535	2.651.865	2.699.879	2.568.167	2.584.919	2.611.143	2.725.749	2.924.790
Uvoz roba i usluga (minus) / Import of goods and services (minus)	-	14.017.906	12.965.648	12.385.904	13.384.592	14.727.184	14.601.032	15.643.088	15.648.209
Robe (fob) / Goods (fob)	-	13.285.400	12.087.846	11.574.665	12.617.904	13.967.974	13.871.634	14.856.292	14.781.772
Usluge / Services	-	732.507	877.802	811.239	766.688	759.210	729.398	786.796	866.437
Bruto domaći proizvod / Gross domestic product	-	24.355.937	25.309.187	25.926.649	26.552.047	26.937.067	28.094.361	28.273.010	29.237.104

2.2 BRUTO DOMAĆI PROIZVOD PREMA RASHODNOM PRISTUPU, stalne cijene, struktura, 2007-2015
2.2 GROSS DOMESTIC PRODUCT, BY EXPENDITURE APPROACH, at constant prices, structure, 2007-2015

%

Rashodne kategorije	2007	2008	2009	2010	2011	2012	2013	2014	2015
<i>Expenditure categories</i>									
Izdaci za krajnju potrošnju kućanstava / Households final consumption expenditure	-	83,64	82,01	80,81	80,07	80,77	79,51	81,18	79,50
Izdaci za krajnju potrošnju NPUSD / Final consumption expenditure of NPISH	-	1,61	1,71	1,67	1,65	1,74	1,55	1,17	1,09
Izdaci za krajnju potrošnju vlade / General government final consumption expenditure	-	19,93	22,16	22,50	21,60	22,36	21,28	21,34	20,97
Individualna potrošnja vlade / Individual government consumption	-	9,08	10,52	10,43	10,24	10,58	10,15	10,04	9,85
Kolektivna potrošnja vlade / Collective government consumption	-	10,85	11,64	12,06	11,35	11,78	11,13	11,30	11,12
Bruto investicije / Gross capital formation	-	27,00	19,13	15,55	17,41	18,59	17,06	18,27	18,06
Bruto investicije u stalna sredstva / Gross fixed capital formation	-	24,03	19,24	16,49	17,20	18,02	16,86	18,62	17,25
Promjene zaliha / Change in inventories	-	2,97	-0,11	-0,94	0,21	0,57	0,20	-0,36	0,81
Dragocjenosti / Valuables	-	0,00	0,00	0,00	0,00	0,00	0,00	0,00	0,00
Izvoz roba i usluga / Export of goods and services	-	25,38	26,21	27,25	29,69	31,21	32,55	33,37	33,90
Robe (fob) / Goods (fob)	-	14,89	15,73	16,83	20,01	21,62	23,26	23,72	23,90
Usluge / Services	-	10,48	10,48	10,41	9,67	9,60	9,29	9,64	10,00
Uvoz roba i usluga (minus) / Import of goods and services (minus)	-	57,55	51,23	47,77	50,41	54,67	51,97	55,33	53,52
Robe (fob) / Goods (fob)	-	54,55	47,76	44,64	47,52	51,85	49,38	52,55	50,56
Usluge / Services	-	3,01	3,47	3,13	2,89	2,82	2,60	2,78	2,96
Bruto domaći proizvod / Gross domestic product	-	100,00	100,00	100,00	100,00	100,00	100,00	100,00	100,00

BRUTO DOMAĆI PROIZVOD PREMA PROIZVODNOM, DOHODOVNOM I RASHODNOM PRISTUPU 2015.
GROSS DOMESTIC PRODUCT BY PRODUCTION, INCOME AND EXPENDITURE APPROACH 2015

3.1 BRUTO DOMAĆI PROIZVOD PREMA RASHODNOM PRISTUPU, nominalni indeksi (prethodna godina=100)
3.1. GROSS DOMESTIC PRODUCT, BY EXPENDITURE APPROACH, nominal indices (previous year=100)

Rashodne kategorije	2007	2008	2009	2010	2011	2012	2013	2014	2015
<i>Expenditure categories</i>									
Izdaci za krajnju potrošnju kućanstava / Households final consumption expenditure	100,00	112,30	96,32	101,75	102,85	101,98	100,83	101,37	101,43
Izdaci za krajnju potrošnju NPUSD / Final consumption expenditure of NPISH	100,00	116,40	102,71	102,29	102,75	105,61	90,97	75,40	96,14
Izdaci za krajnju potrošnju vlade / General government final consumption expenditure	100,00	118,59	102,94	100,80	103,38	100,68	99,37	101,77	101,26
Individualna potrošnja vlade / Individual government consumption	100,00	123,09	101,18	102,52	103,64	101,96	98,93	100,53	101,18
Kolektivna potrošnja vlade / Collective government consumption	100,00	114,84	104,51	99,30	103,14	99,54	99,77	102,89	101,34
Bruto investicije / Gross capital formation	100,00	118,87	70,54	84,08	119,23	102,59	96,70	107,63	101,76
Bruto investicije u stalna sredstva / Gross fixed capital formation	100,00	120,21	79,48	89,37	110,48	100,70	98,55	111,05	95,31
Promjene zaliha / Change in inventories	-	109,01	-2,01	1781,91	-21,74	256,45	37,35	-182,04	-232,93
Dragocjenosti / Valuables	100,00	105,71	85,54	34,44	215,14	140,72	97,88	83,59	9,26
Izvoz roba i usluga / Export of goods and services	100,00	112,12	90,52	121,45	111,57	100,93	106,53	103,15	105,82
Robe (fob) / Goods (fob)	100,00	118,57	91,69	134,13	120,96	101,18	109,98	103,00	105,26
Usluge / Services	100,00	104,67	88,99	104,37	95,30	100,40	98,89	103,55	107,19
Uvoz roba i usluga (minus) / Import of goods and services (minus)	100,00	118,92	79,85	107,60	112,55	99,96	99,03	107,03	98,54
Robe (fob) / Goods (fob)	100,00	119,40	77,97	109,01	113,57	99,92	99,26	107,13	97,93
Usluge / Services	100,00	110,71	114,27	90,00	97,08	100,54	94,94	105,32	109,80
Bruto domaći proizvod / Gross domestic product	100,00	111,58	99,14	100,27	103,18	102,63	102,31	99,78	104,44

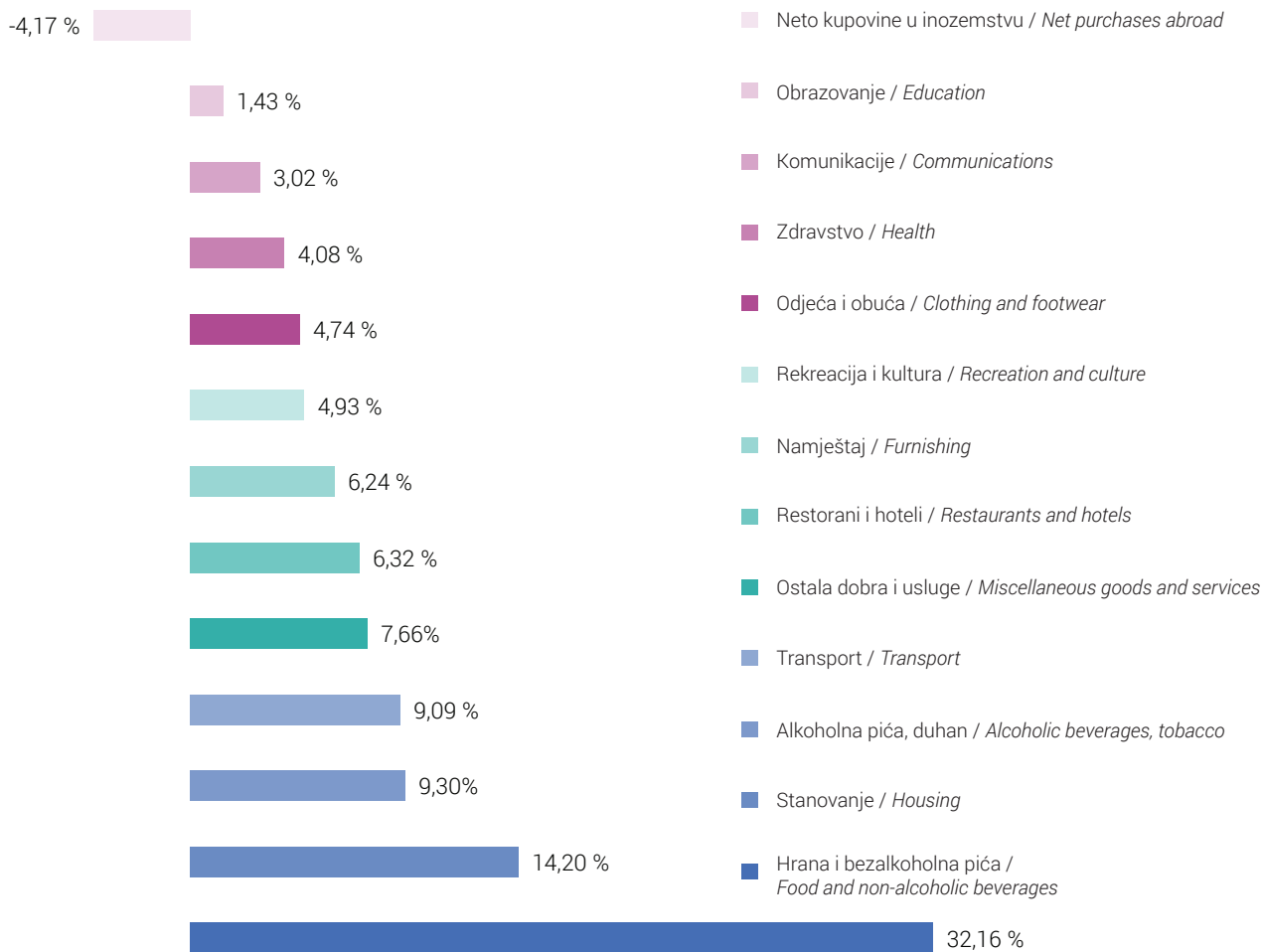
3.2 BRUTO DOMAĆI PROIZVOD PREMA RASHODNOM PRISTUPU, realni indeksi

3.2. GROSS DOMESTIC PRODUCT, BY EXPENDITURE APPROACH, real indicies

Rashodne kategorije	2007	2008	2009	2010	2011	2012	2013	2014	2015
<i>Expenditure categories</i>									
Izdaci za krajnju potrošnju kućanstava / Households final consumption expenditure	-	105,29	95,52	100,10	99,84	99,34	100,02	101,91	101,81
Izdaci za krajnju potrošnju NPUSD / Final consumption expenditure of NPISH	-	108,35	103,11	100,17	99,11	103,49	91,06	76,08	97,11
Izdaci za krajnju potrošnju vlade / General government final consumption expenditure	-	103,33	100,70	101,73	99,21	100,79	99,40	100,95	100,78
Individualna potrošnja vlade / Individual government consumption	-	103,60	101,35	101,75	99,78	100,88	99,00	99,60	100,54
Kolektivna potrošnja vlade / Collective government consumption	-	103,10	100,13	101,71	98,71	100,70	99,76	102,17	100,99
Bruto investicije / Gross capital formation	-	114,98	71,22	84,08	114,61	104,14	97,19	108,28	102,87
Bruto investicije u stalna sredstva / Gross fixed capital formation	-	116,26	80,46	88,89	106,20	102,18	99,05	111,71	96,34
Promjene zaliha / Change in inventories	-	105,58	-3,74	1.627,28	-20,87	263,84	37,38	-182,46	-235,28
Dragocjenosti / Valuables	-	100,26	103,15	98,48	99,04	100,49	100,71	100,63	102,71
Izvoz roba i usluga / Export of goods and services	-	101,15	96,82	113,90	104,64	100,05	107,83	104,40	106,34
Robe (fob) / Goods (fob)	-	110,76	102,55	122,58	111,28	100,81	111,82	104,36	105,55
Usluge / Services	-	90,04	89,33	102,20	93,15	98,38	98,99	104,49	108,28
Uvoz roba i usluga (minus) / Import of goods and services (minus)	-	110,13	85,66	102,48	102,92	100,62	99,80	107,97	100,91
Robe (fob) / Goods (fob)	-	110,51	84,21	103,41	103,42	100,81	100,19	108,10	100,40
Usluge / Services	-	103,68	112,22	90,77	95,31	97,22	92,90	105,54	110,35
Bruto domaći proizvod / Gross domestic product	-	103,60	96,48	99,69	101,83	100,12	101,74	100,08	103,72

BRUTO DOMAĆI PROIZVOD PREMA PROIZVODNOM, DOHODOVNOM I RASHODNOM PRISTUPU 2015.
GROSS DOMESTIC PRODUCT BY PRODUCTION, INCOME AND EXPENDITURE APPROACH 2015

Izdaci za krajnju potrošnju kućanstva 2015, prema COICOP
 Households final consumption expenditure 2015, by COICOP



4.1 IZDACI ZA KRAJNJU POTROŠNJU KUĆANSTAVA, tekuće cijene, 2007-2015

4.1 HOUSEHOLDS FINAL CONSUMPTION EXPENDITURE, current prices, 2007-2015

000 KM

Kod Code	COICOP	2007	2008	2009	2010	2011	2012	2013	2014	2015
01	Hrana i bezalkoholna pića / Food and non-alcoholic bev.	6.523.756	7.610.619	7.225.059	7.010.371	7.224.349	7.447.126	7.493.524	7.418.215	7.446.691
02	Alkoholna pića, duhan i narkotici / Alcoholic beverages, tobacco and narcotics	1.101.457	1.113.583	1.222.746	1.471.030	1.594.029	1.756.985	1.878.753	2.011.383	2.153.874
03	Odjeća i obuća / Clothing and footwear	997.791	1.100.740	955.493	946.134	988.698	955.273	990.055	1.057.689	1.097.044
04	Stanovanje, voda, el. en; plin i ostala goriva / Housing, water, electricity, gas and other fuels	2.776.883	2.921.222	3.050.588	3.110.597	3.168.426	3.234.433	3.263.768	3.229.857	3.289.267
05	Pokućstvo i rutinsko održavanje stana / Furnishing, household equip. and routine household maintenance	1.566.847	1.623.165	1.326.598	1.331.494	1.306.602	1.328.796	1.327.098	1.410.418	1.444.293
06	Zdravstvo / Health	846.414	982.765	992.392	953.656	858.111	891.908	880.426	912.518	944.421
07	Transport / Transport	1.720.018	1.972.467	1.831.202	1.985.500	2.117.803	2.118.107	2.109.050	2.173.044	2.105.638
08	Komunikacije / Communication	566.685	637.244	640.086	646.142	699.341	709.345	704.054	712.388	699.563
09	Rekreacija i kultura / Recreation and culture	992.346	1.143.484	1.008.074	988.088	1.040.592	1.017.552	1.043.460	1.140.916	1.141.618
10	Obrazovanje / Education	260.733	293.612	300.348	303.337	318.868	321.591	318.404	326.469	331.224
11	Restorani i hoteli / Restaurants and hotels	1.373.946	1.458.471	1.410.693	1.510.622	1.569.543	1.589.855	1.583.071	1.582.812	1.694.203
12	Ostala dobra i usluge / Miscellaneous goods and serv.	1.428.065	1.639.747	1.637.265	1.668.106	1.718.974	1.726.251	1.775.458	1.731.469	1.774.892
	Neto kupovine u inozemstvu (minus) / Net purchases abroad (minus)	806.398	769.117	672.414	631.222	704.326	762.980	846.481	877.458	966.132
	Izdaci za krajnju potrošnju kućanstava - nacionalni koncept / Households final consumption expenditure - national concept	19.348.542	21.728.002	20.928.130	21.293.852	21.901.010	22.334.243	22.520.639	22.829.722	23.156.597

BRUTO DOMAĆI PROIZVOD PREMA PROIZVODNOM, DOHODOVNOM I RASHODNOM PRISTUPU 2015.
GROSS DOMESTIC PRODUCT BY PRODUCTION, INCOME AND EXPENDITURE APPROACH 2015

4.2 IZDACI ZA KRAJNJU POTROŠNJU KUĆANSTAVA, tekuće cijene, struktura, 2007-2015
4.2 HOUSEHOLDS FINAL CONSUMPTION EXPENDITURE, current prices, structure, 2007-2015

Kod Code	COICOP	2007	2008	2009	2010	2011	2012	2013	2014	2015	%
01	Hrana i bezalkoholna pića / <i>Food and non-alcoholic bev.</i>	33,72	35,03	34,52	32,92	32,99	33,34	33,27	32,49	32,16	
02	Alkoholna pića, duhan i narkotici / <i>Alcoholic beverages, tobacco and narcotics</i>	5,69	5,13	5,84	6,91	7,28	7,87	8,34	8,81	9,30	
03	Odjeća i obuća / <i>Clothing and footwear</i>	5,16	5,07	4,57	4,44	4,51	4,28	4,40	4,63	4,74	
04	Stanovanje, voda, el. en; plin i ostala goriva / <i>Housing, water, electricity, gas and other fuels</i>	14,35	13,44	14,58	14,61	14,47	14,48	14,49	14,15	14,20	
05	Pokućstvo i rutinsko održavanje stana / <i>Furnishing, household equip. and routine household maintenance</i>	8,10	7,47	6,34	6,25	5,97	5,95	5,89	6,18	6,24	
06	Zdravstvo / <i>Health</i>	4,37	4,52	4,74	4,48	3,92	3,99	3,91	4,00	4,08	
07	Transport / <i>Transport</i>	8,89	9,08	8,75	9,32	9,67	9,48	9,36	9,52	9,09	
08	Komunikacije / <i>Communication</i>	2,93	2,93	3,06	3,03	3,19	3,18	3,13	3,12	3,02	
09	Rekreacija i kultura / <i>Recreation and culture</i>	5,13	5,26	4,82	4,64	4,75	4,56	4,63	5,00	4,93	
10	Obrazovanje / <i>Education</i>	1,35	1,35	1,44	1,42	1,46	1,44	1,41	1,43	1,43	
11	Restorani i hoteli / <i>Restaurants and hotels</i>	7,10	6,71	6,74	7,09	7,17	7,12	7,03	6,93	7,32	
12	Ostala dobra i usluge / <i>Miscellaneous goods and serv.</i>	7,38	7,55	7,82	7,83	7,85	7,73	7,88	7,58	7,66	
	Neto kupovine u inozemstvu (minus) / Net purchases abroad (minus)	4,17	3,54	3,21	2,96	3,22	3,42	3,76	3,84	4,17	
	Izdaci za krajnju potrošnju kućanstava - nacionalni koncept / <i>Households final consumption expenditure - national concept</i>	100,00	100,00	100,00	100,00	100,00	100,00	100,00	100,00	100,00	

5.1 IZDACI ZA KRAJNJU POTROŠNJU KUĆANSTAVA, stalne cijene, 2007-2015
5.1 HOUSEHOLDS FINAL CONSUMPTION EXPENDITURE, at constant prices, 2007-2015

000 KM

Kod Code	COICOP	2007	2008	2009	2010	2011	2012	2013	2014	2015
01	Hrana i bezalkoholna pića / <i>Food and non-alcoholic bev.</i>	-	6.771.871	7.267.100	7.049.643	6.943.967	7.282.715	7.447.961	7.622.846	7.509.261
02	Alkoholna pića, duhan i narkotici / <i>Alcoholic beverages, tobacco and narcotics</i>	-	1.100.934	1.119.824	1.222.133	1.468.258	1.591.781	1.767.887	1.878.753	2.007.254
03	Odjeća i obuća / <i>Clothing and footwear</i>	-	1.122.696	992.173	989.253	968.281	935.086	1.085.028	1.113.139	1.183.607
04	Stanovanje, voda, el. en; plin i ostala goriva / <i>Housing, water, electricity, gas and other fuels</i>	-	2.776.115	2.913.811	3.056.007	3.109.396	3.159.512	3.154.427	3.227.298	3.267.118
05	Pokucstvo i rutinsko održavanje stana / <i>Furnishing, household equip. and routine household maintenance</i>	-	1.591.379	1.314.239	1.331.886	1.298.096	1.320.711	1.329.088	1.415.565	1.450.105
06	Zdravstvo / <i>Health</i>	-	970.866	984.410	938.284	870.678	882.074	893.063	908.495	934.209
07	Transport / <i>Transport</i>	-	1.797.014	1.938.916	1.908.730	2.034.101	2.033.706	2.111.172	2.181.673	2.211.209
08	Komunikacije / <i>Communication</i>	-	608.744	629.520	640.497	662.691	697.906	702.155	692.411	697.855
09	Rekreacija i kultura / <i>Recreation and culture</i>	-	1.136.639	991.524	987.354	1.036.686	1.014.063	1.034.901	1.148.671	1.148.233
10	Obrazovanje / <i>Education</i>	-	283.385	298.590	296.701	318.760	321.719	314.530	324.425	324.595
11	Restorani i hoteli / <i>Restaurants and hotels</i>	-	1.363.297	1.347.318	1.492.406	1.540.632	1.564.260	1.578.875	1.580.236	1.689.778
12	Ostala dobra i usluge / <i>Miscellaneous goods and serv.</i>	-	1.582.400	1.636.064	1.655.046	1.703.445	1.702.397	1.770.724	1.736.644	1.784.717
	Neto kupovine u inozemstvu (minus) / Net purchases abroad (minus)	-	733.683	678.031	617.859	694.689	748.461	850.768	878.513	965.818
	Izdaci za krajnju potrošnju kućanstava - nacionalni koncept / <i>Households final consumption expenditure - national concept</i>	-	20.371.657	20.755.457	20.950.081	21.260.301	21.757.469	22.339.043	22.951.644	23.242.123

5.2 IZDACI ZA KRAJNJU POTROŠNJU KUĆANSTAVA, stalne cijene, 2007-2015, struktura
5.2 HOUSEHOLDS FINAL CONSUMPTION EXPENDITURE, at constant prices, 2007-2015, structure

Kod Code	COICOP	2007	2008	2009	2010	2011	2012	2013	2014	2015	%
01	Hrana i bezalkoholna pića / Food and non-alcoholic bev.	-	33,24	35,01	33,65	32,66	33,47	33,34	33,21	32,31	
02	Alkoholna pića, duhan i narkotici / Alcoholic beverages, tobacco and narcotics	-	5,40	5,40	5,83	6,91	7,32	7,91	8,19	8,64	
03	Odjeća i obuća / Clothing and footwear	-	5,51	4,78	4,72	4,55	4,30	4,86	4,85	5,09	
04	Stanovanje, voda, el. en; plin i ostala goriva / Housing, water, electricity, gas and other fuels	-	13,63	14,04	14,59	14,63	14,52	14,12	14,06	14,06	
05	Pokucstvo i rutinsko održavanje stana / Furnishing, household equip. and routine household maintenance	-	7,81	6,33	6,36	6,11	6,07	5,95	6,17	6,24	
06	Zdravstvo / Health	-	4,77	4,74	4,48	4,10	4,05	4,00	3,96	4,02	
07	Transport / Transport	-	8,82	9,34	9,11	9,57	9,35	9,45	9,51	9,51	
08	Komunikacije / Communication	-	2,99	3,03	3,06	3,12	3,21	3,14	3,02	3,00	
09	Rekreacija i kultura / Recreation and culture	-	5,58	4,78	4,71	4,88	4,66	4,63	5,00	4,94	
10	Obrazovanje / Education	-	1,39	1,44	1,42	1,50	1,48	1,41	1,41	1,40	
11	Restorani i hoteli / Restaurants and hotels	-	6,69	6,49	7,12	7,25	7,19	7,07	6,89	7,27	
12	Ostala dobra i usluge / Miscellaneous goods and serv.	-	7,77	7,88	7,90	8,01	7,82	7,93	7,57	7,68	
Neto kupovine u inozemstvu (minus) / Net purchases abroad (minus)		-	3,60	3,27	2,95	3,27	3,44	3,81	3,83	4,16	
Izdaci za krajnju potrošnju kućanstava - nacionalni koncept / Households final consumption expenditure - national concept		-	100,00	100,00	100,00	100,00	100,00	100,00	100,00	100,00	

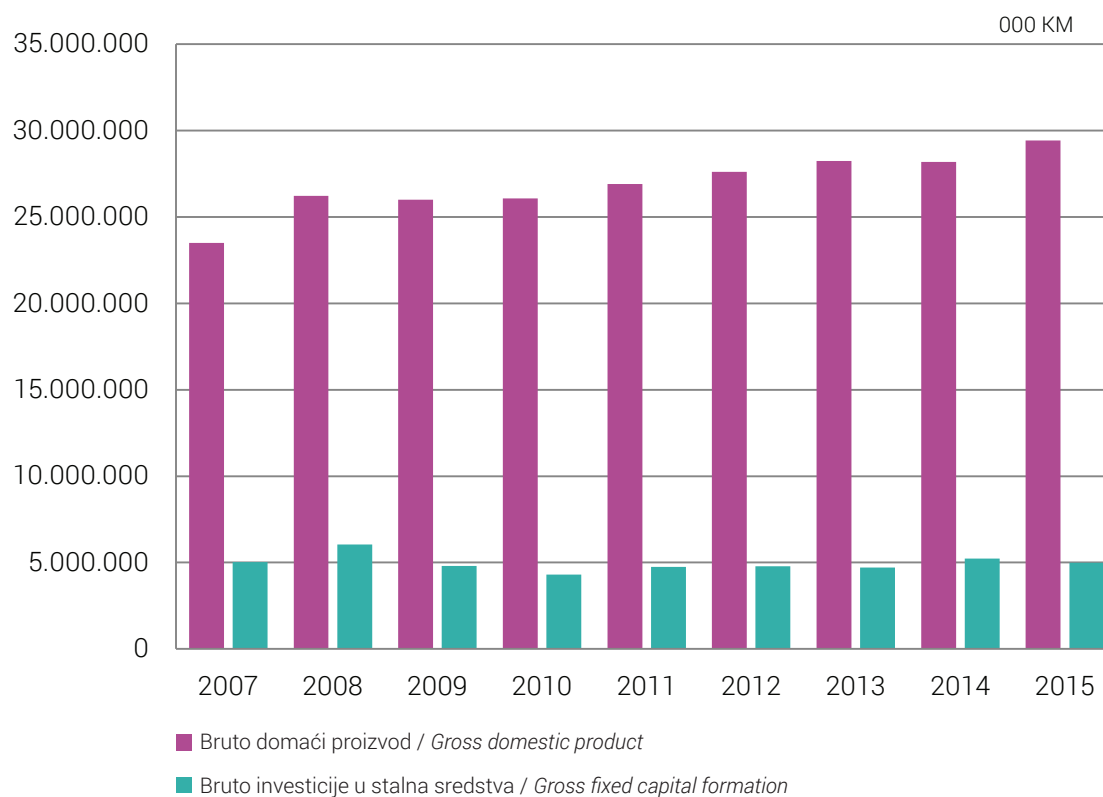
6.1 IZDACI ZA KRAJNJU POTROŠNJU KUĆANSTAVA, nominalni indeksi (prethodna godina=100)
6.1 HOUSEHOLDS FINAL CONSUMPTION EXPENDITURE, nominal indicies (previous year = 100)

Kod Code	COICOP	2007	2008	2009	2010	2011	2012	2013	2014	2015
01	Hrana i bezalkoholna pića / <i>Food and non-alcoholic bev.</i>	100,00	116,66	94,93	97,03	103,05	103,08	100,62	99,00	100,38
02	Alkoholna pića, duhan i narkotici / <i>Alcoholic beverages, tobacco and narcotics</i>	100,00	101,10	109,80	120,31	108,36	110,22	106,93	107,06	107,08
03	Odjeća i obuća / <i>Clothing and footwear</i>	100,00	110,32	86,80	99,02	104,50	96,62	103,64	106,83	103,72
04	Stanovanje, voda, el. en; plin i ostala goriva / <i>Housing, water, electricity, gas and other fuels</i>	100,00	105,20	104,43	101,97	101,86	102,08	100,91	98,96	101,84
05	Pokucstvo i rutinsko održavanje stana / <i>Furnishing, household equip. and routine household maintenance</i>	100,00	103,59	81,73	100,37	98,13	101,70	99,87	106,28	102,40
06	Zdravstvo / <i>Health</i>	100,00	116,11	100,98	96,10	89,98	103,94	98,71	103,65	103,50
07	Transport / <i>Transport</i>	100,00	114,68	92,84	108,43	106,66	100,01	99,57	103,03	96,90
08	Komunikacije / <i>Communication</i>	100,00	112,45	100,45	100,95	108,23	101,43	99,25	101,18	98,20
09	Rekreacija i kultura / <i>Recreation and culture</i>	100,00	115,23	88,16	98,02	105,31	97,79	102,55	109,34	100,06
10	Obrazovanje / <i>Education</i>	100,00	112,61	102,29	101,00	105,12	100,85	99,01	102,53	101,46
11	Restorani i hoteli / <i>Restaurants and hotels</i>	100,00	106,15	96,72	107,08	103,90	101,29	99,57	99,98	107,04
12	Ostala dobra i usluge / <i>Miscellaneous goods and serv.</i>	100,00	114,82	99,85	101,88	103,05	100,42	102,85	97,52	102,51
	Neto kupovine u inozemstvu (minus) / Net purchases abroad (minus)	100,00	95,38	87,43	93,87	111,58	108,33	110,94	103,66	110,11
	Izdaci za krajnju potrošnju kućanstava - nacionalni koncept / <i>Households final consumption expenditure - national concept</i>	100,00	112,30	96,32	101,75	102,85	101,98	100,83	101,37	101,43

6.2 IZDACI ZA KRAJNJU POTROŠNJU KUĆANSTAVA, realni indeksi
6.2 HOUSEHOLDS FINAL CONSUMPTION EXPENDITURE, real indicies

Kod Code	COICOP	2007	2008	2009	2010	2011	2012	2013	2014	2015
01	Hrana i bezalkoholna pića / Food and non-alcoholic bev.	-	103,80	95,49	97,57	99,05	100,81	100,01	101,73	101,23
02	Alkoholna pića, duhan i narkotici / Alcoholic beverages, tobacco and narcotics	-	99,95	100,56	99,95	99,81	99,86	100,62	100,00	99,79
03	Odjeća i obuća / Clothing and footwear	-	112,52	90,14	103,53	102,34	94,58	113,58	112,43	111,91
04	Stanovanje, voda, el. en; plin i ostala goriva / Housing, water, electricity, gas and other fuels	-	99,97	99,75	100,18	99,96	99,72	97,53	98,88	101,15
05	Pokucstvo i rutinsko održavanje stana / Furnishing, household equip. and routine household maintenance	-	101,57	80,97	100,40	97,49	101,08	100,02	106,67	102,81
06	Zdravstvo / Health	-	114,70	100,17	94,55	91,30	102,79	100,13	103,19	102,38
07	Transport / Transport	-	104,48	98,30	104,23	102,45	96,03	99,67	103,44	101,76
08	Komunikacije / Communication	-	107,42	98,79	100,06	102,56	99,79	98,99	98,35	97,96
09	Rekreacija i kultura / Recreation and culture	-	114,54	86,71	97,94	104,92	97,45	101,70	110,08	100,64
10	Obrazovanje / Education	-	108,69	101,70	98,79	105,08	100,89	97,80	101,89	99,43
11	Restorani i hoteli / Restaurants and hotels	-	99,22	92,38	105,79	101,99	99,66	99,31	99,82	106,76
12	Ostala dobra i usluge / Miscellaneous goods and serv.	-	110,81	99,78	101,09	102,12	99,04	102,58	97,81	103,08
Neto kupovine u inozemstvu (minus) / Net purchases abroad (minus)		-	90,98	88,16	91,89	110,05	106,27	111,51	103,78	110,07
Izdaci za krajnju potrošnju kućanstava - nacionalni koncept / Households final consumption expenditure - national concept		-	105,29	95,52	100,10	99,84	99,34	100,02	101,91	101,81

Bruto domaći proizvod i bruto investicije u stalna sredstva, tekuće cijene
Gross domestic product and gross fixed capital formation, current prices



Bruto investicije u stalna sredstva - struktura
Gross fixed capital formation - structure



7.1 BRUTO INVESTICIJE U STALNA SREDSTVA, tekuće cijene, 2007-2015

7.1 GROSS FIXED CAPITAL FORMATION, current prices, 2007-2015

000 KM

Namjena investicije	2007	2008	2009	2010	2011	2012	2013	2014	2015
Purpose of investment									
Strojevi i oprema / Machinery and equipment	2.299.450	2.557.121	1.871.032	1.773.437	2.027.971	1.904.406	1.891.930	2.257.917	2.248.672
Građevinski objekti / Construction	2.533.760	3.282.995	2.717.846	2.361.011	2.558.010	2.508.695	2.564.266	2.754.323	2.546.655
Ostale investicije / Other investment	201.604	212.269	221.586	164.862	163.860	370.085	257.442	222.194	193.363
Bruto investicije u stalna sredstva / Gross fixed capital formation	5.034.813	6.052.385	4.810.465	4.299.309	4.749.841	4.783.187	4.713.638	5.234.433	4.988.690

7.2 BRUTO INVESTICIJE U STALNA SREDSTVA, tekuće cijene, 2007-2015, struktura

7.2 GROSS FIXED CAPITAL FORMATION, current prices, 2007-2015, structure

%

Namjena investicije	2007	2008	2009	2010	2011	2012	2013	2014	2015
Purpose of investment									
Strojevi i oprema / Machinery and equipment	45,67	42,25	38,90	41,25	42,70	39,81	40,14	43,14	45,08
Građevinski objekti / Construction	50,32	54,24	56,50	54,92	53,85	52,45	54,40	52,62	51,05
Ostale investicije / Other investment	4,00	3,51	4,61	3,83	3,45	7,74	5,46	4,24	3,88
Bruto investicije u stalna sredstva / Gross fixed capital formation	100,00	100,00	100,00	100,00	100,00	100,00	100,00	100,00	100,00

7.3 BRUTO INVESTICIJE U STALNA SREDSTVA, nominalni indeksi, 2007-2015

7.3 GROSS FIXED CAPITAL FORMATION, nominal indices, 2007-2015

Namjena investicije	2007	2008	2009	2010	2011	2012	2013	2014	2015
Purpose of investment									
Strojevi i oprema / Machinery and equipment	100,00	111,21	73,17	94,78	114,35	93,91	99,34	119,34	99,59
Građevinski objekti / Construction	100,00	129,57	82,79	86,87	108,34	98,07	102,22	107,41	92,46
Ostale investicije / Other investment	100,00	105,29	104,39	74,40	99,39	225,85	69,56	86,31	87,02
Bruto investicije u stalna sredstva / Gross fixed capital formation	100,00	120,21	79,48	89,37	110,48	100,70	98,55	111,05	95,31

8.1 BRUTO INVESTICIJE U STALNA SREDSTVA, stalne cijene, 2007-2015

8.1 GROSS FIXED CAPITAL FORMATION, at constant prices, 2007-2015

000 KM

Namjena investicije	2007	2008	2009	2010	2011	2012	2013	2014	2015
Purpose of investment									
Strojevi i oprema / Machinery and equipment	-	2.629.231	1.935.770	1.782.079	1.953.491	1.889.104	1.889.171	2.258.106	2.283.908
Građevinski objekti / Construction	-	3.026.668	2.711.254	2.332.440	2.452.204	2.601.806	2.590.873	2.783.475	2.563.679
Ostale investicije / Other investment	-	197.588	222.432	161.439	160.160	362.653	257.700	224.212	195.316
Bruto investicije u stalna sredstva / Gross fixed capital formation	-	5.853.487	4.869.456	4.275.958	4.565.856	4.853.563	4.737.744	5.265.793	5.042.903

8.2 BRUTO INVESTICIJE U STALNA SREDSTVA, stalne cijene, 2007-2015, struktura

8.2 GROSS FIXED CAPITAL FORMATION, at constant prices, 2007-2015, structure

%

Namjena investicije	2007	2008	2009	2010	2011	2012	2013	2014	2015
Purpose of investment									
Strojevi i oprema / Machinery and equipment	-	44,92	39,75	41,68	42,78	38,92	39,87	42,88	45,29
Građevinski objekti / Construction	-	51,71	55,68	54,55	53,71	53,61	54,69	52,86	50,84
Ostale investicije / Other investment	-	3,38	4,57	3,78	3,51	7,47	5,44	4,26	3,87
Bruto investicije u stalna sredstva / Gross fixed capital formation	-	100,00	100,00	100,00	100,00	100,00	100,00	100,00	100,00

8.3 BRUTO INVESTICIJE U STALNA SREDSTVA, realni indeksi, 2007-2015

8.3 GROSS FIXED CAPITAL FORMATION, real indices, 2007-2015

Namjena investicije	2007	2008	2009	2010	2011	2012	2013	2014	2015
Purpose of investment									
Strojevi i oprema / Machinery and equipment	-	114,34	75,70	95,25	110,15	93,15	99,20	119,35	101,15
Građevinski objekti / Construction	-	119,45	82,58	85,82	103,86	101,71	103,28	108,55	93,08
Ostale investicije / Other investment	-	98,01	104,79	72,86	97,15	221,32	69,63	87,09	87,90
Bruto investicije u stalna sredstva / Gross fixed capital formation	-	116,26	80,46	88,89	106,20	102,18	99,05	111,71	96,34

BRUTO DOMAĆI PROIZVOD PREMA PROIZVODNOM, DOHODOVNOM I RASHODNOM PRISTUPU 2015.
GROSS DOMESTIC PRODUCT BY PRODUCTION, INCOME AND EXPENDITURE APPROACH 2015

9.1 BRUTO DOMAĆI PROIZVOD PREMA RASHODNOM PRISTUPU, u cijenama 2010 (lančano povezane vrijednosti)
9.1 GROSS DOMESTIC PRODUCT, BY EXPENDITURE APPROACH, At prices of 2010 (chain-linked values)

000 KM

Rashodne kategorije	2007	2008	2009	2010	2011	2012	2013	2014	2015
<i>Expenditure categories</i>									
Izdaci za krajnju potrošnju kućanstava / Households final consumption expenditure	21.149.902	22.268.269	21.271.542	21.293.852	21.260.301	21.120.959	21.125.499	21.529.804	21.875.879
Izdaci za krajnju potrošnju NPUSD / Final consumption expenditure of NPISH	394.866	427.831	441.122	441.864	437.942	453.205	412.700	313.990	304.903
Izdaci za krajnju potrošnju vlade / General government final consumption expenditure	5.460.170	5.641.812	5.681.572	5.779.755	5.734.332	5.779.457	5.744.660	5.798.992	5.844.210
Individualna potrošnja vlade / Individual government consumption	2.551.522	2.643.320	2.679.022	2.725.905	2.719.939	2.743.935	2.716.593	2.705.772	2.720.398
Kolektivna potrošnja vlade / Collective government consumption	2.908.512	2.998.698	3.002.532	3.053.850	3.014.393	3.035.537	3.028.260	3.093.981	3.124.694
Bruto investicije / Gross capital formation	5.857.069	6.734.492	4.796.362	4.032.691	4.622.005	4.813.251	4.677.989	5.065.480	5.210.649
Bruto investicije u stalna sredstva / Gross fixed capital formation	5.170.912	6.011.716	4.836.735	4.299.309	4.565.856	4.665.561	4.621.236	5.162.566	4.973.666
Promjene zaliha / Change in inventories	414.889	438.036	-16.398	-266.836	55.691	146.935	54.931	-100.227	235.815
Dragocjenosti / Valuables	765	753	646	218	458	632	637	641	659
Izvoz roba i usluga / Export of goods and services	6.752.604	6.829.936	6.613.016	7.532.260	7.882.059	7.885.933	8.503.415	8.877.475	9.440.557
Robe (fob) / Goods (fob)	3.429.541	3.798.596	3.895.461	4.775.144	5.313.892	5.356.876	5.990.180	6.251.558	6.598.750
Usluge / Services	3.353.856	3.019.852	2.697.754	2.757.116	2.568.167	2.526.538	2.500.919	2.613.119	2.829.400
Uvoz roba i usluga (minus) / Import of goods and services (minus)	13.452.824	14.815.797	12.690.736	13.005.289	13.384.592	13.466.928	13.439.484	14.510.137	14.641.566
Robe (fob) / Goods (fob)	12.677.931	14.010.495	11.798.112	12.200.884	12.617.904	12.719.682	12.743.540	13.775.521	13.830.900
Usluge / Services	761.699	789.699	886.237	804.406	766.688	745.359	692.403	730.765	806.413
Bruto domaći proizvod / Gross domestic product	26.166.652	27.109.149	26.154.920	26.075.133	26.552.047	26.583.970	27.047.112	27.067.736	28.030.613

9.2 BRUTO DOMAĆI PROIZVOD PREMA RASHODNOM PRISTUPU, Deflatori
9.2 GROSS DOMESTIC PRODUCT, BY EXPENDITURE APPROACH, Deflators

Rashodne kategorije	2007	2008	2009	2010	2011	2012	2013	2014	2015
<i>Expenditure categories</i>									
Izdaci za krajnju potrošnju kućanstava / Households final consumption expenditure	-	106,66	100,83	101,64	103,01	102,65	100,81	99,47	99,83
Izdaci za krajnju potrošnju NPUSD / Final consumption expenditure of NPISH	-	107,43	99,62	102,12	103,67	102,05	99,90	99,10	99,00
Izdaci za krajnju potrošnju vlade / General government final consumption expenditure	-	114,77	102,22	99,08	104,20	99,90	99,97	100,81	100,48
Individualna potrošnja vlade / Individual government consumption	-	118,81	99,83	100,76	103,87	101,07	99,92	100,93	100,63
Kolektivna potrošnja vlade / Collective government consumption	-	111,39	104,38	97,64	104,49	98,84	100,01	100,70	100,35
Bruto investicije / Gross capital formation	-	103,38	99,05	100,00	104,03	98,51	99,50	99,40	98,93
Bruto investicije u stalna sredstva / Gross fixed capital formation	-	103,40	98,79	100,55	104,03	98,55	99,49	99,40	98,92
Promjene zaliha / Change in inventories	-	103,25	53,64	109,50	104,18	97,20	99,90	99,77	99,00
Dragocjenosti / Valuables	-	105,44	82,93	34,97	217,22	140,04	97,18	83,07	9,00
Izvoz roba i usluga / Export of goods and services	-	110,85	93,49	106,63	106,61	100,88	98,79	98,81	99,51
Robe (fob) / Goods (fob)	-	107,05	89,41	109,42	108,69	100,37	98,35	98,69	99,72
Usluge / Services	-	116,25	99,62	102,12	102,31	102,05	99,91	99,10	99,00
Uvoz roba i usluga (minus) / Import of goods and services (minus)	-	107,98	93,22	105,00	109,36	99,35	99,23	99,13	97,65
Robe (fob) / Goods (fob)	-	108,05	92,59	105,41	109,81	99,12	99,08	99,10	97,54
Usluge / Services	-	106,78	101,82	99,16	101,86	103,42	102,21	99,79	99,50
Bruto domaći proizvod / Gross domestic product	-	107,70	102,75	100,57	101,33	102,51	100,56	99,70	100,85

BRUTO DOMAĆI PROIZVOD PREMA PROIZVODNOM, DOHODOVNOM I RASHODNOM PRISTUPU 2015.
GROSS DOMESTIC PRODUCT BY PRODUCTION, INCOME AND EXPENDITURE APPROACH 2015

10.1 IZDACI ZA KRAJNJU POTROŠNJU KUĆANSTAVA, u cijenama 2010 (lančano povezane vrijedosti)
10.1 HOUSEHOLD FINAL CONSUMPTION EXPENDITURE, At prices of 2010 (chain-linked values)

000 KM

Kod Code	COICOP	2007	2008	2009	2010	2011	2012	2013	2014	2015
01	Hrana i bezalkoholna pića / Food and non-alcoholic bev.	7.248.750	7.524.439	7.184.810	7.010.371	6.943.967	7.000.068	7.000.853	7.121.673	7.209.079
02	Alkoholna pića, duhan i narkotici / Alcoholic beverages, tobacco and narcotics	1.464.260	1.463.566	1.471.768	1.471.030	1.468.258	1.466.187	1.475.284	1.475.284	1.472.256
03	Odjeća i obuća / Clothing and footwear	901.048	1.013.842	913.846	946.134	968.281	915.777	1.040.167	1.169.481	1.308.708
04	Stanovanje, voda, el. en; plin i ostala goriva / Housing, water, electricity, gas and other fuels	3.113.839	3.112.978	3.105.081	3.110.597	3.109.396	3.100.648	3.023.951	2.990.160	3.024.656
05	Pokućstvo i rutinsko održavanje stana / Furnishing, household equip. and routine household maintenance	1.612.698	1.637.948	1.326.207	1.331.494	1.298.096	1.312.112	1.312.401	1.399.888	1.439.279
06	Zdravstvo / Health	877.885	1.006.966	1.008.650	953.656	870.678	894.992	896.150	924.720	900.663
07	Transport / Transport	1.854.788	1.937.816	1.904.854	1.985.500	2.034.101	1.953.328	1.946.932	2.013.973	2.049.344
08	Komunikacije / Communication	608.489	653.651	645.728	646.142	662.691	661.331	654.628	643.803	630.669
09	Rekreacija i kultura / Recreation and culture	1.015.739	1.163.434	1.008.823	988.088	1.036.686	1.010.257	1.027.482	1.131.082	1.138.336
10	Obrazovanje / Education	277.810	301.945	307.065	303.337	318.760	321.610	314.548	320.497	318.658
11	Restorani i hoteli / Restaurants and hotels	1.557.787	1.545.713	1.427.911	1.510.622	1.540.632	1.535.446	1.524.842	1.522.111	1.624.974
12	Ostala dobra i usluge / Miscellaneous goods and serv.	1.492.590	1.653.899	1.650.184	1.668.106	1.703.445	1.687.018	1.730.480	1.692.650	1.744.705
	Neto kupovine u inozemstvu (minus) / Net purchases abroad (minus)	856.473	779.243	686.958	631.222	694.689	738.220	823.159	854.308	940.337
	Izdaci za krajnju potrošnju kućanstava - nacionalni koncept / Households final consumption expenditure - national concept	20.808.454	21.908.766	20.928.130	21.293.852	21.260.301	21.120.959	21.125.499	21.529.804	21.875.879

Lančano povezane vrijednosti nisu aditivne - agregirane razine se ne mogu dobiti izravno, kao zbir komponenti.
 Chain linked values are not additive - the aggregation cannot be obtained directly as the sum of components.

10.2 IZDACI ZA KRAJNJU POTROŠNJU KUĆANSTAVA, Deflatori
10.2 HOUSEHOLD FINAL CONSUMPTION EXPENDITURE, Deflators

Kod Code	COICOP	2007	2008	2009	2010	2011	2012	2013	2014	2015
01	Hrana i bezalkoholna pića / <i>Food and non-alcoholic bev.</i>	-	112,39	99,42	99,44	104,04	102,26	100,61	97,32	99,17
02	Alkoholna pića, duhan i narkotici / <i>Alcoholic beverages, tobacco and narcotics</i>	-	101,15	109,19	120,37	108,57	110,38	106,27	107,06	107,30
03	Odjeća i obuća / <i>Clothing and footwear</i>	-	98,04	96,30	95,64	102,11	102,16	91,25	95,02	92,69
04	Stanovanje, voda, el. en; plin i ostala goriva / <i>Housing, water, electricity, gas and other fuels</i>	-	105,23	104,69	101,79	101,90	102,37	103,47	100,08	100,68
05	Pokucstvo i rutinsko održavanje stana / <i>Furnishing, household equip. and routine household maintenance</i>	-	102,00	100,94	99,97	100,66	100,61	99,85	99,64	99,60
06	Zdravstvo / <i>Health</i>	-	101,23	100,81	101,64	98,56	101,11	98,59	100,44	106,26
07	Transport / <i>Transport</i>	-	109,76	94,44	104,02	104,11	104,15	99,90	99,60	95,23
08	Komunikacije / <i>Communication</i>	-	104,68	101,68	100,88	105,53	101,64	100,27	102,89	100,24
09	Rekreacija i kultura / <i>Recreation and culture</i>	-	100,60	101,67	100,07	100,38	100,34	100,83	99,32	99,42
10	Obrazovanje / <i>Education</i>	-	103,61	100,59	102,24	100,03	99,96	101,23	100,63	102,04
11	Restorani i hoteli / <i>Restaurants and hotels</i>	-	106,98	104,70	101,22	101,88	101,64	100,27	100,16	100,26
12	Ostala dobra i usluge / <i>Miscellaneous goods and serv.</i>	-	103,62	100,07	100,79	100,91	101,40	100,27	99,70	99,45
	Neto kupovine u inozemstvu (minus) / Net purchases abroad (minus)	-	104,83	99,17	102,16	101,39	101,94	99,50	99,88	100,03
	Izdaci za krajnju potrošnju kućanstava - nacionalni koncept / <i>Households final consumption expenditure - national concept</i>	-	106,66	100,83	101,64	103,01	102,65	100,81	99,47	99,83

11.1 BRUTO INVESTICIJE U STALNA SREDSTVA, u cijenama 2010 (lančano povezane vrijedosti)
11.1 GROSS FIXED CAPITAL FORMATION, At prices of 2010 (chain-linked values)

000 KM

Namjena investicije	2007	2008	2009	2010	2011	2012	2013	2014	2015
Purpose of investment									
Strojevi i oprema / Machinery and equipment	2.151.111	2.459.618	1.861.959	1.773.437	1.953.491	1.819.725	1.805.167	2.154.550	2.179.351
Građevinski objekti / Construction	2.788.773	3.331.290	2.751.138	2.361.011	2.452.204	2.494.189	2.575.891	2.796.094	2.602.559
Ostale investicije / Other investment	220.334	215.945	226.284	164.862	160.160	354.465	246.823	214.964	188.961
Bruto investicije u stalna sredstva / Gross fixed capital formation	5.170.912	6.011.716	4.836.735	4.299.309	4.565.856	4.665.561	4.621.236	5.162.566	4.973.666

Lančano povezane vrijednosti nisu aditivne - agregirane razine se ne mogu dobiti izravno, kao zbir komponenti.
 Chain linked values are not additive - the aggregation cannot be obtained directly as the sum of components.

11.2 BRUTO INVESTICIJE U STALNA SREDSTVA, Deflatori
11.2 GROSS FIXED CAPITAL FORMATION, Deflators

Namjena investicije	2007	2008	2009	2010	2011	2012	2013	2014	2015
Purpose of investment									
Strojevi i oprema / Machinery and equipment	-	97,26	96,66	99,52	103,81	100,81	100,15	99,99	98,46
Građevinski objekti / Construction	-	108,47	100,24	101,22	104,31	96,42	98,97	98,95	99,34
Ostale investicije / Other investment	-	107,43	99,62	102,12	102,31	102,05	99,90	99,10	99,00
Bruto investicije u stalna sredstva / Gross fixed capital formation	-	103,40	98,79	100,55	104,03	98,55	99,49	99,40	98,92

