TB 21
Tematski bilten
Thematic Bulletin
ISSN 1840-104X

Bosna i Hercegovina

Indikatori ciljeva održivog razvoja

Bosnia and Herzegovina Statistics for Sustainable Development Goals

Bosna i Hercegovina
Bosnia and Herzegovina

BHAS

Agencija za statistiku Bosne i Hercegovine
Agency for Statistics of Bosnia and Herzegovina

Sarajevo, 2025.

TB 21
Tematski bilten
Thematic Bulletin
ISSN 1840-104X

BOSNA I HERCEGOVINA INDIKATORI CILJEVA ODRŽIVOG RAZVOJA

BOSNIA AND HERZEGOVINA INDICATORS OF SUSTAINABLE DEVELOPMENT GOALS

Bosna i Hercegovina
Bosnia and Herzegovina

BHAS

Agencija za statistiku Bosne i Hercegovine
Agency for Statistics of Bosnia and Herzegovina

Sarajevo, 2025.

Izdaje i štampa: Agencija za statistiku Bosne i Hercegovine
Zelenih beretki 26, 71000 Sarajevo
Bosna i Hercegovina
Telefon: +387 33 91 19 11; Telefaks: +387 33 22 06 22
Elektronska pošta: bhas@bhas.gov.ba
Internet stranica: www.bhas.gov.ba
Published: *Agency for Statistics of Bosnia and Herzegovina*
Zelenih beretki 26, Sarajevo
Bosnia and Herzegovina

Odgovara: Vesna Ćužić, direktorica
Person responsible: *Vesna Ćužić, Director*

Pripremili: Ševala Korajčević, Alma Džananović, Dragan Jovović ,
Nermina Pozderac, Vlatka Mišković

Prepared by: *Ševala Korajčević, Alma Džananović, Dragan Jovović ,*
Nermina Pozderac, Vlatka Mišković

Lektura: Amra Kapetanović
Proofreading: *Amra Kapetanovic*

Dizajn naslovnice: Lejla Rakić Bekić
Cover design: *Lejla Rakić Bekić*

Tehnička priprema: Larisa Hasanbegović
Pre-press and DTP: *Larisa Hasanbegović*

–––
Molimo korisnike Publikacije da prilikom upotrebe podataka obavezno navedu izvor.
Users are kindly requested to mention data source.

Predgovor

Izvještaj o održivom razvoju 2024. prati napredak država u postizanju ciljeva održivog razvoja kroz njihovo rangiranje na osnovu ostvarenih postignuća.

Indeks SDG mjeri osnovni status zemlje za provedbu ciljeva održivog razvoja. Rezultat se tumači kao procenat ostvarenja 17 ciljeva održivog razvoja (rezultat od 100 označava da su svi ciljevi održivog razvoja postignuti). SDG indeks rezultat za Bosnu i Hercegovinu je 74.00/100. Prema Izvještaju održivog razvoja 2024, Bosna i Hercegovina je rangirana na 50. mjesto od ukupno 167 zemalja, sa indeksom SDG-a od 74.0 boda.

Postoje brojni izazovi u osiguravanju podataka za praćenje napretka, mjerenje rezultata ciljeva Agende 2030 i izvještavanje.

Statistički indeks učinka za Bosnu i Hercegovinu iznosi 70.6, prema Izvještaju održivog razvoja 2024. Indeks statističkog učinka agregira pet stubova statističkog efekta: korištenje podataka, usluge podataka, proizvodnja podataka, izvori podataka i infrastruktura podataka.

Agencija za statistiku BiH je uspostavila SDG portal za Ciljeve održivog razvoja za Bosnu i Hercegovinu. Portal pruža korisničkim stranama kontinuirano ažurirane podatke o statusu UN SDG indikatora za Bosnu i Hercegovinu (https://sdg.bhas.gov.ba).

U ovom tematskom biltenu Agencije za statistiku BiH prikazani su pojedini indikatori ciljeva održivog razvoja koji služe za ocjenu stanja i praćenje pojedinih podciljeva u okviru 17 ciljeva održivog razvoja.

Vesna Ćužić, direktorica

Preface

The Sustainable Development Report 2024 monitors the progress of countries in achieving the Sustainable Development Goals by ranking them based on their achievements.

The SDG index measures the country's basic status for the implementation of sustainable development goals. The result is interpreted as the percentage of achievement of 17 sustainable development goals (a score of 100 indicates that all sustainable development goals have been achieved). The SDG index result for Bosnia and Herzegovina is 74.00/100. According to the Sustainable Development Report 2024, Bosnia and Herzegovina is ranked 50th out of a total of 167 countries, with an SDG index of 74.0 points.

There are many challenges in providing data to monitor progress, measure the results of the 2030 Agenda goals and reporting.

The Statistical Performance Index for Bosnia and Herzegovina is 70.6, according to the Sustainable Development Report 2024. The Statistical Performance Index aggregates five pillars of statistical performance: data use, data services, data production, data sources and data infrastructure.

The Agency for Statistics of Bosnia and Herzegovina has established an SDG portal for the Sustainable Development Goals for Bosnia and Herzegovina. The portal provides users with continuously updated data on the status of UN SDG indicators for Bosnia and Herzegovina (https://sdg.bhas.gov.ba).

This thematic bulletin of the Agency for Statistics of BiH presents individual indicators of sustainable development goals that serve to assess the status and monitor individual sub-goals within the 17 sustainable development goals.

Vesna Ćužić, Director

1

SVIJET BEZ SIROMAŠTVA
NO POVERTY

SDG podcilj 1.3 Primjeniti odgovarajuće nacionalne sisteme socijalne zaštite i mjere za sve, uključujući najugroženije, i do kraja 2030. postići dovoljno veliki obuhvat siromašnih i ranjivih.

SDG subgoal 1.3 Implement adequate national social protection systems and measures for all, including the most vulnerable, and achieve sufficient coverage of the poor and vulnerable by the end of 2030

SDG 1.3.1 Procenat stanovništva pokrivenih sistemima socijalne zaštite, po spolu, uz razlikovanje djece, nezaposlenih osoba, starijih osoba, osoba sa invaliditetom, trudnica, novorođenčadi, žrtava povrede na radu i siromašnih i ranjivih

SDG 1.3.1 *Percentage of population covered by social protection systems, by gender, distinguishing between children, unemployed persons, elderly persons, persons with disabilities, pregnant women, newborns, victims of work-related injuries, and the poor and vulnerable*

Serija: Udio nezaposlenih koji primaju novčanu naknadu za nezaposlene (2011.-2024. %)
Udio nezaposlenih koji primaju novčanu naknadu za nezaposlene u 2024. godini je povećan u odnosu na prethodnu godinu i iznosio je 4,7%.

Series: *Share of unemployed people receiving unemployment benefits (2011-2024, %)*
The share of unemployed people receiving unemployment benefits in 2024 increased compared to the previous year and amounted to 4.7%.

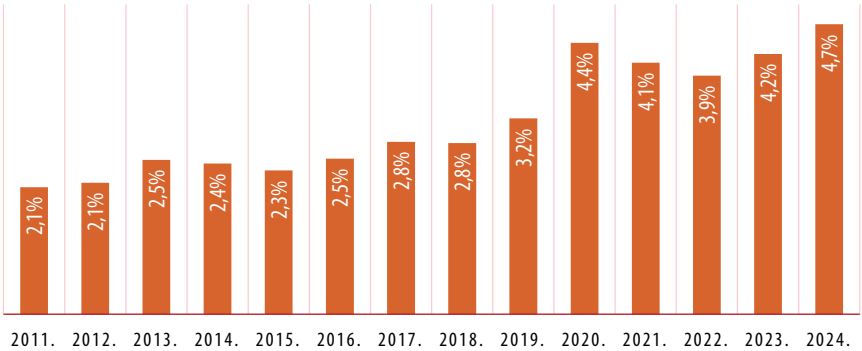

Izvor: Agencija za statistiku BiH, Agencije za rad i zapošljavanje Bosne i Hercegovine
Source: Agency for Statistics of Bosnia and Herzegovina, Labor and Employment Agency of Bosnia and Herzegovina

SDG podcilj 1.4 Do kraja 2030. godine osigurati da svi muškarci i žene, a posebno siromašni i ranjivi, imaju jednaka prava na ekonomske resurse, kao i pristup osnovnim uslugama, vlasništvu i upravljanju zemljištem, odnosno drugim oblicima vlasništva, nasljedstvu, prirodnim bogatstvima, odgovarajućim novim tehnologijama i finansijskim uslugama, uključujući mikrofinansiranje.

SDG subgoal 1.4 By the end of 2030, ensure that all men and women, especially the poor and vulnerable, have equal rights to economic resources, as well as access to basic services, land ownership and management, i.e. other forms of ownership, inheritance, natural resources, appropriate new technologies and financial services, including microfinance

SDG 1.4.1 Udio stanovništva koji žive u domaćinstvima sa pristupom osnovnim uslugama

Serija: Udio stanovništva koji koristi osnovne usluge pitke vode, po lokaciji (%)

Udio stanovništva iz urbanog područja Bosne i Hercegovine koje koristi osnovne usluge pitke vode u 2022. godini iznosio je 97,3%.

SDG 1.4.1 *Share of the population living in households with access to basic services*

Series: *Proportion of population using basic drinking water services, by location (%)*

The proportion of the population from the urban area in Bosnia and Herzegovina using basic drinking water services, was 97.3 % in 2022.

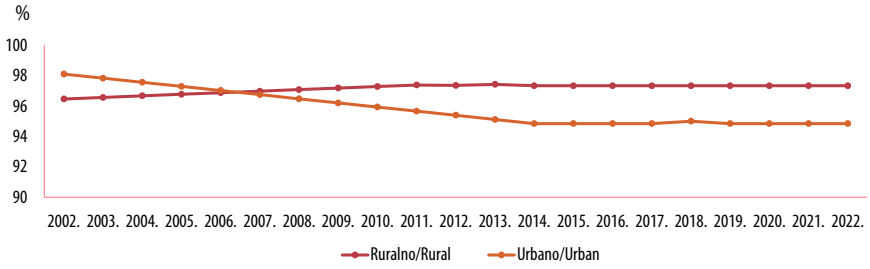

Izvor: UNSTATS, WHO/UNICEF Zajednički program praćenja vodosnabdijevanja, sanitacije i higijene (2023.)
Source: UNSTATS, WHO/UNICEF Joint Monitoring Programme for Water Supply, Sanitation and Hygiene (2023)

SDG podcilj 1.a Osigurati značajnu mobilizaciju resursa iz različitih izvora, uključujući kroz poboljšanu razvojnu saradnju, kako bi se osigurala adekvatna i predvidljiva sredstva za zemlje u razvoju, posebno najmanje razvijene zemlje, da implementiraju programe i politike za okončanje siromaštva u svim njegovim dimenzijama.

SDG subgoal 1.a Ensure significant mobilization of resources from diverse sources, including through enhanced development cooperation, to provide adequate and predictable funding for developing countries, in particular least developed countries, to implement programmes and policies to end poverty in all its dimensions

SDG 1.a.1 Ukupni grantovi zvanične razvojne pomoći od svih donatora koji se fokusiraju na smanjenje siromaštva, kao udio u bruto nacionalnom dohotku zemlje (2002.-2022. %)
Ukupni grantovi službene razvojne pomoći koje je primila Bosna i Hercegovina od svih donatora koji se fokusiraju na smanjenje siromaštva u 2022. godini iznosio je 0,15% od bruto nacionalnog dohotka (BND) zemlje.

SDG 1.a.1 *Total official development assistance grants from all donors that focus on poverty reduction as a share of the recipient country's gross national income (2002-2022, %)*
The total official development assistance grants received by Bosnia and Herzegovina from all donors focusing on poverty reduction in 2022 amounted to 0.15% of the country's gross national income (GNI).

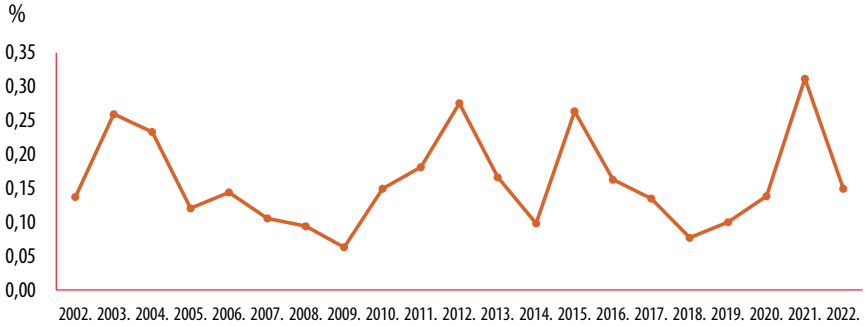

Izvor: Organizacija za ekonomsku saradnju i razvoj (OECD)
Source: The Organisation for Economic Co-operation and Development (OECD)

2

SVIJET BEZ GLADI
ZERO HUNGER

SDG podcilj 2.1 Do 2030. zaustaviti glad i osigurati da svim ljudima, a posebno siromašnim i osobama u osjetljivim okolnostima, uključujući odojčad, tokom cijele godine bude dostupna sigurna i hranljiva hrana u dovoljnim količinama.

SDG subgoal 2.1 By 2030, end hunger and ensure that all people, in particular the poor and those in vulnerable situations, including infants, have access to sufficient and safe food all year round

SDG 2.1.1 Prevalencija pothranjenosti
Serija: Rasprostranjenost pothranjenosti
Neuhranjenost je najveći uzrok lošeg zdravlja i bolesti. Podaci za Bosnu i Hercegovinu u periodu 2012.-2022. pokazuju da podaci o prevalenciji neuhranjenosti nepromjenjeni.

SDG 2.1.1 *Prevalence of malnutrition*
Series: *Prevalence of malnutrition*
Malnutrition is the biggest cause of ill health and disease. Data for Bosnia and Herzegovina for the period 2012-2022 show that the prevalence of malnutrition has remained unchanged.

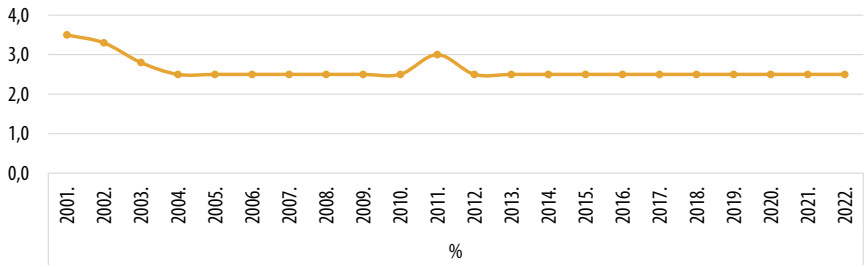

Izvor: UNSTATS, Organizacija Ujedinjenih naroda za hranu i poljoprivredu (FAO)
Source: UNSTATS, Food and Agriculture Organization of the United Nations (FAO)

SDG podcilj 2.2 Do 2030. okončati sve oblike pothranjenosti, uz postizanje do 2025. međunarodno dogovorenih ciljeva o zastoju u rastu i mršavljenju kod djece mlađe od pet godina, te rješavanje prehrambenih potreba adolescentica, trudnica i dojilja kao i starijih osoba.

SDG subgoal 2.2 By 2030, end all forms of malnutrition, achieving by 2025 internationally agreed targets on stunting and wasting in children under five years of age, and addressing the nutritional needs of adolescent girls, pregnant and lactating women, and older persons

SDG 2.2.3 Prevalencija anemije kod žena u dobi od 15 do 49 godina, prema statusu trudnoće (%)
Serija: Udio žena u dobi od 15 do 49 godina s anemijom, koje nisu trudne (%) i Udio žena u dobi od 15 do 49 godina s anemijom, trudnica (%).
U Bosni i Hercegovini 2019. godine podaci pokazuju da udio žena koje su trudne, više imaju anemiju 27,2% od žena koje nisu trudne, a imaju anemiju 24,3%, a starosne dobi su od 15 do 49 godina.

SDG 2.2.3 *Prevalence of anemia in women aged 15 to 49 years, according to pregnancy status (%)*
Series: *Proportion of women aged 15-49 with anaemia, not pregnant (%) and Proportion of women aged 15-49 with anaemia, pregnant (%).*
In Bosnia and Herzegovina in 2019, data show that the proportion of women who are pregnant have anemia 27.2% more than women who are not pregnant and have anemia 24.3% and the age range is 15-49 years.

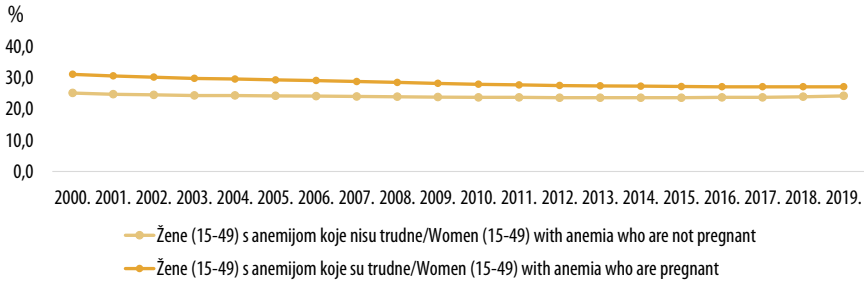

Izvor: UNSTATS, Svjetska zdravstvena organizacija WHO
Source: UNSTATS, WHO Global Health Observator

SDG podcilj 2.4 Do 2030. osigurati održive sisteme proizvodnje hrane i implementirati otporne poljoprivredne prakse koje povećavaju produktivnost i proizvodnju, koje pomažu u održavanju ekosistema, koje jačaju kapacitet za prilagođavanje klimatskim promjenama, ekstremnim vremenskim prilikama, suši, poplavama i drugim katastrofama i koje progresivno poboljšavaju kvalitet zemljišta i tla.

SDG subgoal 2.4 By 2030, ensure sustainable food production systems and implement resilient agricultural practices that increase productivity and production, that help maintain ecosystems, that strengthen the capacity to adapt to climate change, extreme weather events, drought, floods and other disasters, and that progressively improve land and soil quality

SDG 2.4.1 Udio poljoprivrednih površina pod produktivnom i održivom poljoprivredom
Serija: Napredak prema produktivnoj i održivoj poljoprivredi, ocjena trenda (PROXY); Napredak prema produktivnoj i održivoj poljoprivredi, trenutni statusni rezultat (PROXY)

SDG 2.4.1 *Share of agricultural land under productive and sustainable agriculture*

Series: *Progress towards productive and sustainable agriculture, trend assessment (PROXY); Progress towards productive and sustainable agriculture, current status result (PROXY)*

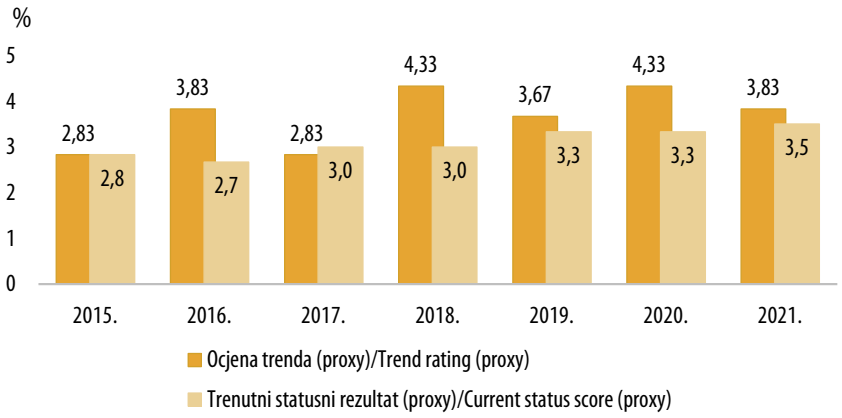

Izvor: Izračunao FAO koristeći kao ulazne podatke na nivou zemlje iz FAOSTAT-a. Izvještavanje o SDG 6.4.2 i SDG 1.1.1
Source: Computed by FAO using as input country - level data from FAOSTAT. SDG 6.4.2 and SDG 1.1.1 reporting

3

ZDRAVLJE I BLAGOSTANJE
GOOD OD HEALTH AND WELL-BEING

SDG podcilj 3.1 Do 2030. smanjiti globalni omjer smrtnosti majki na manje od 70 na 100.000 živorođenih.

SDG subgoal 3.1 By 2030, reduce the global maternal mortality ratio to less than 70 per 100,000 live births

SDG 3.1.2 Udio porođaja uz prisustvo kvalifikovanih zdravstvenih radnika
Udio porođaja uz prisustvo kvalifikovanih zdravstvenih radnika u Bosni i Hercegovini u periodu 2001.-2021. godinu je nepromijenjen i iznosi 99,9%.

SDG 3.1.2 *Proportion of births attended by qualified health workers*
The share of births attended by qualified health workers in Bosnia and Herzegovina in the period 2001-2021 is unchanged at 99.9%.

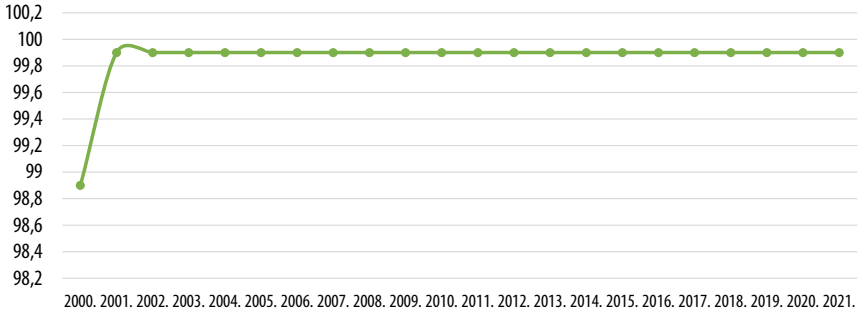

Izvor: Statistički godišnjak Federacije Bosne i Hercegovine 2022 Sarajevo, Zavod za statistiku Federacije Bosne i Hercegovine 2022.
Source: Statistical Yearbook Federation of Bosnia and Herzegovina 2022 Sarajevo, Institute for Statistics of Federation of Bosnia and Herzegovina 2022.

SDG podcilj 3.2 Do 2030. godine okončati smrt novorođenčadi i djece mlađe od 5 godina koja se može spriječiti, pri čemu sve zemlje imaju za cilj smanjiti neonatalnu smrtnost na najmanje 12 na 1.000 živorođenih, a smrtnost ispod 5 godina na najmanje 25 na 1.000 živorođenih.

SDG subgoal 3.2 By 2030, end preventable deaths of infants and children under 5 years of age, with all countries aiming to reduce neonatal mortality to at least 12 per 1,000 live births and under-5 mortality to at least 25 per 1,000 live births

SDG 3.2.2 Stopa neonatalne smrtnosti
Serija: Stopa neonatalnog mortaliteta
Stopa neonatalne smrtnosti je vjerovatnoća da će dijete rođeno u određenoj godini ili periodu umrijeti tokom prvih 28 navršenih dana života, ako je podložno stopama smrtnosti specifičnim za uzrast, izraženim na 1000 živorođenih.

SDG 3.2.2 *Neonatal mortality rate*
Series: *Neonatal mortality rate*
The neonatal mortality rate is the probability that a child born in a specific year or period will die during the first 28 completed days of life, if subject to age-specific mortality rates of that period, expressed per 1000 live births.

U Bosni i Hercegovini stopa neonatalne smrtnosti, na 1.000 živorođenih u 2022. godini iznosila je 4,4%.

In Bosnia and Herzegovina, the neonatal mortality rate per 1,000 live births in 2022 was 4.4%.

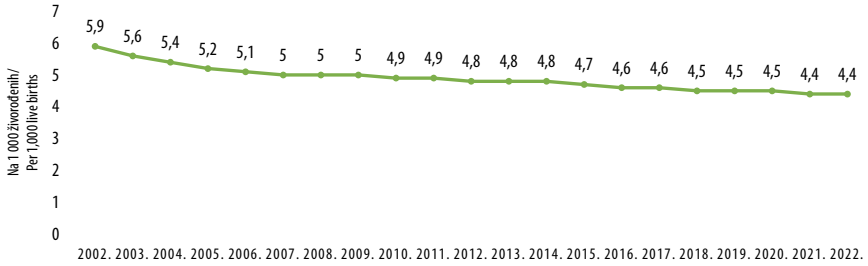

Izvor: UNSTATS, Međuagencijska grupa Ujedinjenih naroda za procjenu smrtnosti djece (UN IGME), 2024.
Source: UNSTATS, United Nations Inter - agency Group for Child Mortality Estimation (UN IGME), 2024.

SDG podcilj 3.b Podržati istraživanje i razvoj cjepiva i lijekova za zarazne i nezarazne bolesti koje prvenstveno pogađaju zemlje u razvoju, omogućiti pristup pristupačnim esencijalnim lijekovima i vakcinama, u skladu sa „Deklaracijom iz Dohe o Sporazumu o trgovačkim aspektima prava intelektualne svojine (TRIPS) i javnom zdravlju", kojom se potvrđuje pravo zemalja u razvoju da u potpunosti koriste odredbe „Sporazuma o trgovačkim aspektima prava intelektualne svojine" koje se odnose na fleksibilnost u pogledu zaštite javnog zdravlja, i posebno, osiguravanje pristupa lijekovima za sve.

SDG subgoal 3.b Support research and development of vaccines and medicines for communicable and non-communicable diseases that primarily affect developing countries, and facilitate access to affordable essential medicines and vaccines, in accordance with the "Doha Declaration on the Agreement on Trade-Related Aspects of Intellectual Property Rights (TRIPS) and Public Health", which affirms the right of developing countries to make full use of the provisions of the "Agreement on Trade-Related Aspects of Intellectual Property Rights" relating to flexibilities in relation to the protection of public health, and in particular, ensuring access to medicines for all

SDG 3.b.2 Ukupna neto zvanična razvojna pomoć medicinskim istraživanjima i osnovnim zdravstvenim sektorima

SDG 3.b.2 *Total net official development assistance to medical research and basic health sectors.*

Serija: Ukupna zvanična razvojna pomoć medicinskim istraživanjima i osnovnim zdravstvenim sektorima, bruto isplata, prema zemljama primaocima (milioni američkih dolara konstanta 2022.)
Razvojna pomoć u Bosni i Hercegovini za medicinska istraživanja i osnovne zdravstvene sektore iznosila je 34,6 miliona dolara u 2022.

Series: *Total official development assistance to medical research and basic health sectors, gross disbursements, by recipient country (millions of US dollars constant 2022)*
Development assistance in Bosnia and Herzegovina to the medical research and basic health sectors amounted to 34,6 million dollars in 2022.

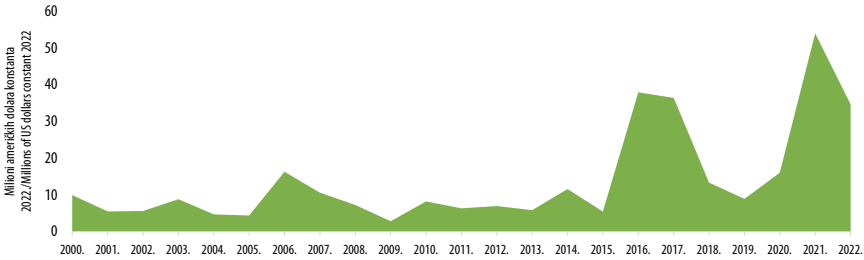

Izvor: Organizacija za ekonomsku saradnju i razvoj (OECD)
Source: The Organisation for Economic Co - operation and Development (OECD)

4

KVALITETNO OBRAZOVANJE
QUALITY EDUCATION

SDG podcilj 4.3 Do 2030. osigurati jednak pristup svim ženama i muškarcima pristupačnom i kvalitetnom tehničkom, stručnom i tercijarnom obrazovanju, uključujući univerzitetsko obrazovanje.

SDG subgoal 4.3 By 2030, ensure equal access for all women and men to affordable and quality technical, vocational and tertiary education, including university education

SDG 4.3.1 Stopa učešća mladih i odraslih u formalnom i neformalnom obrazovanju i obuci u prethodnih 12 mjeseci, prema spolu
Podaci za Bosnu i Hercegovinu za 2022. godinu pokazuju da 13,0% žena 11,2% muškaraca učestvuju u formalnom i neformalnom obrazovanju.

SDG 4.3.1 *Participation rate of youth and adults in formal and non-formal education and training in the previous 12 months, by gender*
Data for 2022 shows that 13.0% of women and 11.2% of men participate in formal and non-formal education in Bosnia and Herzegovina

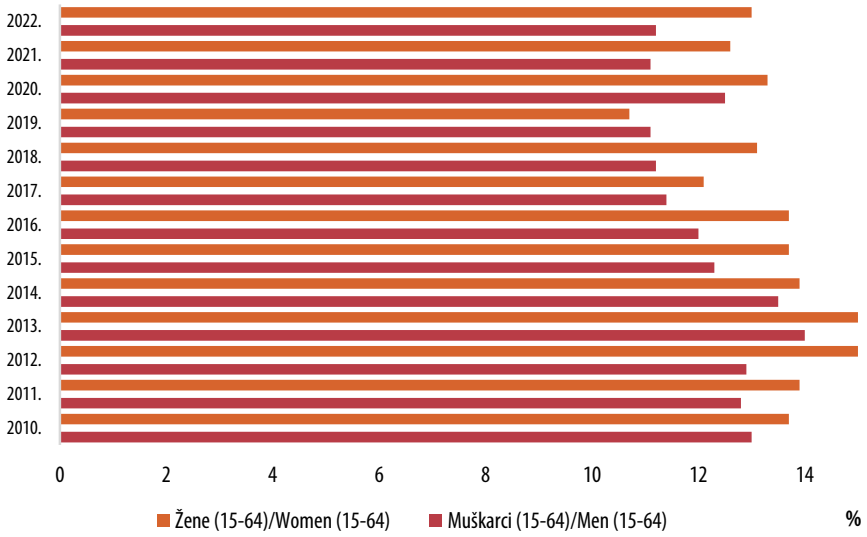

Izvor: BIH - LFS - Anketa o radnoj snazi
Source: BIH - LFS - Labour Force Survey

SDG podcilj 4.4 Do 2030. značajno povećati broj mladih i odraslih koji imaju relevantne vještine, uključujući tehničke i stručne vještine, za zapošljavanje, pristojne poslove i poduzetništvo.

SDG subgoal 4.4 By 2030, significantly increase the number of young people and adults who have relevant skills, including technical and professional skills, for employment, decent jobs and entrepreneurship

SDG 4.4.1 Udio mladih i odraslih sa vještinama informacijsko-komunikacijskih tehnologija (IKT), prema vrsti vještina
Prema podacima za 2023. godinu 69,3% mladih i odraslih koristilo je društvene mreže.

SDG 4.4.1 *Share of youth and adults with information and communication technology (ICT) skills, by type of skill.*

According to data for 2023, 69.3% of young people and adults used social networks.

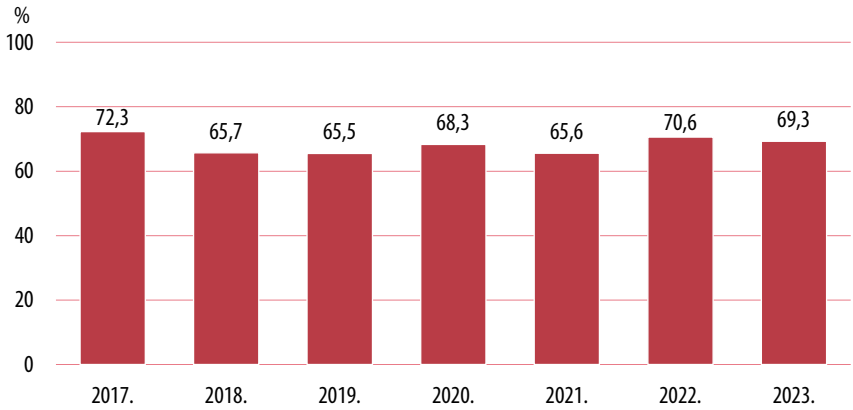

Izvor: Izvor: Agencija za statistiku Bosne i Hercegovine
Source: Agency for statistics of Bosnia and Herzegovina

SDG podcilj 4.5 Do 2030. eliminirati rodne razlike u obrazovanju i osigurati jednak pristup svim nivoima obrazovanja i stručnog osposobljavanja za ugrožene, uključujući osobe s invaliditetom, autohtono stanovništvo i djecu u ugroženim situacijama.

SDG 4.5.1 Indeksi pariteta (žene/muškarci, ruralna/urbana područja, najniži/najviši kvintil blagostanja i drugi kao što su status invalidnosti, autohtoni narodi i ugroženi sukobima, zavisno od dostupnosti podataka) za sve indikatore obrazovanja sa ove liste koji se mogu razvrstati

Serija: Indeks rodnog pariteta mladih/odraslih sa vještinama informaciono-komunikacione tehnologije (IKT) prema vrsti vještine (omjer)

Indeksi pariteta zahtijevaju podatke za posebne interesne grupe. Oni predstavljaju omjer vrijednosti indikatora za jednu grupu prema vrijednosti druge grupe. Vrijednost od tačno 1 označava paritet između dvije grupe.

SDG subgoal 4.5 By 2030, eliminate gender differences in education and ensure equal access to all levels of education and professional training for the disadvantaged, including people with disabilities, indigenous populations and children in vulnerable situations

SDG 4.5.1 *Parity indices (women/men, rural/urban areas, lowest/highest quintile of well-being and others such as disability status, indigenous peoples and conflict-affected, depending on data availability) for all education indicators from this list that can be disaggregated*

Series: *Gender parity index for youth/adults with information and communication technology (ICT) skills by skill type (ratio)*

Parity indices require data for the specific groups of interest. They represent the ratio of the indicator value for one group to that of the other. A value of exactly 1 indicates parity between the two groups.

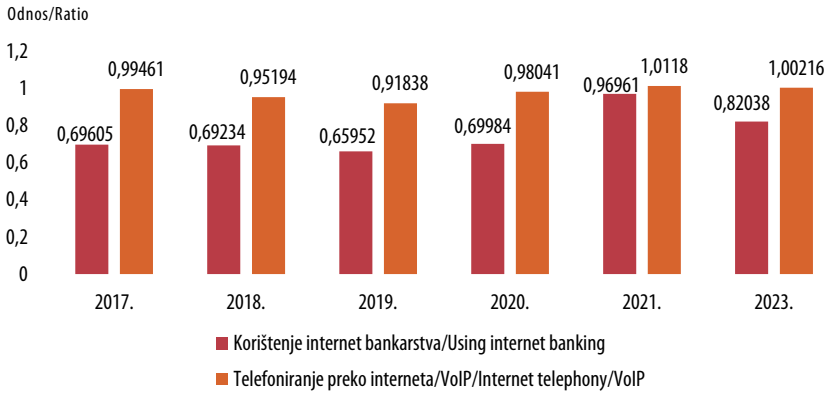

Izvor: UNESCO Institut za statistiku
Source: UNESCO Institute for Statistics

5

RODNA RAVNOPRAVNOST
GENDER EQUALITY

SDG podcilj 5.1 Ukinuti svuda i sve oblike diskriminacije protiv žena i djevojčica.

SDG 5.1.1 Postoje li ili ne zakonski okviri za promicanje, jačanje i praćenje ravnopravnosti i nediskriminacije na osnovu spola?
Indikator 5.1.1 mjeri napore Vlade da uspostavi zakonske okvire koji promovišu, provode i nadgledaju rodnu ravnopravnost.
Serija: sve serije (2022.)

SDG subgoal 5.1 Abolish everywhere and all forms of discrimination against women and girls

SDG 5.1.1 *Whether or not legal frameworks exist to promote, strengthen and monitor equality and non-discrimination on the basis of gender*
Indicator 5.1.1 measures Government efforts to put in place legal frameworks that promote, enforce and monitor gender equality
Series: *all series (2022)*

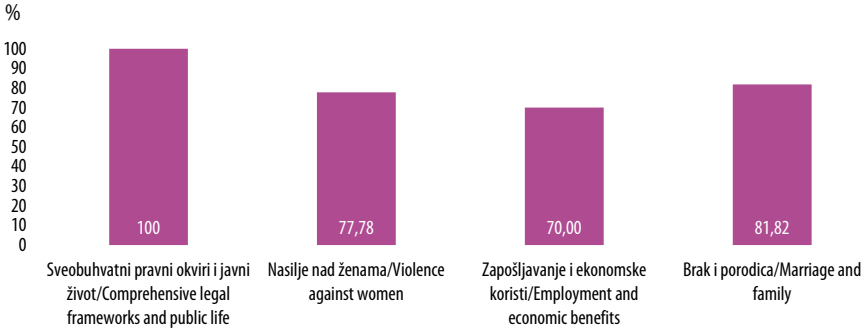

Pravni okviri promovišu, sprovode i prate rodnu ravnopravnost (postotak postignuća, 0 - 100) po oblastima/
Legal frameworks promote, implement and monitor gender equality (percentage of achievement, 0 - 100) by area

Izvor: UN žene
Source: UN Women

SDG podcilj 5.c Usvojiti i ojačati zdrave politike i primjenjivo zakonodavstvo za promociju rodne ravnopravnosti i osnaživanje svih žena i djevojčica na svim nivoima.

SDG 5.c.1 Udio zemalja sa sistemima za praćenje i objavljivanje javnih izdvajanja za rodnu ravnopravnost i osnaživanje žena.
(0 = ne ispunjava zahtjev; 1 = pristupilo je zahtjevu; 2 = u potpunosti ispunjava zahtjev)

SDG subgoal 5.c Adopt and strengthen sound policies and applicable legislation to promote gender equality and empower all women and girls at all levels

SDG 5.c.1 *Share of countries with systems for tracking and disclosing public allocations for gender equality and women's empowerment.*
(0 = does not meet the requirement; 1 = approached the requirement; 2 = Fully meets requirement)



Izvor: Izvor: Podaci su izvedeni iz izvještavanja zemalja o 13 binarnih pitanja u upitniku, prikupljenih kroz Globalno partnerstvo za efektivnu razvojnu saradnju
Source: Data are derived from country reporting on 13 binary questions on questionnaire, collected through the Global Partnership for Effective Development Cooperation

6

ČISTA VODA I SANITARNI USLOVI
CLEAN WATER AND SANITATION

SDG podcilj 6.3 Do 2030. poboljšati kvalitet vode smanjenjem zagađenja, eliminisati odlaganje i minimizirati ispuštanje opasnih hemikalija i supstanci, prepoloviti udio neprečišćenih otpadnih voda i značajno povećati recikliranje i sigurnu ponovnu upotrebu na globalnom nivou.

SDG subgoal 6.3By 2030, improve water quality by reducing pollution, eliminate disposal and minimize discharge of hazardous chemicals and substances, halve the proportion of untreated wastewater and significantly increase recycling and safe reuse globally

SDG 6.3.2 Udio vodnih površina sa dobrim kvalitetom vode
Serija: sve serije

SDG 6.3.2 *Share of water surfaces with good water quality*
Series: *all series*

Kvalitet ambijentalne vode odnosi se na prirodnu, neprečišćenu vodu u rijekama, jezerima i podzemnim vodama i predstavlja kombinaciju prirodnih uticaja zajedno sa uticajima svih antropogenih aktivnosti. Riječna vodna tijela sa dobrim ambijentalnim kvalitetom vode u 2023. su nepromijenjena u odnosu na 2020.

Ambient water quality refers to natural, untreated water in rivers, lakes and groundwater and represents a combination of natural influences together with the influences of all anthropogenic activities. River water bodies with good ambient water quality in 2023 are unchanged compared to 2020.

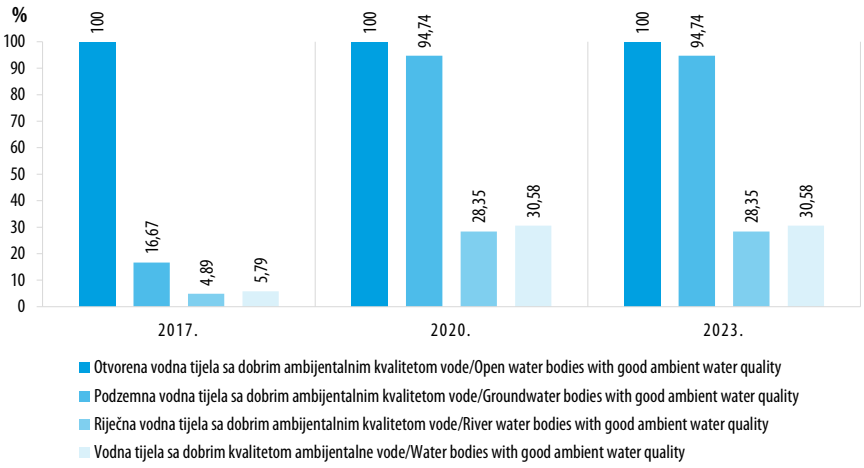

Izvor: Ministarstvo vanjske trgovine i ekonomskih odnosa Bosne i Hercegovine
Source: Ministry of Foreign Trade and Economic Relations of Bosnia and Herzegovina

SDG podcilj 6.4 Do 2030. značajno povećati efikasnost korištenja vode u svim sektorima i osigurati održivu eksploataciu vode i snabdijevanje slatkom vodom kako bi se riješila nestašica vode i značajno smanjio broj ljudi koji pate od nestašice vode.

SDG subgoal 6.4 By 2030, significantly increase water use efficiency in all sectors and ensure sustainable water exploitation and freshwater supply to address water scarcity and significantly reduce the number of people suffering from water scarcity

SDG 6.4.2 Nivo vodnog stresa: povlačenje slatke vode kao udio raspoloživih slatkovodnih resursa

SDG 6.4.2 *Water stress level: withdrawal of freshwater as a proportion of available freshwater resources*

Nivo vodnog stresa za Bosnu i Hercegovinu iznosi je 2,03% i u blagom rastu je u poređenju sa 2020.

The level of water stress for Bosnia and Herzegovina is 2.03% and is slightly increasing compared to 2020.

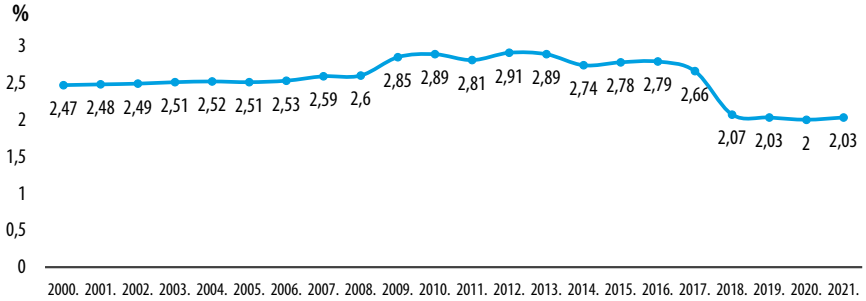

Izvor: Organizacija Ujedinjenih naroda za hranu i poljoprivredu (FAO)
Source: Food and Agriculture Organization of the United Nations (FAO)

7

PRISTUPAČNA ENERGIJA IZ ČISTIH IZVORA
AFFORDABLE AND CLEAN ENERGY

SDG podcilj 7.3 Do 2030. udvostručiti globalnu stopu poboljšanja energetske efikasnosti.

SDG subgoal 7.3 Double the global rate of energy efficiency improvement by 2030

SDG 7.3.1 Energetski intenzitet mjeren kroz primarnu energiju (megadžuli po konstantnom BDP-u pariteta kupovne moći za 2017.)
Energetski intenzitet manji je za 3,4% u 2021. u odnosu na 2020.

SDG 7.3.1 *Energy intensity level of primary energy (megajoules per constant 2017 purchasing power parity GDP)*

Energy intensity is lower by 3.4% in 2021 compared to 2020.

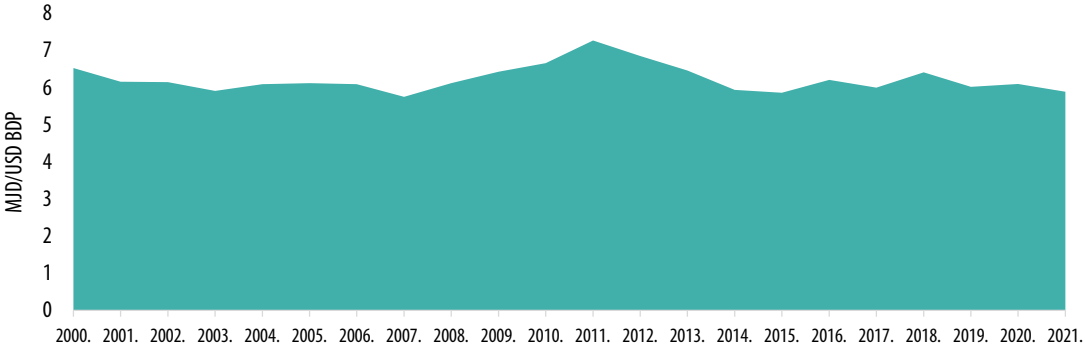

Izvor: IEA (2023), Svjetske energetske bilanse
Source: IEA (2023), World Energy Balances

SDG podcilj 7.b Do 2030. proširiti infrastrukturu i unaprijediti tehnologiju za snabdijevanje modernom i održivom energijom za sve u zemljama u razvoju, posebno u najmanje razvijenim zemljama, malim ostrvskim državama u razvoju i zemljama u razvoju bez izlaza na more, u skladu sa njihovim programima podrške.

SDG subgoal 7.b By 2030, expand infrastructure and advance technology to provide modern and sustainable energy for all in developing countries, in particular least developed countries, small island developing States and landlocked developing countries, in accordance with their support programmes

SDG 7.b.1 Instalirani kapaciteti za proizvodnju obnovljive energije u zemljama u razvoju (u vatima po glavi stanovnika)

SDG 7.b.1 *Installed renewable energy production capacity in developing countries (in watts per capita)*

Podaci pokazuju da instalirani kapaciteti sunčeve energije u 2022. godini se veći za čak 92,4% u poređenju sa 2021. godinom. Ukupni instalirani kapaciteti obnovljivih izvora energije u 2022. godini su veći za 3,7% u poređenju sa 2021.

The data shows that the installed capacity of solar energy in 2022 is higher by as much as 92.4% compared to 2021. The total installed capacity of renewable energy sources in 2022 is higher by 3.7% compared to 2021

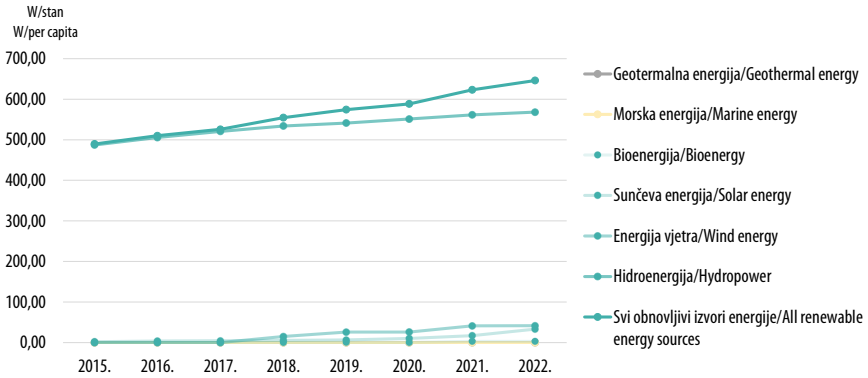

Izvor: Podaci o stanovništvu iz Prospekta Ujedinjenih naroda za svjetsku populaciju
Source: United Nations World Population Prospects

8

DOSTOJANSTVEN RAD I EKONOMSKI RAST
DECENT WORK AND ECONOMIC GROWTH

SDG podcilj 8.3 Promovisati razvojno orijentisane politike koje podržavaju produktivne aktivnosti, stvaranje dostojanstvenih radnih mjesta, poduzetništvo, kreativnost i inovacije, i podsticati formalizaciju i rast mikro, malih i srednjih preduzeća, uključujući i pristup finansijskim uslugama.

SDG subgoal 8.3 Promote development-oriented policies that support productive activities, decent job creation, entrepreneurship, creativity and innovation, and encourage the formalization and growth of micro, small and medium-sized enterprises, including access to financial services

SDG 8.3.1 Udio neformalne zaposlenosti u ukupnoj zaposlenosti, po sektoru i spolu

Udio neformalne zaposlenosti u Bosni i Hercegovini je u padu. Udio neformalno zaposlenih iznosi 19,9% u 2022. godini, što je za 3,8% manje u poređenju sa 2021.

SDG 8.3.1 *Share of informal employment in total employment, by sector and gender*

The share of informal employment in Bosnia and Herzegovina is declining. The share of informally employed is 19.9% in 2022, which is 3.8% less than in 2021.

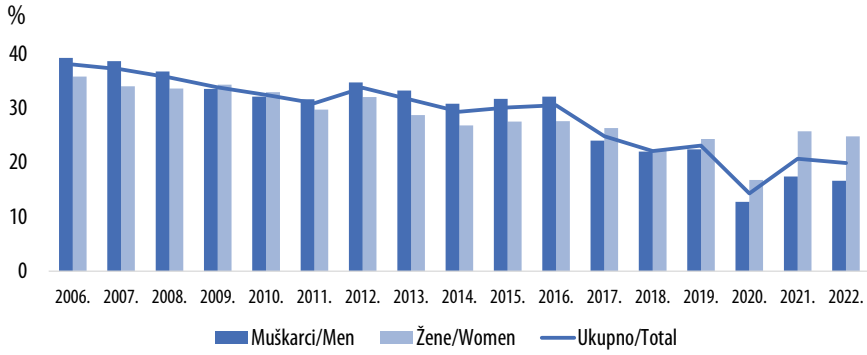

Izvor: LFS - Anketa o radnoj snazi
Source: LFS - Labour Force Survey

SDG podcilj 8.4 Progresivno, do 2030. godine, poboljšati globalnu efikasnost resursa u potrošnji i proizvodnji i nastojati da se ekonomski rast odvoji od degradacije okoliša, u skladu sa 10-godišnjim okvirom programa za održivu potrošnju i proizvodnju, uz vodeću ulogu razvijenih zemalja.

SDG subgoal 8.4 Progressively, by 2030, improve global resource efficiency in consumption and production and strive to decouple economic growth from environmental degradation, in accordance with the 10-year framework for sustainable consumption and production, with developed countries taking the lead

SDG 8.4.2 Domaća potrošnja materijala, domaća potrošnja materijala po stanovniku i domaća potrošnja materijala po BDP-u
Serija: Potrošnja domaćih materijala

Ekonomija Bosne i Hercegovine je u 2022. godini utrošila 38,7 miliona tona prirodnih resursa, što je za 6,8% više u odnosu na baznu 2015.

SDG 8.4.2 *Domestic material consumption, domestic material consumption per capita, and domestic material consumption per GDP*
Series: *Consumption of domestic materials*
The economy of Bosnia and Herzegovina, referent 2022, consumed 38.7 million tons of natural resources, which is 6.8% more compared to the base year 2015.

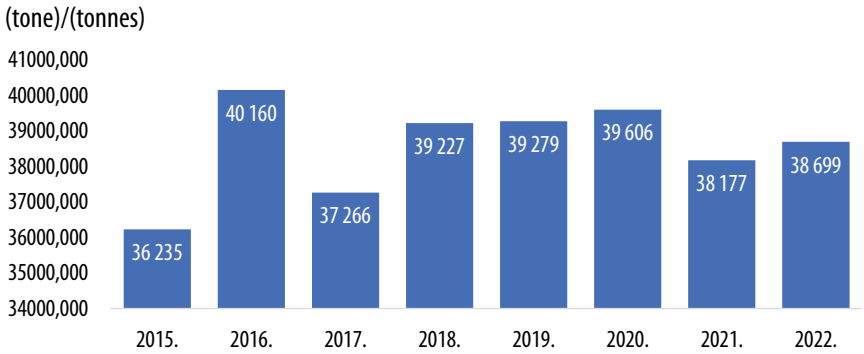

Izvor: EUROSTAT
Source: EUROSTAT

9

INDUSTRIJA, INOVACIJE I INFRASTRUKTURA

INDUSTRY, INNOVATION AND INFRASTRUCTURE

SDG podcilj 9.2 Promovisati inkluzivnu i održivu industrijalizaciju i do 2030. značajno povećati udio industrije u stopi zaposlenosti i bruto domaćem proizvodu, u skladu s nacionalnim okolnostima, i udvostručiti udio u najmanje razvijenim zemljama.

SDG subgoal 9.2 Promote inclusive and sustainable industrialization and, by 2030, significantly increase the share of industry in employment and gross domestic product, in accordance with national circumstances, and double the share in least developed countries

SDG 9.2.1 Dodatna vrijednost prerađivačke industrije kao udio BDP-a i po glavi stanovnika
Serija: Dodana vrijednost proizvodnje (konstantni američki dolari iz 2015.) kao udio BDP-a (%)
Dodatna vrijednost u proizvodnji kao udio u BDP-u u 2022. godini iznosila je 12,0% i veća je u odnosu na 2021.

SDG 9.2.1. *Manufacturing value added as a proportion of GDP and per capita*

Series: *Manufacturing value added (constant 2015 US dollars) as a share of GDP (%)*
The added value in production as a share of GDP in 2022 was 12.0% and is higher than in 2021.

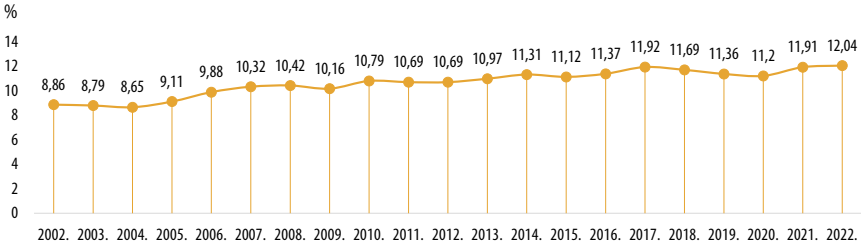

Izvor: UNIDO baza podataka nacionalnih računa
Source: UNIDO National Accounts Database

SDG podcilj 9.3 Povećati pristup malih industrijskih i drugih preduzeća finansijskim uslugama, posebno u zemljama u razvoju, uključujući pristupačne kredite, i njihovu integraciju u lance vrijednosti i tržišta.

SDG subgoal 9.3 Increase access of small industrial and other enterprises to financial services, particularly in developing countries, including affordable credit, and their integration into value chains and markets

SDG 9.3.1 Udio malih preduzeća u ukupnoj dodanoj vrijednosti prerađivačke industrije
Udio malih preduzeća u ukupnoj dodanoj vrijednosti prerađivačke industrije u 2021. godini iznosio je 10,0%.

SDG 9.3.1 *Share of small enterprises in total value added of the manufacturing industry*
Share of small enterprises in total value added of the manufacturing industry in 2021 was 10.0%.

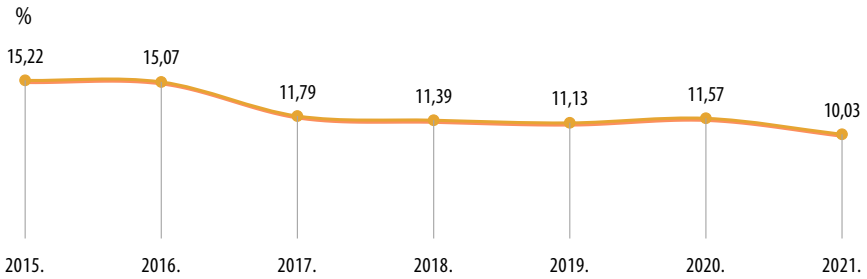

Izvor: Agencija za statistiku Bosne i Hercegovine
Source: Agency for Statistics of Bosnia and Herzegovina

SDG podcilj 9.4 Do 2030. nadograditi infrastrukturu i prilagoditi industrije kako bi bile održive, uz veću efikasnost u korištenju resursa i većim usvajanjem čistih i ekološki prihvatljivih tehnologija i industrijskih procesa, pri čemu će sve zemlje poduzeti mjere u skladu sa svojim mogućnostima.

SDG subgoal 9.4 By 2030, upgrade infrastructure and adapt industries to be sustainable, with greater resource efficiency and greater adoption of clean and environmentally friendly technologies and industrial processes, with all countries taking action in accordance with their respective capabilities

SDG 9.4.1 Emisija CO2 po jedinici dodane vrijednosti
Serija: Emisije ugljen-dioksida od sagorijevanja goriva
Emisije ugljen-dioksida koje su nastale od sagorijevanja goriva u 2022. godini iznosili su 20.6 milona tona.

SDG 9.4.1 *CO2 emission per unit of added value*
Series: *Carbon dioxide emissions from fuel combustion*
Carbon dioxide emissions from fuel combustion in 2022 amounted to 20.6 million tons.

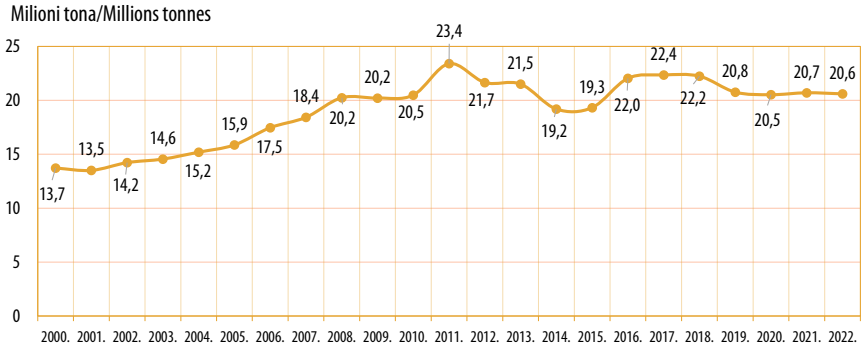

Izvor: IEA (2023), UNIDO baza podataka nacionalnih računa
Source: IEA (2023), UNIDO National Accounts Database

10

SMANJENJE NEJEDNAKOSTI
REDUCED INEQUALITIES

SDG podcilj 10.a Provesti princip posebnog i različitog tretmana za zemlje u razvoju, posebno za najmanje razvijene zemlje, u skladu sa sporazumima Svjetske trgovinske organizacije.

SDG subgoal 10.a Implement the principle of special and differential treatment for developing countries, especially the least developed countries, in accordance with the World Trade Organization agreements

SDG 10.a.1. Udio tarifnih stavki koje se primjenjuju na uvoz iz najmanje razvijenih zemalja i zemalja u razvoju sa nultom stopom carine
Udio ukupnog broja tarifnih linija (u procentima) koji se primjenjuje na proizvode uvezene iz najmanje razvijenih zemalja i zemalja u razvoju koji odgovara tarifnoj stopi od 0% u HS poglavlju 01-97.

SDG 10.a.1 *Share of tariff lines applied to imports from least developed countries and developing countries with a zero-tariff rate*
Proportion of total number of tariff lines (in per cent) applied to products imported from least developed countries and developing countries corresponding to a 0% tariff rate in HS chapter 01-97.

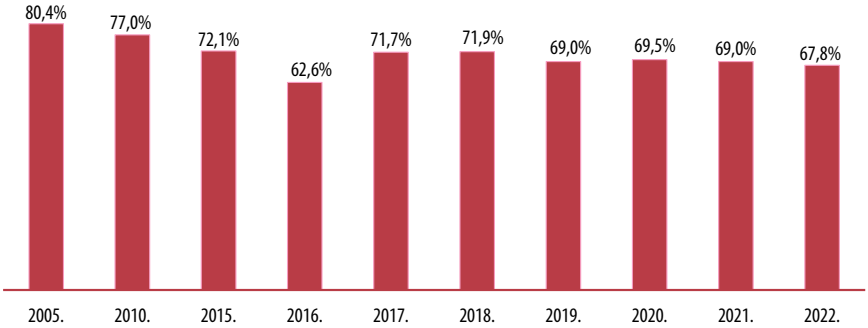

Izvor: ITC / UNCTAD / WTO baza podataka
Source: ITC / UNCTAD / WTO database

SDG podcilj 10.b Poticati zvaničnu razvojnu pomoć i finansijske tokove, uključujući direktna strana ulaganja, prema zemljama kojima je najveća potreba, a posebno najmanje razvijenim zemljama, afričkim zemljama, malim ostrvskim državama u razvoju i zemljama u razvoju bez izlaza na more, u skladu sa njihovim nacionalnim planovima i programima.

SDG subgoal 10.b Encourage official development assistance and financial flows, including foreign direct investment, to countries in greatest need, in particular least developed countries, African countries, small island developing States and landlocked developing countries, in accordance with their national plans and programmes

SDG 10.b.1. Ukupna pomoć za razvoj, po zemljama primaocima (milioni tekućih američkih dolara)
Ukupna pomoć za razvoj, po zemljama primaocima čine zvanična razvojna pomoć (ODA), drugi zvanični tokovi (OOF) i privatni tokovi. Ukupna pomoć za razvoj u Bosni i Hercegovini u 2022. godini, iznosila je 448 milona tekućih amerčkih dolara što predstavlja najmanju pomoć za razvoj od 2000.

SDG 10.b.1 *Total assistance for development, by recipient countries (millions of current United States dollars)*
Total development assistance, by recipient country, consists of official development assistance (ODA), other official flows (OOF) and private flows. Total development assistance in Bosnia and Herzegovina in 2022 amounted to 448 million current US dollars, which represents the lowest development assistance since 2000

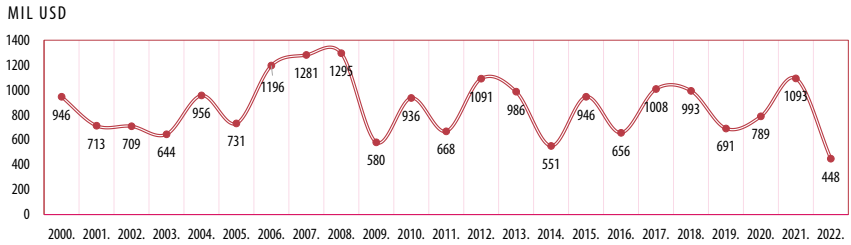

Izvor: Organizacija za ekonomsku saradnju i razvoj (OECD)
Source: The Organisation for Economic Co-operation and Development (OECD)

11

ODRŽIVI GRADOVI I ZAJEDNICE

SUSTAINABLE CITIES AND COMMUNITIES

SDG podcilj 11.4 Ojačati napore za zaštitu i očuvanje svjetske kulturne i prirodne baštine

SDG 11.4.1 Ukupni izdaci po glavi stanovnika utrošeni na očuvanje i zaštitu cjelokupnog kulturnog i prirodnog nasljeđa, prema vrsti finansiranja (javno, privatno), prema vrsti baštine (kulturna, prirodna), i nivou upravljanja (nacionalni, regionalni i lokalni)

Serija: sve

Ukupni izdaci po glavi stanovnika potrošeni na kulturno naslijeđe, javno i privatno u Bosni i Hercegovini za 2022. godinu iznosili su 58,6KM po glavi stanovnika.

Poređenjem podataka iz 2019. godine sa zadnjim dostupnim podacima iz 2022. godine ukupni izdaci po glavi stanovnika potrošeni na kulturno naslijeđe, javno i privatno u Bosni i Hercegovini je veća za 12,0%.

SDG subgoal 11.4 Strengthen efforts to protect and preserve the world's cultural and natural heritage

SDG 11.4.1 *Total expenditure per capita spent on the conservation and protection of all cultural and natural heritage, by type of financing (public, private), by type of heritage (cultural, natural), and level of governance (national, regional, and local)*

Series: *sve*

Total per capita expenditure spent on cultural heritage, public and private in Bosnia and Herzegovina for 2022 amounted to 58.6 KM per capita.

By comparing data from 2019 with the latest available data from 2022, the total expenditure per capita spent on cultural heritage, public and private in Bosnia and Herzegovina is higher by 12.0%.

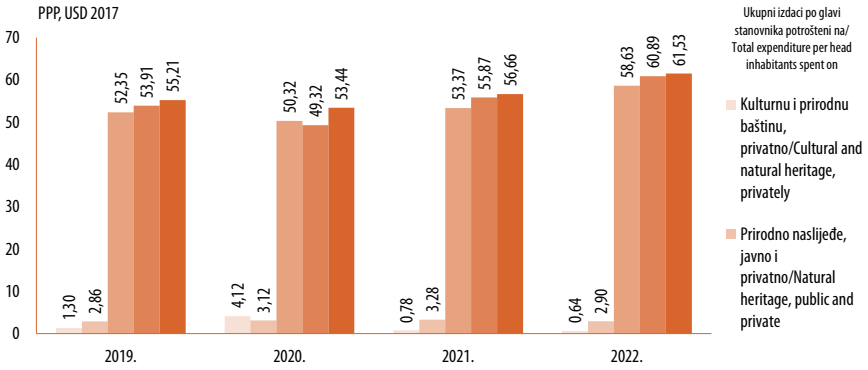

Izvor: UNESCO Institut za statistiku
Source: UNESCO Institute for Statistics

12

ODGOVORNA POTROŠNJA I PROIZVODNJA

RESPONSIBLE CONSUMPTION AND PRODUCTION

SDG podcilj 12.2 Do 2030. godine postići održivo upravljanje i efikasno korištenje prirodnih resursa.

SDG 12.2.2 Domaća potrošnja materijala, domaća potrošnja materijala po stanovniku i domaća potrošnja materijala po BDP-u
Serija: Potrošnja domaćih materijala, ukupno u 000 tona.
Ekonomija Bosne i Hercegovine je u 2022. godini utrošila 38,7miliona tona prirodnih resursa, što je za 6,8% više u odnosu na baznu 2015.

SDG subgoal 12.2 Achieve sustainable management and efficient use of natural resources by 2030

SDG 12.2.2 *Domestic material consumption, domestic material consumption per capita and domestic material consumption per GDP*
Series: *Consumption of domestic materials, total in 000 tonnes*
The economy of Bosnia and Herzegovina, referent 2022, consumed 38.7 million tons of natural resources, which is 6.8% more compared to the base year 2015.

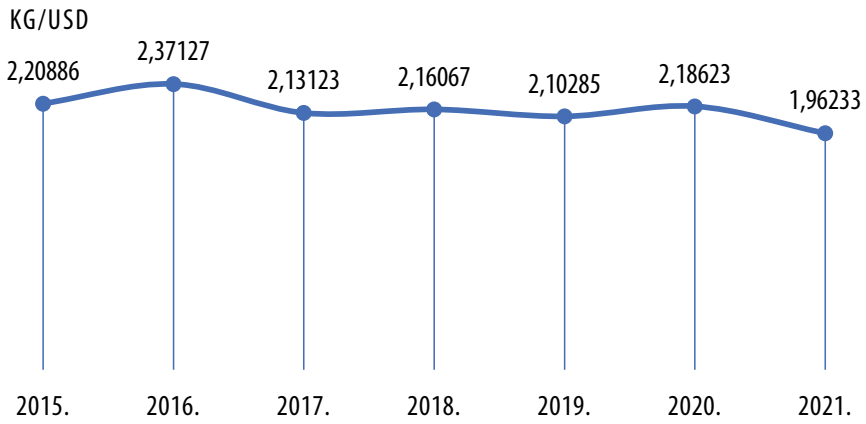

Izvor: Eurostat
Source: Eurostat

SDG podcilj 12.4 Do kraja 2030. postići ekološki ispravno upravljanje hemikalijama i svim vrstama otpada tokom čitavog njihovog upotrebnog ciklusa, u skladu sa dogovorenim međunarodnim okvirima, i značajno smanjiti njihovo ispuštanje u vazduh, vodu i zemljište kako bi se što više umanjili njihovi negativni uticaji na zdravlje ljudi i okoliš.

SDG subgoal 12.4 By the end of 2030, achieve environmentally sound management of chemicals and all types of waste throughout their entire life cycle, in accordance with agreed international frameworks, and significantly reduce their releases to air, water and land in order to minimize their negative impacts on human health and the environment

SDG 12.4.2 (a) Količina proizvedenog opasnog otpada po glavi stanovnika; i (b) udio tretiranog opasnog otpada prema vrsti tretmana

Serija: Generisani elektronski otpad, po stanovniku

Godišnja količina e-otpada po glavi stanovnika je u porastu i u 2022. godini je veća za 5,8,% u odnosu na 2021.

SDG 12.4.2 (a) *Hazardous waste generated per capita; and (b) proportion of hazardous waste treated, by type of treatment)*

Series: *Electronic waste generated, per inhabitant*

The average annual amount of e-waste per capita is constantly growing, in 2022 it is higher by 5.8% compared to 2021

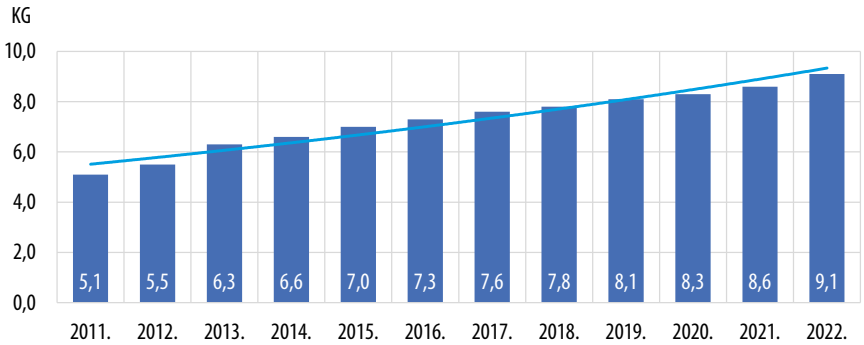

Izvor: Agencija za statistiku Bosne i Hercegovine
Source: Agency for Statistics of Bosnia and Herzegovina

13

OČUVANJE KLIME
CLIMATE ACTION

SDG podcilj 13.3 Poboljšati obrazovanje, podizati svijest i ljudske i institucionalne kapacitete za ublažavanje klimatskih promjena, prilagođavanje, smanjenje njihovog uticaja i rano upozoravanje.

SDG subgoal 13.3 Improve education, raise awareness, and build human and institutional capacity for climate change mitigation, adaptation, impact reduction, and early warning

SDG 13.3.1 Mjera u kojoj su obrazovanje za (i) globalno građansko obrazovanje i (ii) održivi razvoj integrisani u (a) nacionalne obrazovne politike; (b) nastavne planove i programe; (c) obrazovanje nastavnika; i (d) ocjenjivanje studenata

Indikator 13.3.1 mjeri u kojem stepenu zemlje integrišu globalno građansko obrazovanje (GCED) i obrazovanje za održivi razvoj (ESD). Ovo je indikator karakteristika različitih aspekata obrazovnih sistema: obrazovne politike, nastavni planovi i programi, obuka nastavnika i ocjenjivanje učenika prema izvještajima državnih službenika, idealno nakon konsultacija sa drugim vladinim ministarstvima, nacionalnim institutima za ljudska prava, obrazovnim sektorom i organizacijama civilnog društva. On mjeri ono što vlade namjeravaju, a ne ono što se primjenjuje u praksi u školama i učionicama.

Serija: Stepen do kojeg su globalno građansko obrazovanje i obrazovanje za održivi razvoj razvoju integrisani u nacionalne obrazovne politike. Jedinica mjere: Indeks (između 0.000 i 1.0)

Indeks Bosne i Hercegovine za 2020. godinu, u primjeni globalnog građanskog obrazovanja i obrazovanja za održivi razvoj koji su integrisani u nacionalne obrazovne politike, na skali od 0.000 do 1.0 iznosio je 0.583.

SDG 13.3.1 *Extent to which (i) global citizenship education and (ii) education for sustainable development are mainstreamed in (a) national education policies; (b) curricula; (c) teacher education; and (d) student assessment*

Indicator 13.3.1 measures the extent to which countries mainstream Global Citizenship Education (GCED) and Education for Sustainable Development (ESD) in their education systems. This is an indicator of characteristics of different aspects of education systems: education policies, curricula, teacher training and student assessment as reported by government officials, ideally following consultation with other government ministries, national human rights institutes, the education sector and civil society organizations. It measures what governments intend and not what is implemented in practice in schools and classrooms.

Series: *The extent to which global citizenship education and sustainable development education are integrated into national education policies. Unit of measure: Index (between 0.000 and 1.0*

The index of Bosnia and Herzegovina for 2020, in the application of global citizenship education and education for sustainable development integrated into national education policies, on a scale from 0.000 to 1.0 was 0.583

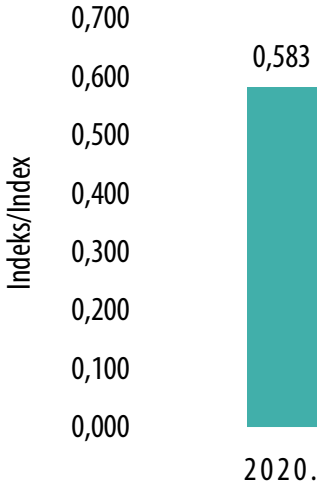

Izvor: Državni izvještaji o implementaciji Preporuke UNESCO-a iz 1974. o obrazovanju za međunarodno razumijevanje, saradnju i mir i obrazovanju u vezi sa ljudskim pravima i osnovnim slobodama.
Source: Country reports on the implementation of the UNESCO 1974 Recommendation concerning Education for International Understanding, Co-operation and Peace and Education relating to Human Rights and Fundamental Freedoms

14

OČUVANJE VODENOG SVIJETA
LIFE BELOW WATER

SDG podcilj 14.1 Do 2025. spriječiti i značajno smanjiti sve oblike zagađenja mora, posebno aktivnosti na kopnu, uključujući morski otpad i zagađenje nutrijentima.

SDG subgoal 14.1 By 2025, prevent and significantly reduce all forms of marine pollution, especially land-based activities, including marine litter and nutrient pollution

SDG 14.1.1. (a) Indeks obalne eutrofikacije; i (b) gustoća plastičnog otpada
Serija: Hlorofil-anomalija, daljinsko ispitivanje (%)

SDG 14.1.1 *(a) Coastal eutrophication index; and (b) density of plastic waste*

Series: *Chlorophyll anomaly, remote sensing (%)*

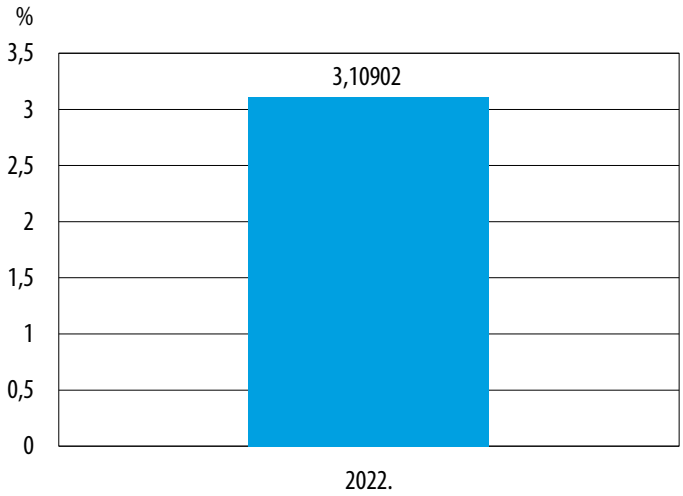

Izvor: Soba za svjetsku ekološku situaciju, plastično zagađenje (MLW, MDMAP, ICC)
Source: World Environment Situation Room, Plastic Pollution (MLW, MDMAP, ICC)

SDG podcilj 14.b Omogućiti pristup morskim resursima i tržištima za male zanatske ribare.

SDG 14.b.1 Napredak zemalja prema stepenu primjene pravnog/regulatornog/političkog/institucionalnog okvira koji priznaje i štiti prava pristupa malom ribolovu.
Opseg 1: Vrlo niska implementacija instrumenata za pristup resursima i tržištima za malo ribarstvo

SDG subgoal 14.b Provide access to marine resources and markets for small-scale artisanal fishermen

SDG 14.b.1 *Progress of countries towards the degree of implementation of a legal/regulatory/policy/institutional framework that recognizes and protects access rights to small-scale fisheries.*
Band 1: Very low implementation of instruments for access to resources and markets for small-scale fisheries

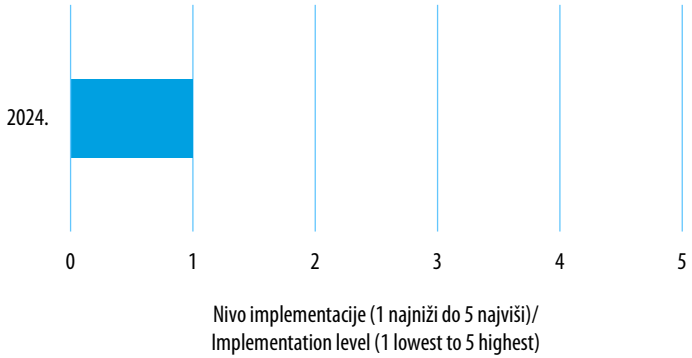

Izvor: Upitnik o implementaciji Kodeksa ponašanja za odgovorno ribarstvo - Samoizvještavanje države
Source: Questionnaire on the implementation of the Code of Conduct for Responsible Fisheries - Country self - reporting

15

OČUVANJE ŽIVOTA NA ZEMLJI
LIFE ON LAND

SDG podcilj 15.4 Do kraja 2030. osigurati očuvanje planinskih ekosistema, uključujući njihov biodiverzitet, kako bi se njihovi kapaciteti unaprijedili tako da pružaju korist koja ima suštinski značaj za održivi razvoj.

SDG subgoal 15.4 By the end of 2030, ensure the conservation of mountain ecosystems, including their biodiversity, in order to enhance their capacities to provide benefits that are essential for sustainable development

SDG 15.4.1 Udio važnih lokacija planinskog biodiverziteta pokrivenih zaštićenim područjima
U Bosni i Hercegovini prosječan udio ključnih planinskih biodiverziteta pokrivenih zaštićenim područjima je nepromijenjen i iznosi 27,28%.

SDG 15.4.1 *Coverage by protected areas of important sites for mountain biodiversity*

In Bosnia and Herzegovina, the average share of key mountain biodiversity covered by protected areas is unchanged at 27.28%.

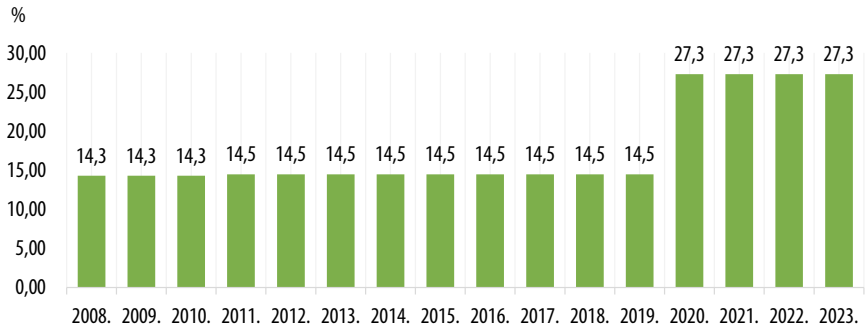

Izvor: BirdLife International, IUCN i UNEP - WCMC (2021.)
Source: BirdLife International, IUCN and UNEP - WCMC (2021)

SDG podcilj 15.5 Poduzeti hitne i značajne mjere za smanjenje degradacije prirodnih staništa, zaustaviti gubitak biodiverziteta i do 2020. godine zaštititi i spriječiti izumiranje ugroženih vrsta.

SDG subgoal 15.5 Take urgent and significant measures to reduce the degradation of natural habitats, halt the loss of biodiversity and, by 2020, protect and prevent the extinction of endangered species

SDG 15.5.1. Indeks crvene liste
Indeks Crvene liste mjeri promjenu ukupnog rizika od izumiranja među grupama vrsta. Zasnovan je na stvarnim promjenama u broju vrsta u svakoj kategoriji rizika od izumiranja na IUCN Crvenoj listi ugroženih vrsta izražena je kao promjena u indeksu u rasponu od 0 do 1.

SDG 15.5.1 *Red List Index*
The Red List Index measures change in aggregate extinction risk across groups of species. It is based on genuine changes in the number of species in each category of extinction risk on The IUCN Red List of Threatened Species is expressed as change in an index ranging from 0 to 1.

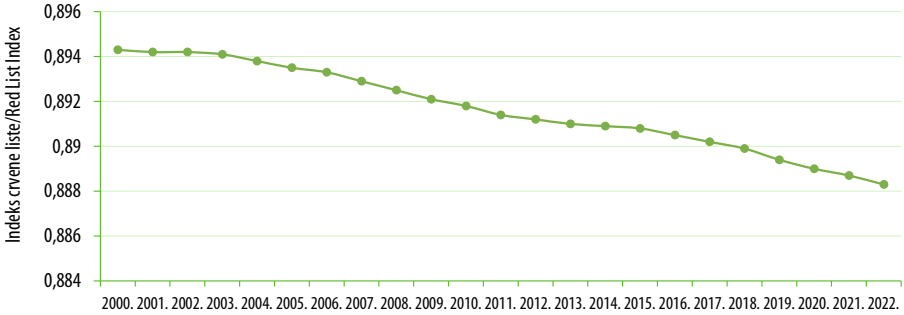

Izvor: BirdLife International i IUCN (2024.)
Source: BirdLife International and IUCN (2024)

SDG podcilj 15.8 Do 2020. godine uvesti mjere za sprečavanje unošenja i značajno smanjenje uticaja invazivnih stranih vrsta na kopnene i vodene ekosisteme, te mjere za kontrolu i iskorjenjivanje prioritetnih vrsta.

SDG subgoal 15.8 By 2020, introduce measures to prevent the introduction and significantly reduce the impact of invasive alien species on terrestrial and aquatic ecosystems, as well as measures to control and eradicate priority species

SDG 15.8.1 Udio zemalja koje usvajaju relevantno nacionalno zakonodavstvo i izdvajaju adekvatna sredstva za prevenciju ili kontrolu invazivnih stranih vrsta
Serija: Zakoni, propisi, akti koji se odnose na sprečavanje uvođenja i upravljanja invazivnim stranim vrstama (1 = DA, 0 = NE)

SDG 15.8.1 *Share of countries adopting relevant national legislation and allocating adequate resources for the prevention or control of invasive alien species*
Series: *Laws, regulations, acts related to the prevention of the introduction and management of invasive alien species (1 = YES, 0 = NO)*

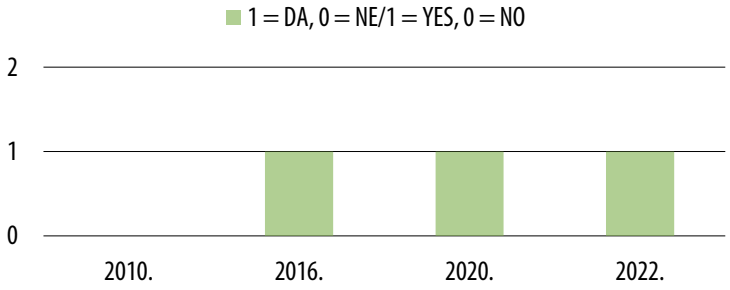

Izvor: Podaci prikupljeni iz najnovije verzije NBSAP-a, Podaci prikupljeni pretraživanjem literature (primarni izvori ECOLEX, FAOLEX) i konsultacijama sa stručnjacima iz zemlje
Source: Data gathered from the latest version of NBSAP, Data gathered through a literature search (primary sources ECOLEX, FAOLEX) and consultation with country experts

16

MIR, PRAVDA I SNAŽNE INSTITUCIJE
PEACE AND JUSTICE STRONG INSTITUTIONS

SDG podcilj 16.8 Proširiti i ojačati učešće zemalja u razvoju u institucijama globalnog upravljanja.

SDG subgoal 16.8 Expand and strengthen the participation of developing countries in global governance institutions

SDG 16.8.1 Udio članova i glasačkih prava zemalja u razvoju u međunarodnim organizacijama
Serija: Udio prava glasa zemalja u razvoju u međunarodnim organizacijama, prema organizaciji (Generalna skupština UN-a)
Indikator je zasnovan na principu suverene jednakosti svih država članica, a s ciljem mjerenja stepena u kojem države uživaju jednaku zastupljenost u međunarodnim organizacijama.

SDG 16.8.1 *Share of membership and voting rights of developing countries in international organizations*
Series: Share of voting rights of developing countries in international organizations, by organization (UN General Assembly)
The indicator is based on the principle of sovereign equality of all member states, with the aim to measure the degree to which States enjoy equal representation in international organizations.

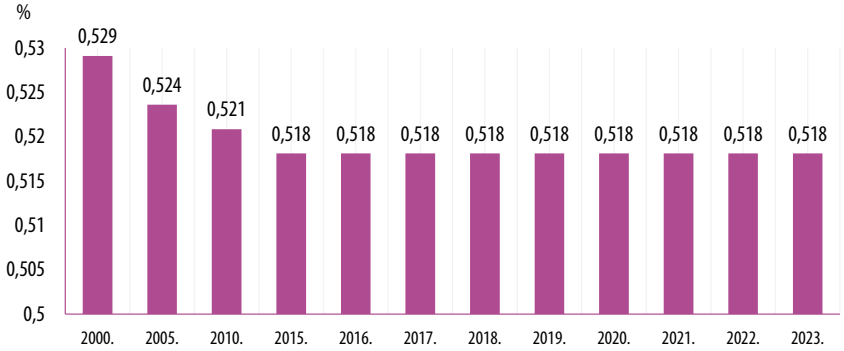

Izvor: Diskusija i analiza Međunarodne banke za obnovu i razvoj i finansijski izvještaji 30. juna 2023.
Source: International Bank for Reconstruction and Development Management s Discussion & Analysis and Financial Statements June 30, 2023

SDG podcilj 16.a Ojačati relevantne nacionalne institucije, između ostaloga i kroz međunarodnu saradnju, za izgradnju kapaciteta na svim nivoima, posebno u zemljama u razvoju, za sprečavanje nasilja i borbe protiv terorizma i kriminala.

SDG subgoal 16.a Strengthen relevant national institutions, including through international cooperation, to build capacity at all levels, particularly in developing countries, to prevent violence and combat terrorism and crime

SDG 16.a.1 Postojanje nezavisnih nacionalnih institucija za ljudska prava u skladu sa Pariškim principima.

SDG 16.a.1 *The existence of independent national human rights institutions in accordance with the Paris Principles.*

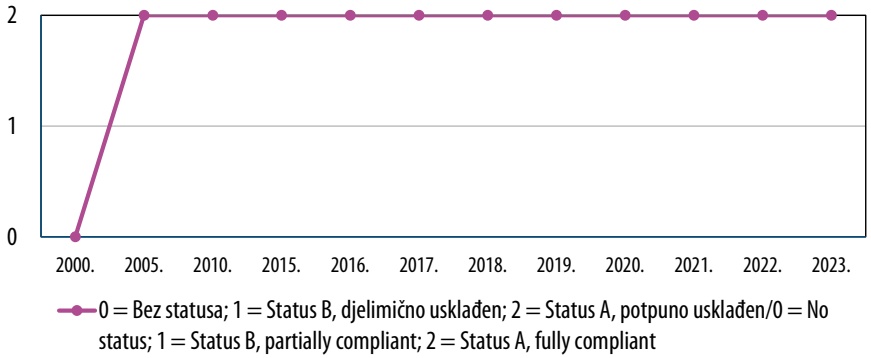

Izvor: Ured visokog komesara Ujedinjenih naroda za ljudska prava (OHCHR) u saradnji sa Globalnom alijansom nacionalnih institucija za ljudska prava (GANHRI)
Source: The Office of the United Nations High Commissioner for Human Rights (OHCHR) in collaboration with Global Alliance of National Human Rights Institutions (GANHRI)

17

PARTNERSTVOM DO CILJEVA
PARTNERSHIPS TO ACHIEVE THE GOAL

SDG podcilj 17.1 Pojačati mobilizaciju domaćih resursa, između ostalog i preko međunarodne podrške za zemlje u razvoju, kako bi se unaprijedili domaći kapaciteti za prikupljanje poreza i ostalih prihoda.

SDG 17.1.2 Udio domaćeg budžeta koji se finansira prihodima od domaćih poreza

Precizna definicija indikatora je udio domaćih budžetskih rashoda centralne vlade koji se finansiraju porezima. Prihode (i rashode) budžetske centralne vlade obično reguliše i kontroliše ministarstvo finansija, ili njegov funkcionalni ekvivalent, pomoću budžeta koji odobrava zakonodavno tijelo. Prema podacima Međunarodnog monetarnog fonda – MMF-a, udio budžeta centralne vlade koji se finansira porezima za 2022. godinu iznosio je 54,6%.

SDG subgoal 17.1 Strengthen domestic resource mobilization, including through international support for developing countries, to improve domestic capacity to collect taxes and other revenues

SDG 17.1.2 *Share of domestic budget financed by domestic tax revenues*

The precise definition of the indicator is the Proportion of domestic budgetary central government expenditure funded by taxes. The budgetary central government's revenue (and expense) is normally regulated and controlled by a ministry of finance, or its functional equivalent, by means of a budget approved by the legislature. According to data from the International Monetary Fund - IMF, the proportion central government's budget financed by taxes for 2022 was 54.6%.

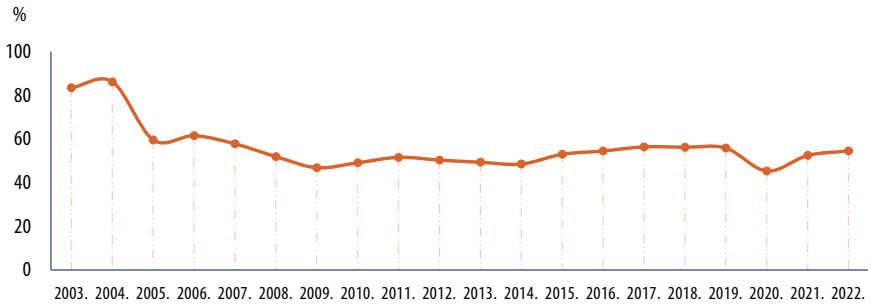

Izvor: Međunarodni monetarni fond - MMF
Source: International Monetary Fund - IMF

SDG podcilj 17.3 Mobilisati dodatna finansijska sredstva za zemlje u razvoju iz više izvora.

SDG 17.3.1 Dodatna finansijska sredstva mobilizirana za zemlje u razvoju iz više izvora
Serija: Prilivi direktnih stranih ulaganja (SDI) (milioni američkih dolara)
Priliv direktnih stranih ulaganja u 2022. godini iznosio je oko 775 miliona dolara, što je povećanje za 13,5% u odnosu na 2021.

SDG subgoal 17.3 Mobilize additional financial resources for developing countries from multiple sources

SDG 17.3.1 *Additional financial resources mobilized for developing countries from multiple sources*
Series: *Foreign direct investment (FDI) inflows (millions of United States dollars)*
Foreign direct investment inflows 2022 were around 775 million USA dollars, an increase of 13.5% compared to 2021.

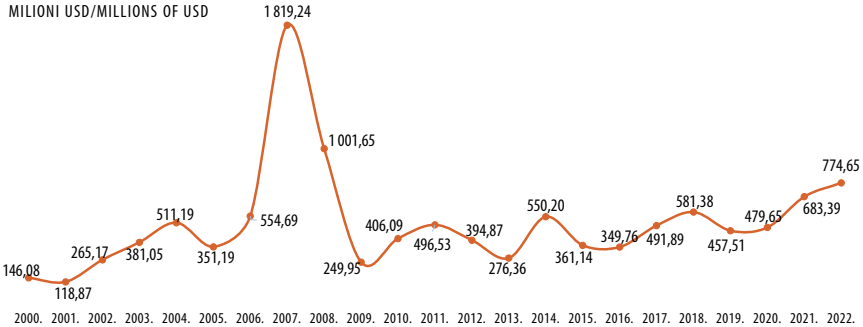

Izvor: UNCTAD, FDI/MNE baza podataka, TOSSD baza podataka
Source: UNCTAD, FDI/MNE database, TOSSD database