



Users are kindly requested to mention the data source

YEAR XI

SARAJEVO, 06.11.2018.

NUMBER 08

TOURISM STATISTICS

Cumulative data, January –September 2018

In the period from January – September 2018 tourists realised 1,153,704 tourists arrivals which represent the increase by 12.4% and 2,435,340 overnight stays which is increase by 14.0% as compared to the same period of 2017.

The number of domestic tourist nights increased by 16.5% and number of foreign tourist nights increased by 13.0% as compared to the same period of 2017. Domestic tourist's share of total number of overnight stays was 27.8% and foreign tourists share was 72.2%.

Concerning the structure of foreign tourist nights, most of them (54.9%) were realised by tourists from Croatia (10.6%), Serbia (7.9%), Turkey (6.6%), United Arab Emirates (5.6%), Slovenia (5.4%), Poland (5.1%), Italy (4.9%), Germany 4.6%) and Saudi Arabia (4.2%) . Tourists from other countries realised 45.1% of tourist nights.

Regarding the average detention of foreign tourist stays, on the first place comes Malta with average stay of 5.5 nights, Ireland by 3.7 nights, Kuwait by 3.6 nights , Qatar with 3.3 nights, United Arab Emirates with 3.1 nights and France with 3.0 nights.

According to the type of accommodation facility the highest number of nights was recorded in Hotels and similar accommodation with share of 91.0%.

Tourists nights, January - September 2017. and 2018.

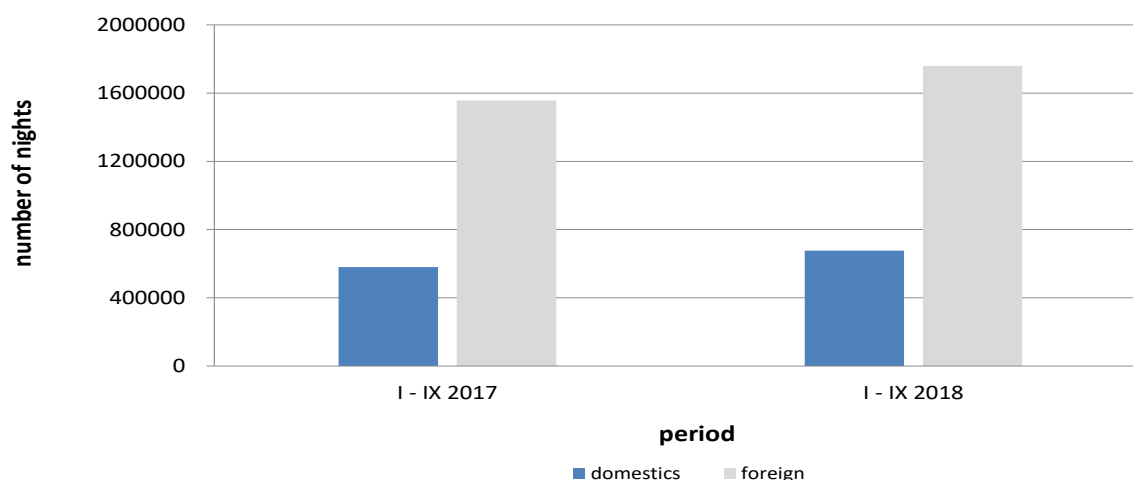
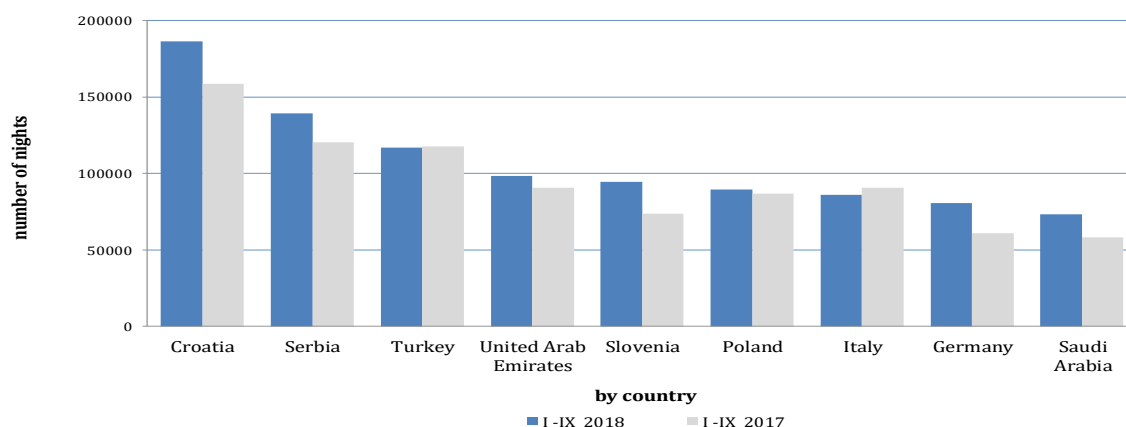


Table1 : Tourist arrivals and nights

	ARRIVALS			NIGHTS			I - IX 2018	
	I - IX 2017 *	I - IX 2018	Indices <u>I-IX 2018</u> I-IX 2017	I - IX 2017 *	I - IX 2018	Indices <u>I-IX 2018</u> I-IX 2017	Structure of nights %	Average number of nights by arrivals
TOTAL	1,026,111	1,153,704	112.4	2,136,769	2,435,340	114.0	100.0	2,1
Domestic tourist	282,505	306,022	108.3	580,217	675,992	116.5	27,8	2,2
Foreign tourist	743,606	847,682	14.0	1,556,552	1,759,348	113.0	72.2	2,1

*) final data

Foreign tourist nights by country of residence January - September 2017. and 2018.

Table 2 : Foreign tourist arrivals and nights by country of residence

	ARRIVALS			NIGHTS			I - IX 2018	
	I - IX 2017 *	I - IX 2018	Indices <u>I-IX 2018</u> I-IX 2017	I - IX 2017 *	I - IX 2018	Indices <u>I-VIII 2018</u> I-VIII 2017	Structure of nights %	Average number of nights by arrivals
TOTAL	743,606	847,682	114.0	1,556,552	1,759,348	113.0	100.0	2,1
Albania	2,858	3,083	107.9	6,792	5,373	79.1	0.3	1,7
Austria	18,983	21,104	111.2	36,046	40,999	113.7	2,3	1,9
Belgium	5,186	5,825	112.3	11,234	13,961	124.3	0.8	2,4
Bulgaria	7,371	5,672	77.0	11,772	10,147	86.2	0.6	1,8
Montenegro	10,703	12,887	120.4	24,744	28,370	114.7	1,6	2,2
Czech Republic	4,804	5,173	107.7	8,640	10,344	119.7	0.6	2.0
Denmark	3,442	4,899	142.3	9,000	12,745	141.6	0.7	2,6
Estonia	423	507	119.9	967	1,237	127.9	0.1	2,4
Finland	1,558	1,897	121.8	3,133	3,665	117.0	0.2	1,9
France	14,079	18,116	128.7	45,535	54,973	120.7	3,1	3.0
Greece	4,254	5,625	132.2	8,993	11,556	128.5	0.7	2,1
Netherlands	10,721	13,797	128.7	26,963	35,649	132.2	2.0	2,6
Croatia	69,700	82,276	118.0	158,505	186,500	117.7	10,6	2,3
Ireland	3,105	4,687	151.0	10,920	17,352	158.9	1.0	3,7
Iceland	140	251	179.3	271	655	241.7	0.0	2,6

(continued on next page)

(continued)

	ARRIVALS			NIGHTS			I - IX 2018	
	I - IX 2017*	I - IX 2018	Indices $\frac{I-IX\ 2018}{I-IX\ 2017}$	I - IX 2017*	I - IX 2018	Indices $\frac{I-IX\ 2018}{I-IX\ 2017}$	Structure of nights %	Average number of nights by arrivals
Italy	36,559	36,964	101.1	90,783	86,181	94.9	4,9	2,3
Cyprus	488	828	169.7	695	1,422	204.6	0.1	1,7
Latvia	663	634	95.6	1,354	1,349	99.6	0.1	2,1
Lithuania	984	1,126	114.4	1,372	1,565	114.1	0.1	1,4
Luxembourg	419	547	130.5	994	1,207	121.4	0.1	2,2
Hungary	9,522	12,747	133.9	19,974	22,992	115.1	1,3	1,8
FYR of Macedonia	6,164	6,835	110.9	12,164	14,473	119.0	0.8	2,1
Malta	500	520	104.0	3,041	2,856	93.9	0.2	5,5
Norway	4,321	4,088	94.6	9,735	9,261	95.1	0.5	2,3
Germany	27,883	38,052	136.5	60,997	80,66	132.2	4,6	2,1
Poland	37,222	37,372	100.4	86,975	89,551	103.0	5,1	2,4
Portugal	1,729	2,796	161.7	3,031	4,745	156.5	0.3	1,7
Romania	3,682	5,615	152.5	11,328	13,626	120.3	0.8	2,4
Russian Federation	4,329	4,588	106.0	8,955	9,591	107.1	0.5	2,1
Slovakia	2,798	3,603	128.8	5,340	6,862	128.5	0.4	1,9
Slovenia	40,089	49,383	123.2	73,535	94,572	128.6	5,4	1,9
Serbia	58,597	67,601	115.4	120,528	139,268	115.5	7,9	2,1
Spain	9,228	12,294	133.2	18,571	21,347	114.9	1,2	1,7
Switzerland (including Liechtenstein)	8,242	8,866	107.6	16,973	18,156	107.0	1.0	2.0
Sweden	10,146	10,401	102.5	22,960	24,027	104.6	1.4	2,3
Turkey	77,570	77,655	100.1	117,690	116,846	99.3	6,6	1,5
United Kingdom	10,711	11,712	109.3	24,677	26,569	107.7	1,5	2,3
Ukraine	1,506	1,446	96.0	2,838	3,135	110.5	0.2	2,2
Other European countries	2,116	2,978	140.7	4,526	6,815	150.6	0.4	2,3
Egypt	1,010	637	63.1	2,211	1,835	83.0	0.1	2,9
South Africa	375	651	173.6	794	1,374	173.0	0.1	2,1
Other African countries	1,281	1,620	126.5	3,563	5,495	154.2	0.3	3,4
Canada	5,258	5,798	110.3	10,460	10,934	104.5	0.6	1,9
USA	21,374	23,078	108.0	46,975	49,529	105.4	2,8	2,1
Other Northern American countries	640	733	114.5	1,139	1,494	131.2	0.1	2,0
Brazil	2,998	3,192	106.5	5,306	5,660	106.7	0.3	1,8
Other Southern and Central American countries	4,751	5,603	117.9	9,751	10,463	107.3	0.6	1,9
Bahrain ¹⁾	7,534	6,548	86.9	21,614	18,340	84.9	1.0	2,8
India	1,417	1,894	133.7	3,150	4,283	136.0	0.2	2,3
Iran	290	692	238.6	918	1,627	177.2	0.1	2,4
Israel	7,163	7,418	103.6	15,008	19,646	130.9	1.1	2,6
Japan	4,965	5,764	116.1	6,696	7,907	118.1	0.4	1,4
Republic of Korea	42,608	37,174	87.2	46,431	41,910	90.3	2,4	1,1
Qatar ¹⁾	2,088	3,419	163.7	7,011	11,316	161.4	0.6	3,3
China	22,984	40,861	177.8	27,283	46,924	172.0	2,7	1,1
Kuwait	9,447	7,457	78.9	35,160	26,985	76.7	0.9	3,6
Malaysia 2)	77,100	11,330	147.0	10,382	14,983	144.3	0.9	1,3
Oman 2)	12,150	10,199	83.9	29,952	25,355	84.7	1,4	2,5
Saudi Arabia	23,220	29,093	125.3	58,191	73,145	125.7	4,2	2,5
United Arab Emirates ¹⁾	30,405	31,548	103.8	90,768	98,403	108.4	5,6	3,1
Other Asian countries	12,225	18,434	150.8	24,381	32,354	132.7	1,8	1,8
Australia	7,651	8,132	106.3	14,417	15,656	108.6	0.9	1,9
New Zealand	931	1,175	126.2	1,707	1,922	112.6	0.1	1,6
Other countries of Oceania	336	782	232.7	733	1,206	164.5	0.1	1,5

¹⁾ Since 2016, Bahrain, Qatar and United Arab Emirates have been detached from other Asian countries and are now observed separately.

²⁾ Since 2017, Malaysia and Oman have been detached from other Asian countries and are now observed separately

^{*)} final data

**Structure of tourists nights according to the classification of activity 1) January - September
2017. and 2018.**

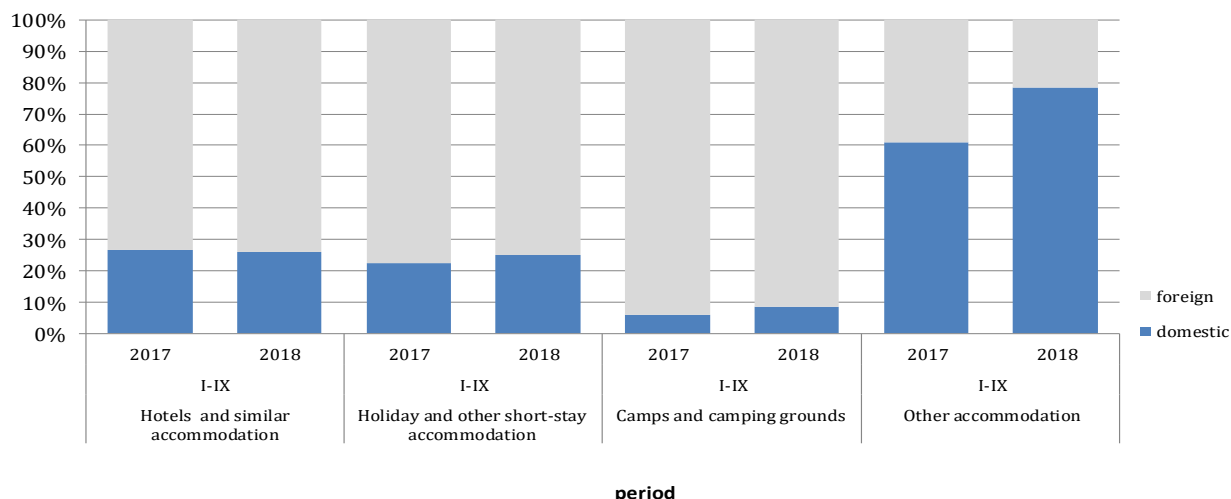


Table 3 : Tourist arrivals and nights according to the classification of activities ¹⁾

	ARRIVALS			NIGHTS			I - IX 2018
	I - IX 2017 *	I - IX 2018	Indices $\frac{I-IX\ 2018}{I-IX\ 2017}$	I - IX 2017 *	I - IX 2018	Indices $\frac{I-IX\ 2018}{I-IX\ 2017}$	Structure of nights %
TOTAL	1,026,111	1,153,704	112.4	2,136,769	2,435,340	114.0	100.0
Hotels and similar accommodation	960,084	1,073,828	111.8	1,969,311	2,215,792	112.5	91.0
Holiday and other short-stay accommodation	37,252	46,147	123.9	83,103	101,164	121.7	4.2
Camps and camping grounds	12,057	13,835	114.7	21,164	23,592	111.5	1.0
Other accommodation	16,718	19,894	119.0	63,191	94,792	150.0	3.9
Domestic tourists	282,505	306,022	108.3	580,217	675,992	116.5	27.8
Hotels and similar accommodation	262,295	276,832	105.5	521,800	574,188	110.0	23.6
Holiday and other short-stay accommodation	10,917	13,727	125.7	18,760	25,385	135.3	1.0
Camps and camping grounds	954	1,529	160.3	1,244	2,022	162.5	0.1
Other accommodation	8,339	13,934	167.1	38,413	74,397	193.7	3.1
Foreign tourist	743,606	847,682	114.0	1,556,552	1,759,348	113.0	72.2
Hotels and similar accommodation	697,789	796,996	114.2	1,447,511	1,641,604	113.4	67.4
Holiday and other short-stay accommodation	26,335	32,420	123.1	64,343	75,779	117.8	3.1
Camps and camping grounds	11,103	12,306	110.8	19,920	21,570	108.3	0.9
Other accommodation	8,379	5,960	71.1	24,778	20,395	82.3	0.8

¹⁾ The Classification of Economic Activities of BiH 2010

*) final data

NOTES ON METHODOLOGY

The purpose of the statistical survey

The purpose of the statistical survey is to monitor the tourist activity realised in commercial accommodation establishments and to provide internationally comparable BiH's statistics of tourism in accordance with current EU standards for the tourism statistics.

Observation units

Observation units are all business entities /legal units which are, by the main activity, registered in accommodation activity (division 55 - KD BiH 2010), persons as well as households that rent accommodation establishments to tourists. For the purpose of the survey, Classification of Activities in Bosnia and Herzegovina - KD BiH 2010 was used, and it is fully compliant with the European Classification of Economic Activities - NACE Rev. 2.

Coverage

Reporting units are all business entities (enterprises, entrepreneurs, institutions, associations etc.) and parts thereof engaged in providing accommodation services in tourism registered according to the CA BiH 2010 under section : 55.1 (hotels and similar accommodation), 55.2 (holiday and other short - stay accommodation), 55.3 (camps and camping grounds), 55.9 (other accommodation), health institutions for their facilities in which persons stay for medical rehabilitation (costs are on persons themselves), business entities and parts thereof engaged in tourist stay in rural households, houses, camps, apartments and rooms directly rented by private persons/households. Survey covers the entire territory of Bosnia and Herzegovina.

Source and methods of data collection

Data on turnover of tourists (number of tourist arrivals and tourist nights) are collected from regular monthly report (TU-11 form). Reports are usually made on the basis of reception records in guest books, entities and their parts engaged in organising and arranging of tourists.

Definitions

Tourism means the activity of visitors taking a trip to a main destination outside their usual environment for less than a year, for leisure, business or other personal purpose other than to be employed by a resident entity in the place visited.

Tourist is every person who, outside his place of permanent residence, spends one night in a hotel or some other accommodation facility for reasons of rest, recreation, health, study, sport, religion, family, business, public tasks or meeting.

Residence is a place where a person came with the intention of permanent stay. Tourist is registered in every place or establishment where he stays and, therefore, in case he/she changes the place or establishment, he/she must register again, which results in data ambiguity. Consequently, the statistics register the number of tourist arrivals and not the number of tourists.

Domestic tourist is a person with permanent residence in the BiH who spends at least one night in a hotel or some other accommodation establishment outside their place or residence.

Foreign tourist is every person with permanent residence outside in BiH who temporarily resides in BiH and who spends at least one night in a hotel or some other accommodation establishment.

Symbols

- no occurrence

0,0 value not zero but less than 0,05 unit of measure use

Published and printed by the Agency for Statistics of the Bosnia and Herzegovina, 71000 Sarajevo, Zelenih beretki 26

Phone: +387 (33) 911 911 · Telefax: +387 (33) 220 622

E-mail : bhas@bhas.ba · Web site: <http://www.bhas.gov.ba>

Person responsible: Ph.D Velimir Jukić, director

Prepared by: Ms. Jasmina Omić

First Release data are also published on the Internet
