



SAOPĆENJE

FIRST RELEASE



Molimo korisnike da prilikom upotrebe podataka obavezno navedu izvor
Users are kindly requested to mention the data source

GODINA/ YEAR XVII

SARAJEVO, 06.12.2019.

BROJ/ NUMBER 3

BRUTO DOMAĆI PROIZVOD ZA BOSNU I HERCEGOVINU 2005-2018

Proizvodni pristup

GROSS DOMESTIC PRODUCT OF BOSNIA AND HERZEGOVINA 2005-2018

Production approach

Agencija za statistiku BiH (BHAS) u ovom saopćenju objavljuje seriju podataka o bruto domaćem proizvodu (BDP) za Bosnu i Hercegovinu po proizvodnom pristupu za period 2005-2018.

In this First Release, the Agency for Statistics of Bosnia and Herzegovina (BHAS) presents time series of data on gross domestic product (GDP) for Bosna and Herzegovina by production approach for the period from 2005 to 2018.

Procjene su raspoložive na nivou područja Klasifikacije ekonomskih aktivnosti KD BiH 2010 bazirane na EU NACE Rev.2.

Estimates are available at the section level of the Classification of Economic Activities KD BIH 2010 based on the EU NACE Rev. 2.

Podaci su prikazani u tekućim cijenama, stalnim cijenama prethodne godine te u stalnim cijenama referentne godine (2015=100).

The data are available at current prices, at constant prices of the previous year and at constant prices of the reference year (2015=100).

Obračunu BDP i drugih makroekonomskih agregata je urađen u skladu sa metodologijom Sistema nacionalnih računa SNA2008 i Evropskim sistemom nacionalnih računa ESA2010, međunarodnim standardima i preporukama.

For the calculation of the GDP and other macroeconomic aggregates are used the methodology adjusted to the System National Accounts (SNA2008) and the European System National Accounts (ESA2010).

1.1 BRUTO DOMAĆI PROIZVOD ZA BiH, 2005-2018**1.1 GROSS DOMESTIC PRODUCT FOR BIH, 2005-2018**

| | 2005 | 2006 | 2007 | 2008 | 2009 | 2010 | 2011 | 2012 | 2013 | 2014 | 2015 | 2016 | 2017 | 2018 ¹ |
|---|--------|--------|--------|--------|--------|--------|--------|--------|--------|--------|--------|--------|--------|-------------------|
| Bruto domaći proizvod, mil.KM/ Gross domestic product, mln KM | 17.650 | 20.057 | 22.548 | 25.519 | 24.799 | 25.365 | 26.231 | 26.223 | 26.779 | 27.359 | 28.589 | 29.904 | 31.376 | 33.408 |
| Bruto domaći proizvod po stanovniku, KM/ Gross domestic product per capita, KM | 4.983 | 5.663 | 6.366 | 7.205 | 7.003 | 7.165 | 7.414 | 7.418 | 7.584 | 7.759 | 8.127 | 8.517 | 8.954 | 9.556 |
| Bruto domaći proizvod, mil.EUR/ Gross domestic product, mln.EUR | 9.025 | 10.255 | 11.529 | 13.048 | 12.679 | 12.969 | 13.412 | 13.408 | 13.692 | 13.989 | 14.618 | 15.290 | 16.043 | 17.082 |
| Bruto domaći proizvod po stanovniku, EUR/ Gross domestic product per capita, EUR | 2.548 | 2.895 | 3.255 | 3.684 | 3.581 | 3.664 | 3.791 | 3.793 | 3.878 | 3.967 | 4.155 | 4.355 | 4.578 | 4.886 |
| Bruto domaći proizvod, mil.USD/ Gross domestic product, mln.USD | 11.221 | 12.865 | 15.773 | 19.093 | 17.628 | 17.174 | 18.655 | 17.222 | 18.173 | 18.566 | 16.220 | 16.914 | 18.079 | 20.156 |
| Bruto domaći proizvod po stanovniku, USD/ Gross domestic product per capita, USD | 3.168 | 3.632 | 4.453 | 5.390 | 4.978 | 4.851 | 5.273 | 4.872 | 5.147 | 5.265 | 4.611 | 4.818 | 5.160 | 5.765 |
| Stanovništvo, procjena sredinom godine, hilj.^{2/3} Population, mid year estimate, 000^{2/3} | 3.542 | 3.542 | 3.542 | 3.542 | 3.541 | 3.540 | 3.538 | 3.535 | 3.531 | 3.526 | 3.518 | 3.511 | 3.504 | 3.496 |
| Prosječan godišnji kurs KM / EUR^{3/4} / Annual average exchange rate KM / EUR^{3/4} | 1,956 | 1,956 | 1,956 | 1,956 | 1,956 | 1,956 | 1,956 | 1,956 | 1,956 | 1,956 | 1,956 | 1,956 | 1,956 | 1,956 |
| Prosječan godišnji kurs KM / USD^{3/4} / Annual average exchange rate KM / USD^{3/4} | 1,573 | 1,559 | 1,430 | 1,337 | 1,407 | 1,477 | 1,406 | 1,523 | 1,474 | 1,474 | 1,763 | 1,768 | 1,736 | 1,658 |

1.2 BRUTO DOMAĆI PROIZVOD ZA BiH I ENTITETE**1.2 GROSS DOMESTIC PRODUCT FOR BIH AND ENTITIES**

| | 2005 | 2006 | 2007 | 2008 | 2009 | 2010 | 2011 | 2012 | 2013 | 2014 | 2015 | 2016 | 2017 | 2018 ¹ |
|--|--------|--------|--------|--------|--------|--------|--------|--------|--------|--------|--------|--------|--------|-------------------|
| BDP za BiH, mil KM/ GDP for BiH, mln KM | 17.650 | 20.057 | 22.548 | 25.519 | 24.799 | 25.365 | 26.231 | 26.223 | 26.779 | 27.359 | 28.589 | 29.904 | 31.376 | 33.408 |
| BDP za Federaciju BiH⁴, mil KM/ GDP for FBiH⁴, mln KM | 11506 | 13037 | 14.629 | 16.426 | 15.987 | 16.461 | 16.927 | 17.013 | 17.379 | 17.827 | 18.688 | 19.540 | 20.540 | 21.946 |
| BDP za Republiku Srpsku⁵, mil KM/ GDP for RS⁵, mln KM | 5695 | 6550 | 7.366 | 8.507 | 8.257 | 8.336 | 8.703 | 8.615 | 8.793 | 8.887 | 9.205 | 9.631 | 10.077 | 10.682 |
| BDP za Brčko distrikt, mil KM/ GDP for Brcko District, mln KM | 448,8 | 470,5 | 553 | 586 | 555 | 568 | 601 | 595 | 607 | 644 | 696 | 734 | 760 | 781 |

1.3 UČEŠĆE ENTITETA U BDP BiH - u %**1.3 SHARE OF ENTITIES IN GDP OF BIH - in %**

| | 2005 | 2006 | 2007 | 2008 | 2009 | 2010 | 2011 | 2012 | 2013 | 2014 | 2015 | 2016 | 2017 | 2018 ¹ |
|--|--------|--------|--------|--------|--------|--------|--------|--------|--------|--------|--------|--------|--------|-------------------|
| BDP za BiH/ GDP for BiH | 100,00 | 100,00 | 100,00 | 100,00 | 100,00 | 100,00 | 100,00 | 100,00 | 100,00 | 100,00 | 100,00 | 100,00 | 100,00 | 100,00 |
| BDP za Federaciju BiH/ GDP for FBiH | 65,19 | 65,00 | 64,88 | 64,37 | 64,47 | 64,89 | 64,53 | 64,88 | 64,90 | 65,16 | 65,37 | 65,34 | 65,46 | 65,69 |
| BDP za Republiku Srpsku/ GDP for RS | 32,27 | 32,66 | 32,67 | 33,34 | 33,30 | 32,86 | 33,18 | 32,85 | 32,84 | 32,48 | 32,20 | 32,20 | 32,12 | 31,97 |
| BDP za Brčko distrikt/ GDP for Brcko District | 2,54 | 2,35 | 2,45 | 2,29 | 2,24 | 2,24 | 2,29 | 2,27 | 2,27 | 2,35 | 2,43 | 2,45 | 2,42 | 2,34 |

1) Prvi rezultati / First results

2) Izvor: Agencija za statistiku BiH / Source: Agency for statistics of BiH

3) Izvor: Bilten Centralne banke BiH / Source: Bulletin of Central bank of BH

4) Izvor: Federalni zavod za statistiku/ Source: Institute for Statistics of FBiH

5) Izvor: Republički zavod za statistiku/Source: Republika Srpska Institute of Statistics

2.1 BIH - BRUTO DODANA VRIJEDNOST PO DJELATNOSTIMA I BRUTO DOMAĆI PROIZVOD, TEKUĆE CIJENE
2.1 BIH - GROSS VALUE ADDED BY ACTIVITIES AND GROSS DOMESTIC PRODUCT, CURRENT PRICES

| | | | | | | | | | | | | | | 000 KM |
|--|-------------------|-------------------|-------------------|-------------------|-------------------|-------------------|-------------------|-------------------|-------------------|-------------------|-------------------|-------------------|-------------------|--------------------|
| Djelatnost/ Activities | 2005 | 2006 | 2007 | 2008 | 2009 | 2010 | 2011 | 2012 | 2013 | 2014 | 2015 | 2016 | 2017 | 2018 ¹⁾ |
| A Poljoprivreda, šumarstvo i ribolov/ <i>Agriculture, forestry and fishing</i> | 1.464.514 | 1.615.466 | 1.737.302 | 1.839.247 | 1.754.892 | 1.723.995 | 1.772.642 | 1.609.464 | 1.832.039 | 1.628.133 | 1.783.432 | 1.904.729 | 1.757.652 | 1.969.179 |
| B Vađenje ruda i kamena/ <i>Mining and quarrying</i> | 319.943 | 355.173 | 429.009 | 506.131 | 495.726 | 485.332 | 573.386 | 590.276 | 580.936 | 549.798 | 565.333 | 568.979 | 610.782 | 592.015 |
| C Prerađivačka industrija/ <i>Manufacturing</i> | 1.754.932 | 2.009.289 | 2.437.666 | 2.810.260 | 2.598.275 | 2.760.926 | 2.863.408 | 2.765.214 | 2.928.824 | 2.993.096 | 3.336.450 | 3.698.953 | 4.114.997 | 4.412.557 |
| D Proizvodnja i snabdijevanje električnom energijom, plinom, parom i klimatizacija/ <i>Electricity, gas, steam and air conditioning supply</i> | 724.335 | 779.436 | 720.116 | 974.792 | 1.013.438 | 1.060.306 | 1.024.486 | 971.271 | 1.130.402 | 1.095.090 | 1.109.369 | 1.171.212 | 1.169.776 | 1.463.806 |
| E Snabdijevanje vodom; uklanjanje otpadnih voda/ <i>Water supply; sewerage, waste management and remediation activities</i> | 202.281 | 206.234 | 230.689 | 248.421 | 252.954 | 273.642 | 283.917 | 299.102 | 292.005 | 303.396 | 307.261 | 310.998 | 346.953 | 360.264 |
| F Građevinarstvo/ <i>Construction</i> | 766.746 | 853.441 | 1.075.944 | 1.368.294 | 1.303.247 | 1.099.465 | 1.058.695 | 1.023.090 | 1.021.804 | 1.095.258 | 1.124.836 | 1.176.793 | 1.258.826 | 1.339.689 |
| G Trgovina na veliko i malo; popravak motornih vozila i motocikala/ <i>Wholesale and retail trade; repair of motor vehicles and motorcycles</i> | 2.103.718 | 2.420.320 | 2.769.591 | 3.364.576 | 3.189.570 | 3.314.270 | 3.419.902 | 3.510.510 | 3.561.022 | 3.681.554 | 3.826.588 | 4.038.762 | 4.370.156 | 4.681.685 |
| H Prijevoz i skladištenje/ <i>Transportation and storage</i> | 598.763 | 663.488 | 744.028 | 839.535 | 795.092 | 822.967 | 858.859 | 887.218 | 925.353 | 995.742 | 1.034.562 | 1.078.692 | 1.177.394 | 1.203.953 |
| I Djelatnosti pružanja smještaja te pripreme i usluživanja hrane/ <i>Accommodation and food service activities</i> | 424.592 | 454.450 | 493.369 | 521.990 | 512.400 | 543.249 | 544.740 | 553.614 | 551.900 | 543.717 | 568.316 | 585.863 | 658.173 | 684.406 |
| J Informacije i komunikacije/ <i>Information and communication</i> | 921.208 | 949.080 | 1.025.032 | 1.145.722 | 1.161.901 | 1.177.524 | 1.229.375 | 1.243.753 | 1.272.379 | 1.293.746 | 1.313.876 | 1.308.986 | 1.330.827 | 1.374.883 |
| K Finansijske djelatnosti i djelatnosti osiguranja/ <i>Financial and insurance activities</i> | 616.606 | 679.839 | 847.510 | 891.703 | 917.247 | 939.520 | 995.986 | 988.688 | 995.239 | 1.030.849 | 1.072.656 | 1.119.244 | 1.217.509 | 1.284.610 |
| L Poslovanje nekretninama/ <i>Real estate activities</i> | 1.223.307 | 1.216.678 | 1.217.122 | 1.241.262 | 1.303.022 | 1.319.586 | 1.322.667 | 1.353.117 | 1.396.931 | 1.411.190 | 1.435.717 | 1.472.409 | 1.604.182 | 1.668.347 |
| Od toga: imputirana renta/ <i>Of which: imputed rent</i> | 1.121.939 | 1.114.312 | 1.112.128 | 1.128.851 | 1.164.414 | 1.164.877 | 1.163.989 | 1.179.352 | 1.223.963 | 1.222.855 | 1.220.480 | 1.244.563 | 1.323.792 | 1.378.202 |
| M Stručne, naučne i tehničke djelatnosti/ <i>Professional, scientific and technical activities</i> | 468.585 | 497.704 | 573.471 | 638.368 | 660.365 | 686.706 | 731.111 | 752.614 | 698.193 | 708.080 | 795.666 | 863.077 | 863.010 | 916.314 |
| N Administrativne i pomoćne uslužne djelatnosti/ <i>Administrative and support service activities</i> | 108.510 | 125.210 | 148.343 | 175.308 | 160.896 | 168.449 | 169.164 | 179.927 | 191.329 | 221.155 | 237.226 | 250.978 | 271.624 | 299.704 |
| O Javna uprava i odbrana; obavezno socijalno osiguranje/ <i>Public administration and defence; compulsory social security</i> | 1.485.062 | 1.650.291 | 1.861.482 | 2.183.553 | 2.355.769 | 2.281.221 | 2.385.955 | 2.372.826 | 2.368.426 | 2.431.360 | 2.467.429 | 2.436.397 | 2.442.073 | 2.490.640 |
| P Obrazovanje/ <i>Education</i> | 696.100 | 795.256 | 914.231 | 1.125.063 | 1.172.917 | 1.190.132 | 1.260.903 | 1.272.264 | 1.260.130 | 1.302.124 | 1.316.196 | 1.320.645 | 1.328.210 | 1.384.147 |
| Q Djelatnosti zdravstvene i socijalne zaštite/ <i>Human health and social work activities</i> | 674.250 | 733.210 | 832.405 | 1.089.355 | 1.091.948 | 1.142.025 | 1.213.015 | 1.249.825 | 1.278.508 | 1.326.609 | 1.359.385 | 1.373.492 | 1.419.891 | 1.545.205 |
| R Umjetnost, zabava i rekreacija/ <i>Arts, entertainment and recreation</i> | 122.383 | 146.210 | 177.348 | 184.466 | 197.317 | 204.400 | 218.829 | 234.063 | 254.251 | 292.532 | 326.098 | 403.149 | 468.381 | 465.289 |
| S Ostale uslužne djelatnosti/ <i>Other service activities</i> | 215.427 | 231.738 | 258.515 | 303.503 | 296.604 | 305.475 | 308.084 | 313.688 | 308.548 | 321.624 | 331.752 | 344.206 | 350.562 | 369.549 |
| T Djelatnosti domaćinstava kao poslodavaca/ <i>Activities of households as employers</i> | - | - | - | - | - | - | - | - | - | - | - | - | - | - |
| U Djelatnosti vanteritorijalnih organizacija i organa/ <i>Activities of extraterritorial organisations and bodies</i> | - | - | - | - | - | - | - | - | - | - | - | - | - | - |
| Ukupno sve djelatnosti/ Total of activities | 14.891.260 | 16.382.513 | 18.493.173 | 21.451.550 | 21.233.580 | 21.499.189 | 22.235.121 | 22.170.523 | 22.848.219 | 23.225.052 | 24.312.149 | 25.427.563 | 26.760.980 | 28.506.243 |
| FISIM (-) | 408.025 | 468.589 | 626.870 | 682.945 | 675.832 | 674.924 | 735.407 | 707.773 | 700.964 | 697.988 | 729.866 | 763.531 | 790.510 | 813.696 |
| Bruto dodana vrijednost, bazne cijene/ Gross value added, basic prices | 14.483.235 | 15.913.924 | 17.866.303 | 20.768.605 | 20.557.748 | 20.824.265 | 21.499.714 | 21.462.750 | 22.147.255 | 22.527.064 | 23.582.283 | 24.664.032 | 25.970.469 | 27.692.547 |
| Porezi na proizvode i usluge i uvoz minus subvencije (+)/ Taxes on products and services and import less subsidies (+) | 3.167.103 | 4.143.290 | 4.681.556 | 4.750.724 | 4.240.772 | 4.540.688 | 4.731.548 | 4.759.960 | 4.631.499 | 4.831.645 | 5.006.770 | 5.240.428 | 5.405.768 | 5.715.665 |
| Bruto domaći proizvod (BDP) u tržišnim cijenama/ Gross domestic product (GDP) at market prices | 17.650.339 | 20.057.215 | 22.547.859 | 25.519.330 | 24.798.520 | 25.364.953 | 26.231.262 | 26.222.710 | 26.778.754 | 27.358.710 | 28.589.054 | 29.904.460 | 31.376.237 | 33.408.211 |

1) Prvi rezultati / First results

2.3 BIH - BRUTO DODANA VRIJEDNOST PO DJELATNOSTIMA I BRUTO DOMAĆI PROIZVOD, TEKUĆE CIJENE, NOMINALNI INDEKSI
2.3 BIH - GROSS VALUE ADDED BY ACTIVITIES AND GROSS DOMESTIC PRODUCT, CURRENT PRICE, NOMINAL INDICIES

Prethodna godina = 100 / Previous year = 100

| Djelatnost/ Activities | 2005 | 2006 | 2007 | 2008 | 2009 | 2010 | 2011 | 2012 | 2013 | 2014 | 2015 | 2016 | 2017 | 2018 ¹⁾ |
|---|------|--------|--------|--------|--------|--------|--------|--------|--------|--------|--------|--------|--------|--------------------|
| A Poljoprivreda, šumarstvo i ribolov/ Agriculture, forestry and fishing | - | 110,31 | 107,54 | 105,87 | 95,41 | 98,24 | 102,82 | 90,79 | 113,83 | 88,87 | 109,54 | 106,80 | 92,28 | 112,03 |
| B Vađenje ruda i kamena/ Mining and quarrying | - | 111,01 | 120,79 | 117,98 | 97,94 | 97,90 | 118,14 | 102,95 | 98,42 | 94,64 | 102,83 | 100,64 | 107,35 | 96,93 |
| C Prerađivačka industrija/ Manufacturing | - | 114,49 | 121,32 | 115,28 | 92,46 | 106,26 | 103,71 | 96,57 | 105,92 | 102,19 | 111,47 | 110,86 | 111,25 | 107,23 |
| D Proizvodnja i snabdijevanje električnom energijom, plinom, parom i klimatizacija/ Electricity, gas, steam and air conditioning supply | - | 107,61 | 92,39 | 135,37 | 103,96 | 104,62 | 96,62 | 94,81 | 116,38 | 96,88 | 101,30 | 105,57 | 99,88 | 125,14 |
| E Snabdijevanje vodom; uklanjanje otpadnih voda/ Water supply; sewerage, waste management and remediation activities | - | 101,95 | 111,86 | 107,69 | 101,82 | 108,18 | 103,75 | 105,35 | 97,63 | 103,90 | 101,27 | 101,22 | 111,56 | 103,84 |
| F Građevinarstvo/ Construction | - | 111,31 | 126,07 | 127,17 | 95,25 | 84,36 | 96,29 | 96,64 | 99,87 | 107,19 | 102,70 | 104,62 | 106,97 | 106,42 |
| G Trgovina na veliko i malo; popravak motornih vozila i motocikala/ Wholesale and retail trade; repair of motor vehicles and motorcycles | - | 115,05 | 114,43 | 121,48 | 94,80 | 103,91 | 103,19 | 102,65 | 101,44 | 103,38 | 103,94 | 105,54 | 108,21 | 107,13 |
| H Prijevoz i skladištenje/ Transportation and storage | - | 110,81 | 112,14 | 112,84 | 94,71 | 103,51 | 104,36 | 103,30 | 104,30 | 107,61 | 103,90 | 104,27 | 109,15 | 102,26 |
| I Djelatnosti pružanja smještaja te pripreme i usluživanja hrane/ Accommodation and food service activities | - | 107,03 | 108,56 | 105,80 | 98,16 | 106,02 | 100,27 | 101,63 | 99,69 | 98,52 | 104,52 | 103,09 | 112,34 | 103,99 |
| J Informacije i komunikacije/ Information and communication | - | 103,03 | 108,00 | 111,77 | 101,41 | 101,34 | 104,40 | 101,17 | 102,30 | 101,68 | 101,56 | 99,63 | 101,67 | 103,31 |
| K Finansijske djelatnosti i djelatnosti osiguranja/ Financial and insurance activities | - | 110,26 | 124,66 | 105,21 | 102,86 | 102,43 | 106,01 | 99,27 | 100,66 | 103,58 | 104,06 | 104,34 | 108,78 | 105,51 |
| L Poslovanje nekretninama/ Real estate activities | - | 99,46 | 100,04 | 101,98 | 104,98 | 101,27 | 100,23 | 102,30 | 103,24 | 101,02 | 101,74 | 102,56 | 108,95 | 104,00 |
| Od toga: imputirana renta/ Of which: imputed rent | - | 99,32 | 99,80 | 101,50 | 103,15 | 100,04 | 99,92 | 101,32 | 103,78 | 99,91 | 99,81 | 101,97 | 106,37 | 104,11 |
| M Stručne, naučne i tehničke djelatnosti/ Professional, scientific and technical activities | - | 106,21 | 115,22 | 111,32 | 103,45 | 103,99 | 106,47 | 102,94 | 92,77 | 101,42 | 112,37 | 108,47 | 99,99 | 106,18 |
| N Administrativne i pomoćne uslužne djelatnosti/ Administrative and support service activities | - | 115,39 | 118,47 | 118,18 | 91,78 | 104,69 | 100,42 | 106,36 | 106,34 | 115,59 | 107,27 | 105,80 | 108,23 | 110,34 |
| O Javna uprava i odbrana; obavezno socijalno osiguranje/ Public administration and defence; compulsory social security | - | 111,13 | 112,80 | 117,30 | 107,89 | 96,84 | 104,59 | 99,45 | 99,81 | 102,66 | 101,48 | 98,74 | 100,23 | 101,99 |
| P Obrazovanje/ Education | - | 114,24 | 114,96 | 123,06 | 104,25 | 101,47 | 105,95 | 100,90 | 99,05 | 103,33 | 101,08 | 100,34 | 100,57 | 104,21 |
| Q Djelatnosti zdravstvene i socijalne zaštite/ Human health and social work activities | - | 108,74 | 113,53 | 130,87 | 100,24 | 104,59 | 106,22 | 103,03 | 102,30 | 103,76 | 102,47 | 101,04 | 103,38 | 108,83 |
| R Umjetnost, zabava i rekreacija/ Arts, entertainment and recreation | - | 119,47 | 121,30 | 104,01 | 106,97 | 103,59 | 107,06 | 106,96 | 108,63 | 115,06 | 111,47 | 123,63 | 116,18 | 99,34 |
| S Ostale uslužne djelatnosti/ Other service activities | - | 107,57 | 111,55 | 117,40 | 97,73 | 102,99 | 100,85 | 101,82 | 98,36 | 104,24 | 103,15 | 103,75 | 101,85 | 105,42 |
| T Djelatnosti domaćinstava kao poslodavaca/ Activities of households as employers | - | - | - | - | - | - | - | - | - | - | - | - | - | - |
| U Djelatnosti vanteritorijalnih organizacija i organa/ Activities of extraterritorial organisations and bodies | - | - | - | - | - | - | - | - | - | - | - | - | - | - |
| Ukupno sve djelatnosti/ Total of activities | - | 110,01 | 112,88 | 116,00 | 98,98 | 101,25 | 103,42 | 99,71 | 103,06 | 101,65 | 104,68 | 104,59 | 105,24 | 106,52 |
| FISIM (-) | - | 114,84 | 133,78 | 108,95 | 98,96 | 99,87 | 108,96 | 96,24 | 99,04 | 99,58 | 104,57 | 104,61 | 103,53 | 102,93 |
| Bruto dodana vrijednost, bazne cijene/ Gross value added, basic prices | - | 109,88 | 112,27 | 116,24 | 98,98 | 101,30 | 103,24 | 99,83 | 103,19 | 101,71 | 104,68 | 104,59 | 105,30 | 106,63 |
| Porezi na proizvode i usluge i uvoz minus subvencije (+)/ Taxes on products and services and import less subsidies (+) | - | 130,82 | 112,99 | 101,48 | 89,27 | 107,07 | 104,20 | 100,60 | 97,30 | 104,32 | 103,62 | 104,67 | 103,16 | 105,73 |
| Bruto domaći proizvod (BDP) u tržišnim cijenama/ Gross domestic product (GDP) at market prices | - | 113,64 | 112,42 | 113,18 | 97,18 | 102,28 | 103,42 | 99,97 | 102,12 | 102,17 | 104,50 | 104,60 | 104,92 | 106,48 |

1) Prvi rezultati / First results

3.1 BIH - BRUTO DODANA VRIJEDNOST PO DJELATNOSTIMA I BRUTO DOMAĆI PROIZVOD, STALNE CIJENE (U CIJENAMA PRETHODNE GODINE)
3.1 BIH - GROSS VALUE ADDED BY ACTIVITIES AND GROSS DOMESTIC PRODUCT, CONSTANT PRICES (AT PRICES OF THE PREVIOUS YEAR)

| | | | | | | | | | | | | | 000 KM | |
|--|------|-------------------|-------------------|-------------------|-------------------|-------------------|-------------------|-------------------|-------------------|-------------------|-------------------|-------------------|-------------------|--------------------|
| Djelatnost/ Activities | 2005 | 2006 | 2007 | 2008 | 2009 | 2010 | 2011 | 2012 | 2013 | 2014 | 2015 | 2016 | 2017 | 2018 ¹⁾ |
| A Poljoprivreda, šumarstvo i ribolov/ <i>Agriculture, forestry and fishing</i> | - | 1.548.270 | 1.650.029 | 1.811.063 | 1.805.117 | 1.685.309 | 1.720.929 | 1.571.563 | 1.863.039 | 1.600.142 | 1.777.719 | 1.918.956 | 1.750.454 | 1.917.146 |
| B Vađenje ruda i kamena/ <i>Mining and quarrying</i> | - | 346.412 | 368.980 | 478.773 | 469.445 | 495.647 | 561.153 | 564.727 | 581.298 | 560.805 | 550.720 | 584.681 | 600.866 | 600.594 |
| C Prerađivačka industrija/ <i>Manufacturing</i> | - | 2.006.254 | 2.223.039 | 2.593.916 | 2.656.757 | 2.785.652 | 2.759.820 | 2.840.402 | 2.903.728 | 3.054.619 | 3.184.454 | 3.516.179 | 4.006.271 | 4.180.558 |
| D Proizvodnja i snabdijevanje električnom energijom, plinom, parom i klimatizacija/ <i>Electricity, gas, steam and air conditioning supply</i> | - | 803.790 | 788.858 | 788.246 | 987.499 | 1.052.565 | 1.014.946 | 935.412 | 1.084.750 | 1.032.534 | 1.086.748 | 1.187.931 | 1.125.785 | 1.347.307 |
| E Snabdijevanje vodom; uklanjanje otpadnih voda/ <i>Water supply; sewerage, waste management and remediation activities</i> | - | 202.610 | 211.310 | 224.481 | 241.590 | 268.566 | 277.243 | 283.348 | 282.978 | 314.462 | 301.117 | 305.659 | 328.403 | 356.362 |
| F Građevinarstvo/ <i>Construction</i> | - | 776.892 | 963.826 | 1.255.462 | 1.269.792 | 1.138.177 | 1.049.469 | 1.039.163 | 1.009.067 | 1.100.041 | 1.130.198 | 1.154.180 | 1.219.960 | 1.293.977 |
| G Trgovina na veliko i malo; popravak motornih vozila i motocikala/ <i>Wholesale and retail trade; repair of motor vehicles and motorcycles</i> | - | 2.218.138 | 2.654.926 | 2.963.381 | 3.159.280 | 3.193.922 | 3.386.331 | 3.464.581 | 3.524.951 | 3.635.397 | 3.803.826 | 3.993.643 | 4.301.070 | 4.607.889 |
| H Prijevoz i skladištenje/ <i>Transportation and storage</i> | - | 625.009 | 691.464 | 777.192 | 782.680 | 812.631 | 858.822 | 847.799 | 928.549 | 1.005.415 | 1.031.804 | 1.079.478 | 1.157.917 | 1.191.814 |
| I Djelatnosti pružanja smještaja te pripreme i usluživanja hrane/ <i>Accommodation and food service activities</i> | - | 475.483 | 473.127 | 477.834 | 482.345 | 535.595 | 541.652 | 543.110 | 548.600 | 544.259 | 567.041 | 583.410 | 644.288 | 677.472 |
| J Informacije i komunikacije/ <i>Information and communication</i> | - | 974.994 | 992.266 | 1.121.969 | 1.115.166 | 1.146.645 | 1.203.228 | 1.251.880 | 1.266.498 | 1.266.871 | 1.310.759 | 1.310.068 | 1.323.587 | 1.376.820 |
| K Finansijske djelatnosti i djelatnosti osiguranja/ <i>Financial and insurance activities</i> | - | 707.360 | 814.406 | 874.477 | 949.586 | 922.086 | 963.251 | 1.020.492 | 1.010.485 | 1.026.282 | 1.064.342 | 1.124.294 | 1.202.589 | 1.294.684 |
| L Poslovanje nekretninama/ <i>Real estate activities</i> | - | 1.226.466 | 1.221.991 | 1.226.415 | 1.255.690 | 1.319.218 | 1.314.847 | 1.331.466 | 1.345.813 | 1.411.200 | 1.427.610 | 1.440.017 | 1.484.836 | 1.599.232 |
| Od toga: imputirana renta/ <i>Of which: imputed rent</i> | - | 1.122.013 | 1.114.223 | 1.112.207 | 1.129.026 | 1.162.258 | 1.163.988 | 1.163.754 | 1.177.232 | 1.222.854 | 1.220.555 | 1.218.193 | 1.242.091 | 1.321.006 |
| M Stručne, naučne i tehničke djelatnosti/ <i>Professional, scientific and technical activities</i> | - | 466.552 | 546.597 | 588.958 | 627.401 | 684.569 | 732.135 | 728.961 | 706.280 | 728.094 | 765.488 | 836.670 | 854.017 | 906.329 |
| N Administrativne i pomoćne uslužne djelatnosti/ <i>Administrative and support service activities</i> | - | 118.582 | 142.461 | 158.059 | 159.937 | 163.700 | 163.629 | 174.099 | 189.378 | 222.756 | 223.594 | 236.127 | 267.767 | 294.139 |
| O Javna uprava i odbrana; obavezno socijalno osiguranje/ <i>Public administration and defence; compulsory social security</i> | - | 1.512.336 | 1.658.822 | 1.926.866 | 2.221.249 | 2.383.914 | 2.281.955 | 2.423.826 | 2.374.091 | 2.401.804 | 2.447.495 | 2.429.879 | 2.456.476 | 2.453.701 |
| P Obrazovanje/ <i>Education</i> | - | 717.231 | 813.553 | 945.084 | 1.144.788 | 1.197.455 | 1.211.308 | 1.273.919 | 1.281.394 | 1.281.105 | 1.307.465 | 1.326.662 | 1.334.612 | 1.335.948 |
| Q Djelatnosti zdravstvene i socijalne zaštite/ <i>Human health and social work activities</i> | - | 687.029 | 751.768 | 849.516 | 1.120.304 | 1.125.259 | 1.160.161 | 1.231.228 | 1.258.053 | 1.314.308 | 1.341.559 | 1.372.977 | 1.415.435 | 1.449.201 |
| R Umjetnost, zabava i rekreacija/ <i>Arts, entertainment and recreation</i> | - | 136.771 | 169.258 | 182.209 | 181.084 | 182.745 | 218.149 | 224.520 | 245.426 | 287.806 | 308.734 | 341.151 | 439.440 | 489.019 |
| S Ostale uslužne djelatnosti/ <i>Other service activities</i> | - | 223.995 | 250.500 | 288.960 | 288.748 | 297.047 | 303.476 | 308.728 | 300.091 | 325.212 | 316.384 | 335.973 | 350.642 | 362.842 |
| T Djelatnosti domaćinstava kao poslodavaca/ <i>Activities of households as employers</i> | - | - | - | - | - | - | - | - | - | - | - | - | - | - |
| U Djelatnosti vanteritorijalnih organizacija i organa/ <i>Activities of extraterritorial organisations and bodies</i> | - | - | - | - | - | - | - | - | - | - | - | - | - | - |
| Ukupno sve djelatnosti/ Total of activities | - | 15.774.174 | 17.387.182 | 19.532.861 | 20.918.458 | 21.390.703 | 21.722.504 | 22.059.225 | 22.704.470 | 23.113.111 | 23.947.057 | 25.077.935 | 26.264.417 | 27.735.030 |
| FISIM (-) | - | 503.516 | 558.588 | 693.922 | 760.570 | 683.236 | 710.815 | 748.623 | 723.637 | 717.049 | 729.493 | 768.874 | 806.796 | 839.330 |
| Bruto dodana vrijednost, bazne cijene/ Gross value added, basic prices | - | 15.270.658 | 16.828.595 | 18.838.939 | 20.157.889 | 20.707.466 | 21.011.689 | 21.310.602 | 21.980.833 | 22.396.062 | 23.217.564 | 24.309.061 | 25.457.621 | 26.895.700 |
| Porezi na proizvode i usluge i uvoz minus subvencije (+)/ Taxes on products and services and import less subsidies (+) | - | 3.335.722 | 4.403.088 | 4.932.530 | 4.595.158 | 4.307.335 | 4.596.501 | 4.705.110 | 4.858.381 | 4.690.122 | 4.986.045 | 5.179.305 | 5.392.885 | 5.617.469 |
| Bruto domaći proizvod (BDP) u tržišnim cijenama/ Gross domestic product (GDP) at market prices | - | 18.606.380 | 21.231.683 | 23.771.470 | 24.753.047 | 25.014.801 | 25.608.191 | 26.015.713 | 26.839.214 | 27.086.184 | 28.203.608 | 29.488.366 | 30.850.506 | 32.513.169 |

1) Prvi rezultati / First results

3.2 BIH - BRUTO DODANA VRIJEDNOST PO DJELATNOSTIMA I BRUTO DOMAĆI PROIZVOD, STALNE CIJENE (U CIJENAMA PRETHODNE GODINE) - Realni indeksi

3.2 BIH - GROSS VALUE ADDED BY ACTIVITIES AND GROSS DOMESTIC PRODUCT, CONSTANT PRICES (AT PRICES OF THE PREVIOUS YEAR) - Real indices

Prethodna godina/ Previous year = 100

| Djelatnost/ Activities | 2005 | 2006 | 2007 | 2008 | 2009 | 2010 | 2011 | 2012 | 2013 | 2014 | 2015 | 2016 | 2017 | 2018 ¹⁾ |
|---|------|--------|--------|--------|--------|--------|--------|--------|--------|--------|--------|--------|--------|--------------------|
| A Poljoprivreda, šumarstvo i ribolov/ Agriculture, forestry and fishing | - | 105,72 | 102,14 | 104,25 | 98,14 | 96,03 | 99,82 | 88,66 | 115,76 | 87,34 | 109,19 | 107,60 | 91,90 | 109,07 |
| B Vađenje ruda i kamena/ Mining and quarrying | - | 108,27 | 103,89 | 111,60 | 92,75 | 99,98 | 115,62 | 98,49 | 98,48 | 96,53 | 100,17 | 103,42 | 105,60 | 98,33 |
| C Prerađivačka industrija/ Manufacturing | - | 114,32 | 110,64 | 106,41 | 94,54 | 107,21 | 99,96 | 99,20 | 105,01 | 104,30 | 106,39 | 105,39 | 108,31 | 101,59 |
| D Proizvodnja i snabdijevanje električnom energijom, plinom, parom i klimatizacija/ Electricity, gas, steam and air conditioning supply | - | 110,97 | 101,21 | 109,46 | 101,30 | 103,86 | 95,72 | 91,31 | 111,68 | 91,34 | 99,24 | 107,08 | 96,12 | 115,18 |
| E Snabdijevanje vodom; uklanjanje otpadnih voda/ Water supply; sewerage, waste management and remediation activities | - | 100,16 | 102,46 | 97,31 | 97,25 | 106,17 | 101,32 | 99,80 | 94,61 | 107,69 | 99,25 | 99,48 | 105,60 | 102,71 |
| F Građevinarstvo/ Construction | - | 101,32 | 112,93 | 116,68 | 92,80 | 87,33 | 95,45 | 98,16 | 98,63 | 107,66 | 103,19 | 102,61 | 103,67 | 102,79 |
| G Trgovina na veliko i malo; popravak motornih vozila i motocikala/ Wholesale and retail trade; repair of motor vehicles and motorcycles | - | 105,44 | 109,69 | 107,00 | 93,90 | 100,14 | 102,17 | 101,31 | 100,41 | 102,09 | 103,32 | 104,37 | 106,49 | 105,44 |
| H Prijevoz i skladištenje/ Transportation and storage | - | 104,38 | 104,22 | 104,46 | 93,23 | 102,21 | 104,36 | 98,71 | 104,66 | 108,65 | 103,62 | 104,34 | 107,34 | 101,22 |
| I Djelatnosti pružanja smještaja te pripreme i usluživanja hrane/ Accommodation and food service activities | - | 111,99 | 104,11 | 96,85 | 92,40 | 104,53 | 99,71 | 99,70 | 99,09 | 98,62 | 104,29 | 102,66 | 109,97 | 102,93 |
| J Informacije i komunikacije/ Information and communication | - | 105,84 | 104,55 | 109,46 | 97,33 | 98,69 | 102,18 | 101,83 | 101,83 | 99,57 | 101,32 | 99,71 | 101,12 | 103,46 |
| K Finansijske djelatnosti i djelatnosti osiguranja/ Financial and insurance activities | - | 114,72 | 119,79 | 103,18 | 106,49 | 100,53 | 102,53 | 102,46 | 102,20 | 103,12 | 103,25 | 104,81 | 107,45 | 106,34 |
| L Poslovanje nekretninama/ Real estate activities | - | 100,26 | 100,44 | 100,76 | 101,16 | 101,24 | 99,64 | 100,67 | 99,46 | 101,02 | 101,16 | 100,30 | 100,84 | 99,69 |
| Od toga: imputirana renta/ Of which: imputed rent | - | 100,01 | 99,99 | 100,01 | 100,02 | 99,81 | 99,92 | 99,98 | 99,82 | 99,91 | 99,81 | 99,81 | 99,80 | 99,79 |
| M Stručne, naučne i tehničke djelatnosti/ Professional, scientific and technical activities | - | 99,57 | 109,82 | 102,70 | 98,28 | 103,67 | 106,62 | 99,71 | 93,84 | 104,28 | 108,11 | 105,15 | 98,95 | 105,02 |
| N Administrativne i pomoćne uslužne djelatnosti/ Administrative and support service activities | - | 109,28 | 113,78 | 106,55 | 91,23 | 101,74 | 97,14 | 102,92 | 105,25 | 116,43 | 101,10 | 99,54 | 106,69 | 108,29 |
| O Javna uprava i odbrana; obavezno socijalno osiguranje/ Public administration and defence; compulsory social security | - | 101,84 | 100,52 | 103,51 | 101,73 | 101,19 | 100,03 | 101,59 | 100,05 | 101,41 | 100,66 | 98,48 | 100,82 | 100,48 |
| P Obrazovanje/ Education | - | 103,04 | 102,30 | 103,37 | 101,75 | 102,09 | 101,78 | 101,03 | 100,72 | 101,66 | 100,41 | 100,80 | 101,06 | 100,58 |
| Q Djelatnosti zdravstvene i socijalne zaštite/ Human health and social work activities | - | 101,90 | 102,53 | 102,06 | 102,84 | 103,05 | 101,59 | 101,50 | 100,66 | 102,80 | 101,13 | 101,00 | 103,05 | 102,06 |
| R Umjetnost, zabava i rekreacija/ Arts, entertainment and recreation | - | 111,76 | 115,76 | 102,74 | 98,17 | 92,62 | 106,73 | 102,60 | 104,85 | 113,20 | 105,54 | 104,62 | 109,00 | 104,41 |
| S Ostale uslužne djelatnosti/ Other service activities | - | 103,98 | 108,10 | 111,78 | 95,14 | 100,15 | 99,35 | 100,21 | 95,67 | 105,40 | 98,37 | 101,27 | 101,87 | 103,50 |
| T Djelatnosti domaćinstava kao poslodavaca/ Activities of households as employers | - | - | - | - | - | - | - | - | - | - | - | - | - | - |
| U Djelatnosti vanteritorijalnih organizacija i organa/ Activities of extraterritorial organisations and bodies | - | - | - | - | - | - | - | - | - | - | - | - | - | - |
| Ukupno sve djelatnosti/ Total of activities | - | 105,93 | 106,13 | 105,62 | 97,51 | 100,74 | 101,04 | 99,21 | 102,41 | 101,16 | 103,11 | 103,15 | 103,29 | 103,64 |
| FISIM (-) | - | 123,40 | 119,21 | 110,70 | 111,37 | 101,10 | 105,32 | 101,80 | 102,24 | 102,29 | 104,51 | 105,34 | 105,67 | 106,18 |
| Bruto dodana vrijednost, bazne cijene/ Gross value added, basic prices | - | 105,44 | 105,75 | 105,44 | 97,06 | 100,73 | 100,90 | 99,12 | 102,41 | 101,12 | 103,07 | 103,08 | 103,22 | 103,56 |
| Porezi na proizvode i usluge i uvoz minus subvencije (+)/ Taxes on products and services and import less subsidies (+) | - | 105,32 | 106,27 | 105,36 | 96,73 | 101,57 | 101,23 | 99,44 | 102,07 | 101,27 | 103,20 | 103,45 | 102,91 | 103,92 |
| Bruto domaći proizvod (BDP) u tržišnim cijenama/ Gross domestic product (GDP) at market prices | - | 105,42 | 105,86 | 105,43 | 97,00 | 100,87 | 100,96 | 99,18 | 102,35 | 101,15 | 103,09 | 103,15 | 103,16 | 103,62 |

1) Prvi rezultati / First results

3.3 BIH - BRUTO DODANA VRIJEDNOST PO DJELATNOSTIMA I BRUTO DOMAĆI PROIZVOD, LANČANO POVEZANE VRIJEDNOSTI U CIJENAMA 2015. GODINE

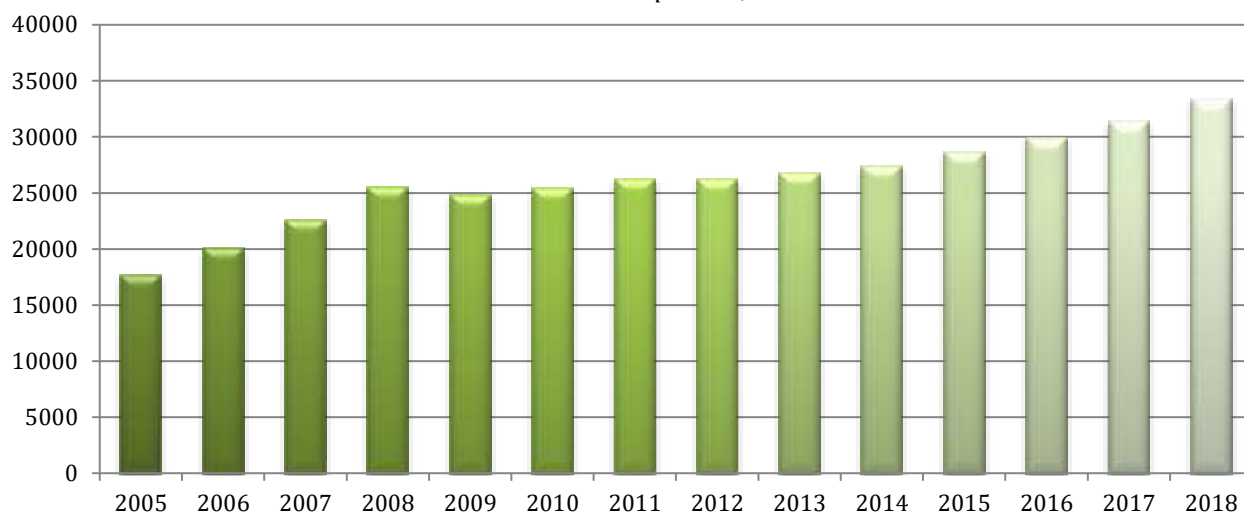
3.3 BIH - GROSS VALUE ADDED BY ACTIVITIES AND GROSS DOMESTIC PRODUCT, CHAIN LINKED AT PRICE 2015

| | | | | | | | | | | | | | | 000 KM |
|--|-------------------|-------------------|-------------------|-------------------|-------------------|-------------------|-------------------|-------------------|-------------------|-------------------|-------------------|-------------------|-------------------|--------------------|
| Djelatnost/ Activities | 2005 | 2006 | 2007 | 2008 | 2009 | 2010 | 2011 | 2012 | 2013 | 2014 | 2015 | 2016 | 2017 | 2018 ¹⁾ |
| A Poljoprivreda, šumarstvo i ribolov/ <i>Agriculture, forestry and fishing</i> | 1.720.604 | 1.819.007 | 1.857.925 | 1.936.808 | 1.900.867 | 1.825.496 | 1.822.248 | 1.615.542 | 1.870.075 | 1.633.364 | 1.783.430 | 1.918.956 | 1.763.528 | 1.923.555 |
| B Vađenje ruda i kamena/ <i>Mining and quarrying</i> | 447.833 | 484.882 | 503.732 | 562.164 | 521.416 | 521.333 | 602.779 | 593.676 | 584.646 | 564.386 | 565.333 | 584.681 | 617.448 | 607.149 |
| C Prerađivačka industrija/ <i>Manufacturing</i> | 2.116.888 | 2.420.045 | 2.677.491 | 2.849.114 | 2.693.489 | 2.887.732 | 2.886.575 | 2.863.383 | 3.006.815 | 3.135.960 | 3.336.451 | 3.516.179 | 3.808.311 | 3.868.986 |
| D Proizvodnja i snabdijevanje električnom energijom, plinom, parom i klimatizacija/ <i>Electricity, gas, steam and air conditioning supply</i> | 969.327 | 1.075.656 | 1.088.659 | 1.191.658 | 1.207.191 | 1.253.798 | 1.200.161 | 1.095.813 | 1.223.843 | 1.117.886 | 1.109.369 | 1.187.931 | 1.141.855 | 1.315.148 |
| E Snabdijevanje vodom; uklanjanje otpadnih voda/ <i>Water supply; sewerage, waste management and remediation activities</i> | 291.436 | 291.909 | 299.095 | 291.047 | 283.044 | 300.513 | 304.468 | 303.858 | 287.477 | 309.586 | 307.261 | 305.659 | 322.765 | 331.518 |
| F Građevinarstvo/ <i>Construction</i> | 1.012.553 | 1.025.951 | 1.158.648 | 1.351.965 | 1.254.638 | 1.095.726 | 1.045.900 | 1.026.605 | 1.012.534 | 1.090.061 | 1.124.836 | 1.154.180 | 1.196.518 | 1.229.928 |
| G Trgovina na veliko i malo; popravak motornih vozila i motocikala/ <i>Wholesale and retail trade; repair of motor vehicles and motorcycles</i> | 2.999.724 | 3.162.877 | 3.469.461 | 3.712.221 | 3.485.712 | 3.490.468 | 3.566.360 | 3.612.952 | 3.627.815 | 3.703.585 | 3.826.588 | 3.993.643 | 4.253.021 | 4.484.381 |
| H Prijevoz i skladištenje/ <i>Transportation and storage</i> | 787.178 | 821.683 | 856.329 | 894.499 | 833.921 | 852.317 | 889.451 | 877.997 | 918.900 | 998.404 | 1.034.562 | 1.079.478 | 1.158.760 | 1.172.952 |
| I Djelatnosti pružanja smještaja te pripreme i usluživanja hrane/ <i>Accommodation and food service activities</i> | 514.340 | 575.988 | 599.661 | 580.779 | 536.669 | 560.963 | 559.314 | 557.641 | 552.590 | 544.940 | 568.316 | 583.410 | 641.590 | 660.403 |
| J Informacije i komunikacije/ <i>Information and communication</i> | 1.056.587 | 1.118.278 | 1.169.163 | 1.279.729 | 1.245.599 | 1.229.244 | 1.256.077 | 1.279.070 | 1.302.461 | 1.296.823 | 1.313.876 | 1.310.068 | 1.324.682 | 1.370.462 |
| K Finansijske djelatnosti i djelatnosti osiguranja/ <i>Financial and insurance activities</i> | 618.165 | 709.149 | 849.517 | 876.548 | 933.448 | 938.372 | 962.074 | 985.745 | 1.007.477 | 1.038.901 | 1.072.656 | 1.124.294 | 1.208.016 | 1.284.589 |
| L Poslovanje nekretninama/ <i>Real estate activities</i> | 1.355.080 | 1.358.579 | 1.364.512 | 1.374.930 | 1.390.912 | 1.408.201 | 1.403.143 | 1.412.478 | 1.404.853 | 1.419.203 | 1.435.717 | 1.440.017 | 1.452.170 | 1.447.689 |
| Od toga: imputirana renta/ <i>Of which: imputed rent</i> | 1.229.291 | 1.229.372 | 1.229.274 | 1.229.362 | 1.229.553 | 1.227.276 | 1.226.340 | 1.226.092 | 1.223.888 | 1.222.779 | 1.220.480 | 1.218.193 | 1.215.773 | 1.213.214 |
| M Stručne, naučne i tehničke djelatnosti/ <i>Professional, scientific and technical activities</i> | 618.342 | 615.660 | 676.140 | 694.400 | 682.470 | 707.484 | 754.288 | 752.070 | 705.770 | 735.995 | 795.666 | 836.670 | 827.887 | 869.444 |
| N Administrativne i pomoćne uslužne djelatnosti/ <i>Administrative and support service activities</i> | 155.750 | 170.207 | 193.657 | 206.342 | 188.249 | 191.530 | 186.050 | 191.477 | 201.535 | 234.639 | 237.226 | 236.127 | 251.923 | 272.804 |
| O Javna uprava i odbrana; obavezno socijalno osiguranje/ <i>Public administration and defence; compulsory social security</i> | 2.179.501 | 2.219.527 | 2.231.001 | 2.309.364 | 2.349.232 | 2.377.299 | 2.378.064 | 2.415.811 | 2.417.098 | 2.451.162 | 2.467.429 | 2.429.879 | 2.449.905 | 2.461.570 |
| P Obrazovanje/ <i>Education</i> | 1.099.834 | 1.133.222 | 1.159.295 | 1.198.419 | 1.219.430 | 1.244.941 | 1.267.092 | 1.280.172 | 1.289.359 | 1.310.820 | 1.316.196 | 1.326.662 | 1.340.693 | 1.348.503 |
| Q Djelatnosti zdravstvene i socijalne zaštite/ <i>Human health and social work activities</i> | 1.114.944 | 1.136.076 | 1.164.832 | 1.188.776 | 1.222.549 | 1.259.845 | 1.279.852 | 1.299.068 | 1.307.621 | 1.344.236 | 1.359.385 | 1.372.977 | 1.414.905 | 1.444.113 |
| R Umjetnost, zabava i rekreacija/ <i>Arts, entertainment and recreation</i> | 196.720 | 219.849 | 254.505 | 261.481 | 256.688 | 237.732 | 253.724 | 260.322 | 272.960 | 308.985 | 326.098 | 341.151 | 371.862 | 388.246 |
| S Ostale uslužne djelatnosti/ <i>Other service activities</i> | 280.665 | 291.827 | 315.453 | 352.604 | 335.462 | 335.963 | 333.765 | 334.463 | 319.965 | 337.246 | 331.752 | 335.973 | 342.256 | 354.244 |
| T Djelatnosti domaćinstava kao poslodavaca/ <i>Activities of households as employers</i> | - | - | - | - | - | - | - | - | - | - | - | - | - | - |
| U Djelatnosti vanteritorijalnih organizacija i organa/ <i>Activities of extraterritorial organisations and bodies</i> | - | - | - | - | - | - | - | - | - | - | - | - | - | - |
| Ukupno sve djelatnosti/ Total of activities | 19.465.104 | 20.619.204 | 21.883.691 | 23.113.994 | 22.539.589 | 22.706.376 | 22.942.231 | 22.760.741 | 23.308.903 | 23.579.136 | 24.312.148 | 25.077.935 | 25.903.282 | 26.846.114 |
| FISIM (-) | 339.710 | 419.213 | 499.728 | 553.181 | 616.056 | 622.806 | 655.926 | 667.713 | 682.679 | 698.344 | 729.866 | 768.874 | 812.442 | 862.616 |
| Bruto dodana vrijednost, bazne cijene/ Gross value added, basic prices | 19.219.200 | 20.264.107 | 21.428.809 | 22.595.387 | 21.930.953 | 22.090.671 | 22.289.494 | 22.093.435 | 22.626.742 | 22.880.936 | 23.582.282 | 24.309.061 | 25.091.228 | 25.985.135 |
| Porezi na proizvode i usluge i uvoz minus subvencije (+)/ Taxes on products and services and import less subsidies (+) | 4.024.851 | 4.239.137 | 4.504.945 | 4.746.451 | 4.591.025 | 4.663.085 | 4.720.403 | 4.694.028 | 4.791.086 | 4.851.729 | 5.006.770 | 5.179.305 | 5.329.984 | 5.538.718 |
| Bruto domaći proizvod (BDP) u tržišnim cijenama/ Gross domestic product (GDP) at market prices | 23.242.111 | 24.501.034 | 25.935.714 | 27.343.175 | 26.522.126 | 26.753.439 | 27.009.992 | 26.788.044 | 27.417.840 | 27.732.607 | 28.589.052 | 29.488.366 | 30.421.249 | 31.523.577 |

1) Prvi rezultati / First results

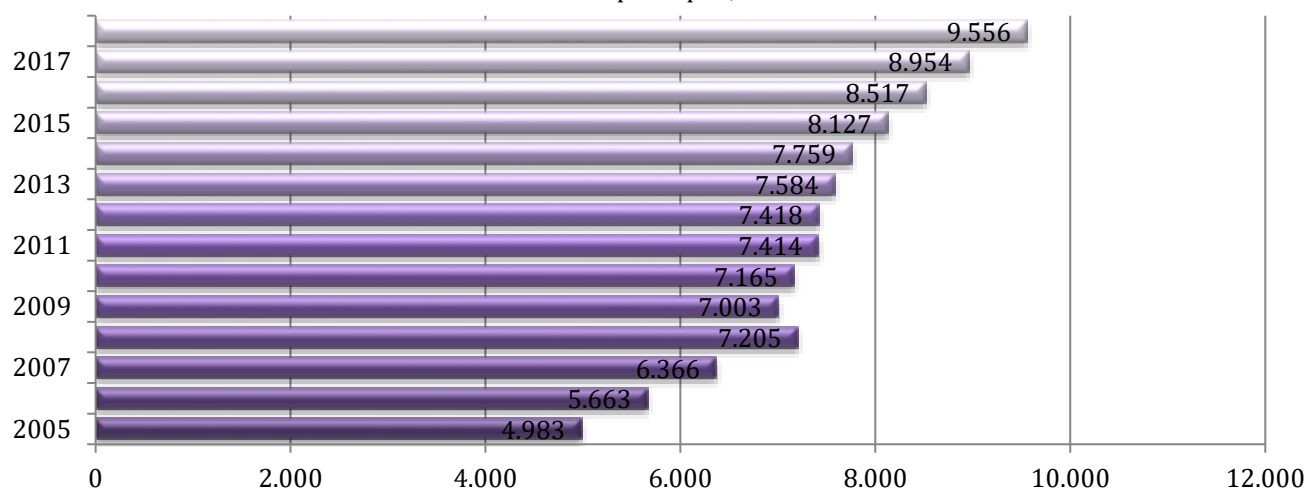
Bruto domaći proizvod, miliona KM

Gross domestic product, mln KM



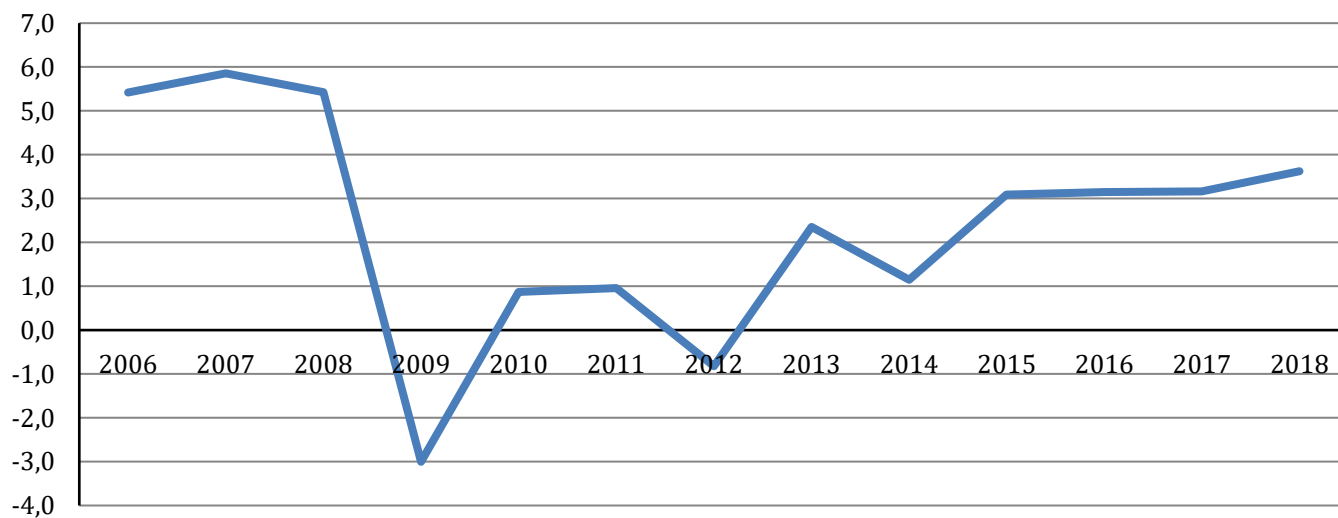
BDP po stanovniku za BiH, KM

GDP per capita, KM



BDP - Stope realnog rasta

GDP - Real growth rates



Definicije i pojašnjenja

Bruto domaći proizvod (BDP) i Bruto dodana vrijednost prema proizvodnom pristupu mjere ukupnu vrijednost proizvoda i usluga koje su proizvele rezidentne institucionalne jedinice u određenom vremenskom periodu.

BDP je jednak vrijednosti svih roba i usluga proizvedenih u ekonomiji (output ili bruto vrijednost proizvodnje) minus vrijednost svih roba i usluga potrošenih u proizvodnom procesu (međufazna potrošnja).

Bruto vrijednost proizvodnje definiše se kao tržišna vrijednost svih proizvedenih roba i pruženih usluga. Obračunata je po djelatnostima u baznim cijenama jer su sve subvencije posmatrane kao subvencije na proizvode.

Međufazna potrošnja predstavlja vrijednost dobara i usluga, upotrebljenih kao inputi u procesu proizvodnje u obračunskom periodu sa ciljem da se proizvedu druga dobra i usluge.

Bruto dodana vrijednost kao povećanje vrijednosti proizvodnje jednaka je razlici između bruto vrijednosti proizvodnje i međufazne potrošnje. Bruto domaći proizvod se računa sabiranjem ukupne bruto dodane vrijednosti i poreza minus subvencije na proizvode.

FISIM (usluge finansijskog posredovanja indirektno mjerene) predstavlja vrijednost usluga finansijskog posredovanja koje se izračunavaju indirektno. FISIM se izračunava kao razlika između potraživanja po kamatama (aktivne kamate) i obaveza po kamatama (pasivne kamate) za institucionalne jedinice finansijskog posredovanja.

U cilju metodološkog poboljšanja u obračun dodane vrijednosti i bruto domaćeg proizvoda uključena je vrijednost imputirane rente (usluge korišćenja stambenih zgrada nastanjenih vlasnicima) kao i vrijednost neobuhvaćenih ekonomskih aktivnosti (NOE). Ilegalne ekonomske aktivnosti nisu uključene.

Obračun BDP u stalnim cijenama izveden je metodom jednostrukih indikatora. Procjene su rađene u cijenama prethodne godine.

Za dodatne metodološke napomene, koncept obračuna, korištenu metodologiju i definicije pogledati Opis izvora i metoda korištenih u kompilaciji Nacionalnih računa, raspoloživ na internet stranici: www.bhas.gov.ba.

Definitions and explanations

Gross domestic product (GDP) and Gross value added by production approach measure the total value of finished goods and services produced by resident institutional units during a certain period of time.

GDP is equal to the value of all goods and services produced in the economy (output) less the value of all goods and services used in the production process (intermediate consumption).

Gross output is defined as a market value of produced goods and services. It is calculated by activities at basic prices, since all subsidies are treated as subsidies on products.

Intermediate consumption includes the value of products and services used as input in process of production to produce other product and services in accounting period.

Gross value added as increase in value of production is equal to difference between gross output and intermediate consumption. Gross domestic product is computed by adding together the total gross value added and taxes less subsidies on products.

FISIM (financial intermediation services indirectly measured) presents the value of services of financial intermediation, which are indirectly measured. FISIM is calculated as difference between the claims according to interest (active interest) and obligations according to interest (passive interest) for the institutional units for financial intermediation.

In order to methodological improvements the calculation of gross value added and gross domestic product, imputed rentals is included (the value of dwellings services for owner occupied dwellings). The value of non-observed economy is included in official data of GDP. Illegal activities are not included.

For the calculation of GDP at constant prices the concept of the single indicator method is used. The estimates were made at prices previous year.

For additional notes on methodology, concepts, compilation practice and definitions see Description of sources and methods used to compilation NA, available on the web site: www.bhas.gov.ba.

SKRAĆENICE / ABBREVIATIONS

| PODRUČJA DJELATNOSTI PREMA KD | SECTIONS ACTIVITIES BY NACE Rev. 2 |
|---|---|
| A Poljoprivreda, šumarstvo i ribolov | <i>Agriculture, forestry and fishing</i> |
| B Vađenje ruda i kamena | <i>Mining and quarrying</i> |
| C Prerađivačka industrija | <i>Manufacturing</i> |
| D Proizvodnja i snabdijevanje električnom energijom, plinom, parom i klimatizacija | <i>Electricity, gas, steam and air conditioning supply</i> |
| E Snabdijevanje vodom; uklanjanje otpadnih voda, upravljanje otpadom | <i>Water supply; sewerage, waste management and remediation activities</i> |
| F Građevinarstvo | <i>Construction</i> |
| G Trgovina na veliko i malo; popravak motornih vozila i motocikala | <i>Wholesale and retail trade; repair of motor vehicles and motorcycles</i> |
| H Prijevoz i skladištenje | <i>Transportation and storage</i> |
| I Djelatnosti pružanja smještaja te pripreme i usluživanja hrane | <i>Accommodation and food service activities</i> |
| J Informacije i komunikacije | <i>Information and communication</i> |
| K Finansijske djelatnosti i djelatnosti osiguranja | <i>Financial and insurance activities</i> |
| L Poslovanje nekretninama | <i>Real estate activities</i> |
| M Stručne, naučne i tehničke djelatnosti | <i>Professional, scientific and technical activities</i> |
| N Administrativne i pomoćne uslužne djelatnosti | <i>Administrative and support service activities</i> |
| O Javna uprava i odbrana; obavezno socijalno osiguranje | <i>Public administration and defence; compulsory social security</i> |
| P Obrazovanje | <i>Education</i> |
| Q Djelatnosti zdravstvene i socijalne zaštite | <i>Human health and social work activities</i> |
| R Umjetnost, zabava i rekreacija | <i>Arts, entertainment and recreation</i> |
| S Ostale uslužne djelatnosti | <i>Other service activities</i> |

Izdaje i štampa Agencija za statistiku Bosne i Hercegovine, 71000 Sarajevo, Zelenih beretki 26
Published and printed by the Agency for Statistics of the Bosnia and Herzegovina, 71000 Sarajevo, Zelenih beretki 26

Telefon/Phone: +387 (33) 911 911 · Telefaks/Telefax: +387 (33) 220 622
Elektronska pošta/E-mail: bhas@bhas.gov.ba · Internetska stranica/Web site: <http://www.bhas.gov.ba>

Odgovara direktor Velimir Jukić
Person Responsible: Velimir Jukić, Director

Saopćenje priredila: Edina Kozić, Vanja Erak
Prepared by: Edina Kozić, Vanja Erak

Podaci iz ovog saopćenja objavljuju se i na internetu
First Release data are also published on the Internet
