



SAOPĆENJE

FIRST RELEASE



Molimo korisnike da prilikom upotrebe podataka obavezno navedu izvor
Users are kindly requested to mention the data source

GODINA/ YEAR IV

SARAJEVO, 31.10.2019.

BROJ/ NUMBER 2

SAOBRAĆAJ

TRANSPORT

GRANIČNI PROMET ROBE I CESTOVNIH TERETNIH MOTORNIH VOZILA

II kvartal 2019.

ROAD CROSS-BORDER TRAFFIC OF FREIGHT MOTOR VEHICLES AND GOODS

2nd quarter 2019

U ulazu u Bosnu i Hercegovinu u drugom kvartalu 2019. godine ušlo je 10.930 teretnih motornih vozila, što je za 3,2% manje u odnosu na drugi kvartal 2018. godine. Broj tranzitnih teretnih motornih vozila na ulazu u drugom kvartalu 2019. godine iznosi 8.848 vozila.

There were 10.930 freight motor vehicles that arrived in Bosnia and Herzegovina in the second quarter of 2019, which represents an decrease of 3,2% in comparison with the second quarter of 2018. Number of transit freight motor vehicles on entrance in the second quarter 2019 was 8.848 vehicles.

U drugom kvartalu 2019. godine ušlo je 597.192 tona robe, što je za 11,6% više u poređenju sa drugim kvartalom prethodne godine.

In road cross-border traffic there were 597.192 tonnes of goods that entered in the second quarter of 2019 which was by 11,6% more compared with second quarter of 2018.

Na izlazu iz Bosne i Hercegovine u drugom kvartalu 2019. godine izašlo je 47.756 teretnih motornih vozila, što je za 5,6% više u odnosu na drugi kvartal 2018. godine. Broj tranzitnih teretnih motornih vozila na izlazu u drugom kvartalu 2019. godine iznosi 383.

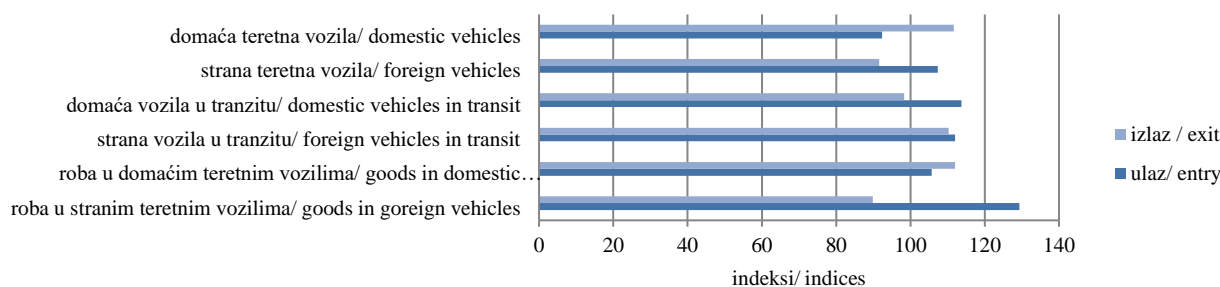
There were 47.756 freight motor vehicles that exited from Bosnia and Herzegovina in the second quarter of 2019. which represents an increase of 5,6% in comparison to the second quarter of 2018. Number of transit freight motor vehicles on exit in the second quarter 2019 was 383.

U drugom kvartalu 2019. godine izašlo je 1.106.422 tona robe, što je za 5,5% više nego u drugom kvartalu prethodne godine.

In road cross-border traffic there were 1.106.422 tonnes of goods that exited in the second quarter of 2019 which was by 5,5% more than in the second quarter of the previous year

G.1. Cestovni granični promet teretnih motornih vozila i robe, ulaz i izlaz, II kvartal 2019/ II kvartal 2018.

Road cross-border traffic of freight motor vehicles and goods, entry and exit, 2nd quarter 2019/ 2nd quarter 2018



T.1. Cestovni granični promet teretnih motornih vozila i robe
Road cross-border traffic of freight motor vehicles and goods

Registracija vozila	Ulaz/Entry			Izlaz/Exit			Vehicle's registration
	2018	2019	Indeks /index	2018	2019	Indeks /index	
	II kvartal 2 nd quarter	II kvartal 2 nd quarter	II 2019 II 2018	II kvartal 2 nd quarter	II kvartal 2 nd quarter	II 2019 II 2018	
Teretna vozila							Freight vehicles
UKUPNO	55.171	52.491	95,1	81.307	84.987	104,5	TOTAL
domaća	32.655	31.188	95,5	54.421	59.554	109,4	domestic
strana	22.516	21.303	94,6	26.886	25.433	94,6	foreign
Teretna vozila							<i>Freight vehicles</i>
Uvoz/ izvoz	11.296	10.930	96,8	45.228	47.756	105,6	<i>Import/ export</i>
domaća	8.018	7.410	92,4	31.504	35.191	111,7	domestic
strana	3.278	3.520	107,4	13.724	12.565	91,6	foreign
Teretna vozila							<i>Freight vehicles</i>
Tranzit	7.871	8.848	112,4	379	383	101,1	<i>Transit</i>
domaća	1.816	2.064	113,7	292	287	98,3	domestic
strana	6.055	6.784	112,0	87	96	110,3	foreign
Prazna teretna vozila	36.004	32.713	90,9	35.700	36.848	103,2	<i>Empty freight vehicles</i>
domaća	22.821	21.714	95,1	22.625	24.076	106,4	domestic
strana	13.183	10.999	83,4	13.075	12.772	97,7	foreign
Roba, hilj,t	535	597	111,6	1.048	1.106	105,5	<i>Goods, '000t</i>
domaća	402	425	105,7	741	830	112,0	domestic
strana	133	172	129,3	307	276	89,9	foreign
U teretnim vozilima							<i>In freight vehicles</i>
Uvoz/ izvoz, hilj,t	168	170	101,2	1.043	1.102	105,7	<i>Import/ export</i>
domaća	145	136	93,8	737	827	112,2	domestic
strana	23	34	147,8	306	275	89,9	foreign
U teretnim vozilima							<i>In freight vehicles</i>
Tranzit, hilj,t	367	427	116,3	5	4	80,0	<i>Transit, '000t</i>
domaća	257	289	112,5	4	3	75,0	domestic
strana	110	138	125,5	1	1	100,0	foreign

T.2. Cestovni granični promet teretnih motornih vozila prema smjerovima kretanja, II kvartal 2019.
Road cross-border traffic of freight motor vehicles by directions, 2nd quarter 2019

Registracija vozila	Ulaz/Entry			Izlaz/Exit			Vehicle's registration
	Teretna vozila sa teretom <i>Loaded freight motor vehicles</i>	Prazna teretna vozila <i>Empty freight vehicles</i>	Roba u teretnim vozilima, tona <i>Goods in freight vehicles, t</i>	Teretna vozila sa teretom <i>Loaded freight motor vehicles</i>	Prazna teretna vozila <i>Empty freight vehicles</i>	Roba u teretnim vozilima, tona <i>Goods in freight vehicles, t</i>	
UKUPNO	19.778	32.709	597.192	48.139	36.848	1.106.422	TOTAL
Preko bosanskohercegovačko-hrvatske granice	13.950	22.499	441.754	38.093	20.762	890.679	<i>Across Bosnia and Herzegovina- Croatia border</i>
Preko bosanskohercegovačko-srbijanske granice	4.530	7.635	109.193	8.077	15.360	174.271	<i>Across Bosnia and Herzegovina- Serbia border</i>
Preko bosanskohercegovačko-crnogorske granice	1.298	2.575	46.245	1.969	726	41.472	<i>Across Bosnia and Herzegovina- Montenegro border</i>

T.3. Cestovni granični promet robe u teretnim motornim vozilima prema smjerovima kretanja i graničnim prijelazima*Road cross-border traffic of goods in freight motor vehicles, by directions and border crossings*

	Roba u teretnim vozilima, tona <i>Goods in freight vehicles, t</i>			
	II kvartal 2018. / <i>2nd quarter 2018</i>		II kvartal 2019. / <i>2nd quarter 2019</i>	
	Ulaz <i>Entry</i>	Izlaz <i>Exit</i>	Ulaz <i>Entry</i>	Izlaz <i>Exit</i>
Ukupno Total	534.863	1.047.744	597.192	1.106.422
Preko bosanskohercegovačko-hrvatske granice/ Across Bosnia and Herzegovina- Croatia border	398.599	813.525	441.754	890.679
Bijača	23.103	21.010	25.409	46.889
Brčko	2.449	14.988	1.659	32
Bosanski Brod	95.817	77.080	87.872	86.107
Gorica	61.381	10.447	68.077	18.541
Gradina	16.543	47.466	17.503	31.247
Gradiška	55.237	96.837	54.051	74.562
Hukića Brdo	25.110	322	26.714	1.108
Izačić	14.217	55.859	18.480	35.472
Kamensko	74.568	45.226	88.708	82.474
Orašje	17.335	204.911	39.974	230.440
Šamac	8.308	218.137	9.058	262.705
Strmica	4.530	11.042	4.248	10.737
Ivanjica	1	10.200	1	10.365
Preko bosanskohercegovačko-srbijanske granice/ Across Bosnia and Herzegovina- Serbia border	98.351	189.345	109.193	174.271
Karakaj	16.775	80.189	15.413	90.693
Pavlovića Most	6.673	19.730	12.803	15.914
Rača	24.940	58.653	29.735	52.783
Uvac	2.530	19.318	816	3.203
Vardište	47.433	11.455	50.426	11.678
Preko bosanskohercegovačko- crnogorske granice/ Across Bosnia and Herzegovina- Montenegro border	37.913	44.874	46.245	41.472
Deluša	20.203	26.922	23.240	25.309
Hum	34	72	36	68
Klobuk	17.232	16.921	22.863	13.934
Metaljka	444	959	106	2.161

T.4. Cestovni granični promet teretnih motornih vozila prema smjerovima kretanja i graničnim prijelazima (ulaz)*Road cross – border traffic of freight motor vehicles, by directions and border crossings(entry)*

	Ulaz <i>Entry</i>			
	II kvartal 2018. / <i>2nd quarter 2018</i>		II kvartal 2019. / <i>2nd quarter 2019</i>	
	Teretna vozila sa teretom <i>Loaded freight vehicles</i>	Prazna teretna vozila <i>Empty freight vehicles</i>	Teretna vozila sa teretom <i>Loaded freight vehicles</i>	Prazna teretna vozila <i>Empty freight vehicles</i>
Ukupno <i>Total</i>	19.167	36.004	19.778	32.709
Preko bosanskohercegovačko-hrvatske granice/ Across Bosnia and Herzegovina- Croatia border	13.645	24.400	13.950	22.499
Bijača	624	2.254	649	2.678
Brčko	446	480	508	1
Bosanski Brod	2.991	3	2.604	0
Gorica	966	634	1.130	390
Gradina	723	1.615	784	1.026
Gradiška	2.708	491	2.644	67
Hukića Brdo	562	69	578	28
Izačić	528	1.066	684	790
Kamensko	2.746	2.459	2.793	2.954
Orašje	806	6.713	1.009	6.853
Šamac	476	7.915	482	7.084
Strmica	62	97	79	323
Ivanjica	7	534	6	230
Osoje		70		75
Preko bosanskohercegovačko-srbijanske granice/ Across Bosnia and Herzegovina- Serbia border	4.430	8.409	4.530	7.635
Karakaj	710	3.748	865	3.794
Pavlovića Most	475	3.270	718	2.836
Rača	1.968	680	1.713	408
Uvac	122	134	125	43
Vardište	1.155	6	1.109	4
Bratunac		400		437
Skelani		171		113
Preko bosanskohercegovačko- crnogorske granice/ Across Bosnia and Herzegovina- Montenegro border	1.092	3.195	1.298	2.575
Deluša	716		785	0
Hum	87	1.222	87	1.335
Klobuk	251	1.726	399	972
Metaljka	38	247	27	268

T.5. Cestovni granični promet teretnih motornih vozila prema smjerovima kretanja i graničnim prijelazima (izlaz)

Road cross – border traffic of freight motor vehicles, by directions and border crossings(exit)

	Izlaz Exit			
	II kvartal 2018. / 2 nd quarter 2018		II kvartal 2019. / 2 nd quarter 2019	
	Teretna vozila sa teretom <i>Loaded freight vehicles</i>	Prazna teretna vozila <i>Empty freight vehicles</i>	Teretna vozila sa teretom <i>Loaded freight vehicles</i>	Prazna teretna vozila <i>Empty freight vehicles</i>
Ukupno <i>Total</i>	45.607	35.700	48.139	36.848
Preko bosanskohercegovačko-hrvatske granice/ Across Bosnia and Herzegovina- Croatia border	34.906	19.807	38.093	20.762
Bijača	1.102	6.899	2.133	8.071
Brčko	636	2.271	41	0
Bosanski Brod	3.523		3.716	0
Gorica	550	1.117	878	945
Gradina	1.779	1.903	1.449	1.879
Gradiška	4.537	478	3.713	63
Hukića Brdo	197	52	238	130
Izačić	2.735	3.496	1.922	4.094
Kamensko	2.062		3.469	1
Orašje	8.140	2.803	9.104	4.277
Šamac	8.783	712	10.568	1.179
Strmica	464	9	462	35
Ivanjica	398	23	400	5
Osoje		44	0	83
Preko bosanskohercegovačko-srbijanske granice/ Across Bosnia and Herzegovina- Serbia border	8.541	15.316	8.077	15.360
Karakaj	3.451	6.359	3.952	6.103
Pavlovića Most	952	3.288	838	3.693
Rača	2.726	4.889	2.479	4.986
Uvac	810	23	176	29
Vardište	602	278	632	74
Bratunac		363	0	387
Skelani		116	0	88
Preko bosanskohercegovačko- crnogorske granice/ Across Bosnia and Herzegovina- Montenegro border	2.160	577	1.969	726
Deluša	1.165		1.086	0
Hum	96	208	96	324
Klobuk	851	325	686	351
Metaljka	48	44	101	51

T.6. Cestovni granični promet robe u teretnim motornim vozilima (ulaz), prema zemljama registracije
Road cross-border traffic of goods in freight motor vehicles(entry), by country of registration

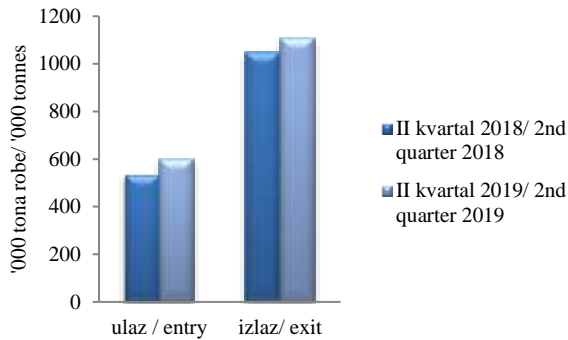
Zemlja registracije	Ulaz Entry				Country of registration
	II kvartal 2018. 2 nd quarter 2018		II kvartal 2019. 2 nd quarter 2019		
	Broj vozila sa teretom Number of loaded vehicles	Tona robe Tonnes of goods	Broj vozila sa teretom Number of loaded vehicles	Tona robe Tonnes of goods	
Ukupno	19.167	534.863	19.778	597.192	Total
Bosna i Hercegovina	9.834	402.100	9.474	425.098	Bosnia and Herzegovina
Strane zemlje	9.333	132.763	10.304	172.094	Foreign countries
Albanija	39	762	33	1.046	Albania
Andora	21	8	20	47	Andorra
Austrija	378	2.252	417	3.145	Austria
Bahrein					Bahrain
Belgija	57	140	78	259	Belgium
Bjelorusija					Belarus
Bugarska	161	2.248	149	1.977	Bulgaria
Crna Gora	353	8.968	429	13.154	Montenegro
Češka	67	515	91	642	Czech Republic
Danska	33	101	63	148	Denmark
Estonija	3	69	1	8	Estonia
Finska					Finland
Francuska	101	254	122	304	France
Grčka	2	10	1	20	Greece
Holandija	224	915	267	1.348	Netherlands
Hrvatska	1.616	28.193	1.709	33.978	Croatia
Italija	151	660	209	1.036	Italy
Litva					Lithuania
Luksemburg	16	50	20	43	Luxembourg
Mađarska	109	1.145	148	1.723	Hungary
Makedonija	358	8.311	588	13.881	FYR Macedonia
Moldavija	5	88	8	115	Moldova
Norveška	14	33	34	71	Norway
Njemačka	881	6.804	912	8.699	Germany
Poljska	169	1.725	177	1.347	Poland
Rumunija	55	795	89	851	Romania
Rusija	8	87	12	235	Russia Federation
SAD	9	19	18	32	USA
Slovačka	47	468	38	286	Slovakia
Slovenija	754	13.665	877	20.549	Slovenia
Srbija	2.043	30.603	2.061	41.348	Serbia
Španija	6	50	9	63	Spain
Švedska	164	511	194	616	Sweden
Švicarska	551	1.851	606	2.716	Switzerland
Turska	613	15.639	502	15.913	Turkey
Ukrajina	41	764	46	1.023	Ukraine
Velika Britanija	12	29	12	55	United Kingdom
Ostale zemlje	272	5.031	364	5.416	Other countries

T.7. Cestovni granični promet robe u teretnim motornim vozilima (izlaz), prema zemljama registracije
Road cross-border traffic of goods in freight motor vehicles(exit), by country of registration

Zemlja registracije	Izlaz Exit				Country of registration
	II kvartal 2018. 2 nd quarter 2018		II kvartal 2019. 2 nd quarter 2019		
	Broj vozila sa teretom Number of loaded vehicles	Tona robe Tonnes of goods	Broj vozila sa teretom Number of loaded vehicles	Tona robe Tonnes of goods	
Ukupno	45.607	1.047.744	48.139	1.106.422	Total
Bosna i Hercegovina	31.796	740.872	35.478	830.303	Bosnia and Herzegovina
Strane zemlje	13.811	306.872	12.661	276.119	Foreign countries
Albanija	9	220	38	936	Albania
Andora	21	52	19	48	Andorra
Austrija	21	12	43	228	Austria
Bahrein					Bahrain
Belgija	3	10	3	26	Belgium
Bugarska	78	1.517	75	1.397	Bulgaria
Crna Gora	976	23.252	981	23.438	Montenegro
Češka	10	117	12	52	Czech Republic
Danska	2	3	0		Denmark
Francuska	4	1	3	5	France
Holandija	17	84	5	10	Netherlands
Hrvatska	6.630	156.130	6.135	144.342	Croatia
Italija	20	185	11	25	Italy
Litva					Lithuania
Mađarska	21	347	23	326	Hungary
Makedonija	72	1.599	189	4.434	FYR Macedonia
Moldavija	1	22	1	21	Moldova
Njemačka	61	88	49	98	Germany
Poljska	55	1.250	126	2.399	Poland
Rumunija	3	1	11	92	Romania
Rusija	6	111	6	105	Russia Federation
SAD	2	4	0	0	USA
Slovačka	4	47	14	205	Slovakia
Slovenija	1.074	23.072	702	14.233	Slovenia
Srbija	4.383	92.013	3.943	78.471	Serbia
Španija	2		7	179	Spain
Švedska			3	4	Sweeden
Švicarska	6	4	7	4	Switzerland
Turska	74	1.112	42	609	Turkey
Ukrajina	4	84	3	41	Ukraine
Velika Britanija	5	23	1	3	
Ostale zemlje	247	5.512	209	4.388	Other countries

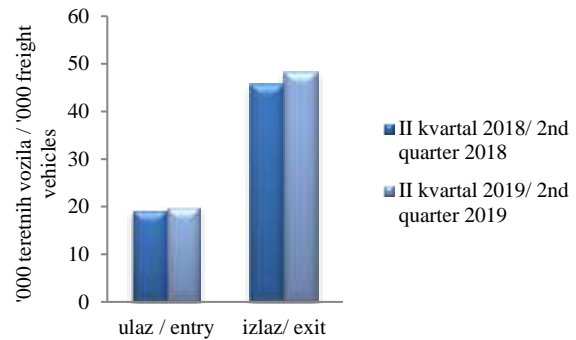
G.2. Cestovni granični promet robe u teretnim motornim vozilima, ulaz i izlaz

Road cross-border traffic of freight in motor vehicles, entry and exit



G.3. Cestovni granični promet teretnih motornih vozila sa teretom, ulaz i izlaz

Road cross-border traffic of loaded freight motor vehicles, entry and exit



METODOLOŠKA OBJAŠNENJA

Izvori i metode prikupljanja

Svrha istraživanja je prikupiti podatke o radu pretovarnih preduzeća te prikupiti podatke o uvozu, izvozu, tranzitu, broju vozila na ulazu, broju vozila na izlazu, međunarodnom cestovnom prometu na ulazu, međunarodnom cestovnom prometu na izlazu. U obuhvat istraživanja o graničnom prometu teretnih motornih vozila uključeni su svi cestovni granični prijelazi na kojima postoji carinska ispostava. Podatke za cestovni granični promet teretnih motornih vozila i robe Agencija za statistiku BiH preuzela je od Uprave za indirektno oporezivanje BiH. Podaci obuhvataju sva cestovna teretna motorna vozila i robu koja je prešla granicu i ušla u državu Bosnu i Hercegovinu odnosno izašla iz Bosne i Hercegovine. Teretna cestovna motorna vozila razvrstavaju se prema zemlji u kojoj su registrovana i prate se prema smjerovima kretanja i graničnim prelazima.

DEFINICIJE

Granični prijelaz je mjesto namijenjeno prijelazu državne granice. Granični prijelazi su međunarodni, međudržavni ili pogranični. Mogu biti cestovni, zračni, pomorski prijelazi i prijelazi na unutrašnjim vodenim putevima

Granični prijelazi za međunarodni promet namijenjeni su graničnom prometu građana države Bosne i Hercegovine i građanima drugih zemalja

Granični prijelazi za pogranični promet namijenjeni su graničnom prometu građana određenog područja države Bosne i Hercegovine i određenog područja susjedne zemlje prema međunarodnom sporazumu

Roba na ulazu je roba koja je ušla u carinsko područje države Bosne i Hercegovine, a **roba na izlazu** je roba koja napušta carinsko područje Bosne i Hercegovine

NOTES OF METHODOLOGY

Source and methods of data collection

The purpose of the research is to gather information on the work of transfer companies and gather information on the temporary import, temporary export, transit, the number of vehicles at the exit international road transport at the door, international road transport at the exit. Data on cross-border traffic of freight motor vehicles cover all border crossings where there are customs offices. Data for cross-border traffic of freight vehicles and goods Agency for Statistics of BiH has taken from the Indirect Taxation Authority BiH. Data includes all freight road vehicles and goods crossing the border and entering or exiting the Bosnia and Herzegovina. Freight motor vehicles are grouped according to a country of registration and monitored according to the directions of movement and border crossings.

DEFINITION

Border crossing is a place intended for crossing the state border. Border crossings are international, interstate or local ones. They may be road, railway, air, maritime crossings or crossings on inland waterways.

Border crossings for the international traffic are intended for a cross-border traffic of citizens of the Bosnia and Herzegovina and citizens of other countries.

Border crossings for the local traffic are intended for a cross-border traffic of citizens from a certain area of the Bosnia and Herzegovina and a certain area of the neighbouring country according to the international agreement

Goods in entry are goods that entered the customs territory of the Bosnia and Herzegovina, while goods in exit are goods that exited from the customs territory of the Bosnia and Herzegovina.

Teretno vozilo je motorno vozilo kojim se prevozi roba i koje je evidentirano na ulazu u carinsko područje države Bosne i Hercegovine ili na izlazu iz carinskog područja države Bosne i Hercegovine od strane carinske uprave.

Freight vehicle is a motor vehicle used for the transport of goods, which is recorded by the Customs Authority in the entry to the customs territory of the Bosnia and Herzegovina or in the exit from the customs territory of Bosnia and Herzegovina

Tranzit označava prijevoz robe od carinarnice na teritoriji jedne strane ugovornice do druge carinarnice u istoj teritoriji, u skladu sa uslovima predviđenim nacionalnim zakonima i propisima te strane ugovornice.

Transit means the transport of goods from the customs territory of one part to another office in the same territory, in accordance with the conditions provided for by national laws and regulations of that country

Skraćenice

t tona
'000 t hiljade tona

Abbreviations

t tonne
'000 t '000 tonne

Izdaje i štampa Agencija za statistiku Bosne i Hercegovine, 71000 Sarajevo, Zelenih beretki 26
Published and printed by the Agency for Statistics of the Bosnia and Herzegovina, 71000 Sarajevo, Zelenih beretki 26

Telefon/Phone: +387 (33) 911 911 · Telefaks/Telefax: +387 (33) 220 622
Elektronska pošta/E-mail : bhas@bhas.gov.ba · Internetska stranica/Web site: <http://www.bhas.gov.ba>

Odgovara direktor dr.sc. Velimir Jukić
Person responsible: Velimir Jukić PhD, Director General

Saopćenje pripremila: Emina Mehanović
Prepared by: Emina Mehanović

Podaci iz ovog saopćenja objavljuju se i na internet
First Release data are also published on the Internet
