



FIRST RELEASE



Users are kindly requested to mention the data source

GODINA I

SARAJEVO, 07.03.2019.

BROJ 1

TOURISM STATISTICS

Tourism in BiH, January 2019

In January 2019 tourists realised 66,450 tourist arrivals in Bosnia and Herzegovina which represent the decrease by 23.5% as compared to December 2018 and increase by 3.6% as compared to January 2018. Tourists realised 155,204 tourist nights which represent the decrease by 8.3% as compared to December 2018 and increase by 4.7% as compared to January 2018. Domestic tourists share of total number of overnight stays was 35.0% and foreign tourists share was 65.0%.

The number of domestic tourist nights decreased by 17.6% as compared to December 2018 and increased by 3.5% as compared to January 2018. Foreign tourist nights increased by 2.3% as compared to December 2018 and increased by 5.4% as compared to January 2018.

Concerning the structure of foreign tourist nights in January 2019, the most of them (71.0%) were realised by tourists from: Croatia (37.9%), Serbia (15.8%), Slovenia (5.9%), Montenegro (4.4%), Turkey (3.8%) and Italy (3.2%). Tourists from other countries realised 29.0% of tourist nights.

Regarding the average detention of foreign tourist stays in our country on the first place comes: Estonia with average stay by 3.7 nights, Brazil with 3.5 nights, Bahrain and United Arab Emirates by 3.4 nights and Kuwait with 3.3 nights.

Available rooms, apartments and camping sites for tourists in Bosnia and Herzegovina in January 2019 amounted to 18,495, which is 1.4% increase compared to January 2018. Number of available beds was 39,873 beds, which is increase by 1.1%, compared to the same month of 2018.

In January 2019, in the activity - Hotels and similar accommodation, number of rooms and apartments available to tourists amounted to 16,564 which is an decrease of 0.7% compared to January 2018., and number of available beds amounted to 34,485 which is an increase of 2.3%, compared to the same month of the previous year.

Net occupancy rate of permanent beds in January 2019 was 13,8%.

According to the type of accommodation facility the highest number of nights was recorded in Hotels and similar accommodation with share of 92.9%.

Tourist nights by months January 2018 - January 2019

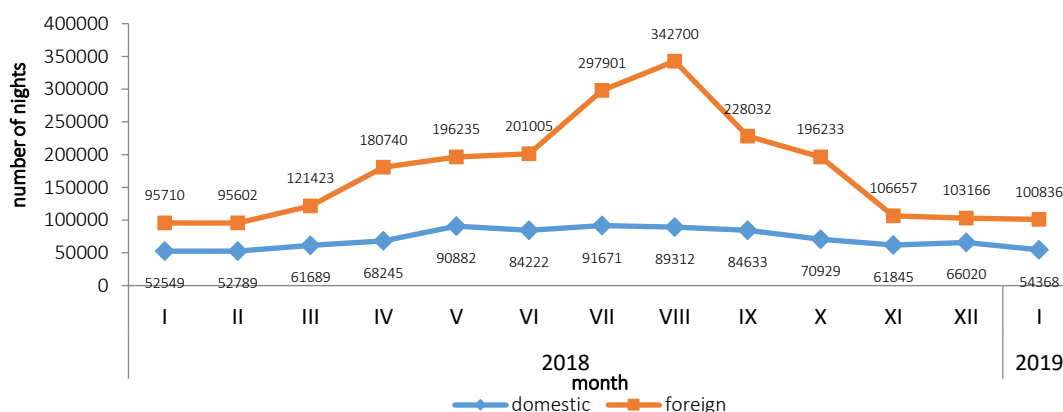
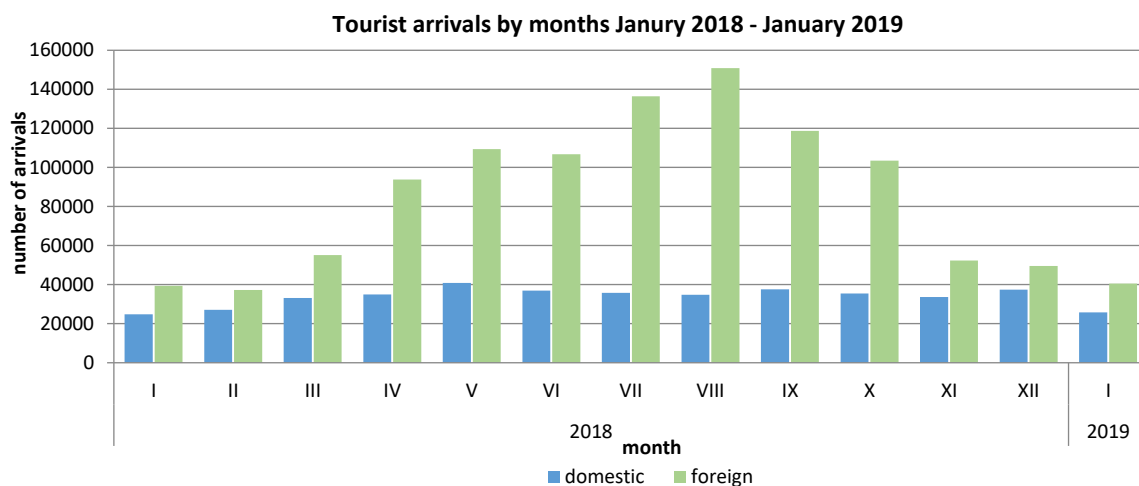


Table 1: Tourist arrivals and nights

	Arrivals					Nights					I 2019	
	I 2018*	XII 2018	I 2019	Index I 2019 XII 2018	Index I 2019 I 2018	I 2018*	XII 2018	I 2019	Index I 2019 XII 2018	Index I 2019 I 2018	Structure of nights %	Average number of nights by arrivals
TOTAL	64.137	86.870	66.450	76,5	103,6	148.259	169.186	155.204	91,7	104,7	100,0	2,3
Domestic tourist	24.739	37.389	25.864	69,2	104,5	52.549	66.020	54.368	82,4	103,5	35,0	2,1
Foreign tourist	39.398	49.481	40.586	82,0	103,0	95.710	103.166	100.836	97,7	105,4	65,0	2,5

* correct data


Table 2: Foreign tourist arrivals and nights, by country of residence

	Arrivals					Nights					I 2019	
	I 2018*	XII 2018	I 2019	Indeksi I 2019 XII 2018	Indeksi I 2019 I 2018	I 2018*	XII 2018	I 2019	Indeksi I 2019 XII 2018	Indeksi I 2019 I 2018	Structure of nights %	Average number of nights by arrivals
TOTAL	39.398	49.481	40.586	82,0	103,0	95.710	103.166	100.836	97,7	105,4	100,0	2,5
Albania	222	661	134	20,3	60,4	370	1.213	323	26,6	87,3	0,3	2,4
Austria	1.096	1.500	996	66,4	90,9	2.323	3.187	2.132	66,9	91,8	2,1	2,1
Belgium	115	159	106	66,7	92,2	323	343	230	67,1	71,2	0,2	2,2
Bulgaria	175	346	194	56,1	110,9	308	627	334	53,3	108,4	0,3	1,7
Montenegro	1.760	1.530	1.617	105,7	91,9	4.517	2.941	4.464	151,8	98,8	4,4	2,8
Czech Republic	136	148	148	100,0	108,8	319	337	330	97,9	103,4	0,3	2,2
Denmark	131	124	111	89,5	84,7	335	333	239	71,8	71,3	0,2	2,2
Estonia	4	5	3	60,0	75,0	7	19	11	57,9	157,1	0,0	3,7
Finland	50	56	35	62,5	70,0	139	116	81	69,8	58,3	0,1	2,3
France	251	260	186	71,5	74,1	533	569	484	85,1	90,8	0,5	2,6
Greece	80	111	74	66,7	92,5	207	215	136	63,3	65,7	0,1	1,8
Netherlands	282	413	417	101,0	147,9	710	983	937	95,3	132,0	0,9	2,2
Croatia	11.656	12.089	13.377	110,7	114,8	32.277	27.856	38.192	137,1	118,3	37,9	2,9
Ireland	56	84	38	45,2	67,9	132	215	76	35,3	57,6	0,1	2,0
Iceland	5	9	11	122,2	220,0	10	13	18	138,5	180,0	0,0	1,6

(continued on next page)

(continued)

	Arrivals					Nights					I 2019	
	I 2018*	XII 2018	I 2019	Indeksi I 2019 XII 2018	Indeksi I 2019 I 2018	I 2018*	XII 2018	I 2019	Indices I 2019 XII 2018	Indices I 2019 I 2018	Structure of nights %	Average number of nights by arrivals
Italy	1495	1583	1302	82,2	87,1	3411	3689	3235	87,7	94,8	3,2	2,5
Cyprus	7	6	6	100,0	85,7	17	12	14	116,7	82,4	0,0	2,3
Latvia	2	9	5	55,6	250,0	5	13	8	61,5	160,0	0,0	1,6
Lithuania	14	16	6	37,5	42,9	36	33	9	27,3	25,0	0,0	1,5
Luxembourg	24	42	46	109,5	191,7	41	150	97	64,7	236,6	0,1	2,1
Hungary	288	532	237	44,5	82,3	767	1.108	728	65,7	94,9	0,7	3,1
FYR of Macedonia	309	707	332	47,0	107,4	737	1.319	652	49,4	88,5	0,6	2,0
Malta	2	5	7	140,0	350,0	8	9	15	166,7	187,5	0,0	2,1
Norway	86	180	105	58,3	122,1	163	326	216	66,3	132,5	0,2	2,1
Germany	1.391	1.656	1.180	71,3	84,8	3.091	3.900	2.904	74,5	94,0	2,9	2,5
Poland	190	284	271	95,4	142,6	452	803	630	78,5	139,4	0,6	2,3
Portugal	22	22	24	109,1	109,1	65	39	54	138,5	83,1	0,1	2,3
Romania	172	194	106	54,6	61,6	314	508	268	52,8	85,4	0,3	2,5
Russian Federation	310	269	239	88,8	77,1	857	536	529	98,7	61,7	0,5	2,2
Slovakia	111	125	98	78,4	88,3	247	270	208	77,0	84,2	0,2	2,1
Slovenia	3.167	4.211	2.886	68,5	91,1	5.988	9.249	5.937	64,2	99,1	5,9	2,1
Serbia	5.945	6.743	6.048	89,7	101,7	14.425	13.225	15.980	120,8	110,8	15,8	2,6
Spain	152	202	136	67,3	89,5	282	451	330	73,2	117,0	0,3	2,4
Switzerland (including Liechtenstein)	352	676	323	47,8	91,8	833	1.470	871	59,3	104,6	0,9	2,7
Sweden	339	497	276	55,5	81,4	792	1.002	663	66,2	83,7	0,7	2,4
Turkey	2.295	1.720	1.659	96,5	72,3	5.817	3.374	3.782	112,1	65,0	3,8	2,3
United Kingdom	268	364	312	85,7	116,4	618	904	773	85,5	125,1	0,8	2,5
Ukraine	66	105	58	55,2	87,9	169	290	159	54,8	94,1	0,2	2,7
Other European countries	127	95	80	84,2	63,0	256	207	214	103,4	83,6	0,2	2,7
Egypt	38	69	132	191,3	347,4	108	215	280	130,2	259,3	0,3	2,1
South Africa	9	13	19	146,2	211,1	17	25	38	152,0	223,5	0,0	2,0
Other African countries	122	241	121	50,2	99,2	575	1.093	374	34,2	65,0	0,4	3,1
Canada	52	93	71	76,3	136,5	136	261	207	79,3	152,2	0,2	2,9
USA	660	677	655	96,8	99,2	1.467	1.434	1.583	110,4	107,9	1,6	2,4
Other Northern American countries	30	75	12	16,0	40,0	43	117	57	48,7	132,6	0,1	4,8
Brazil	73	72	66	91,7	90,4	133	216	233	107,9	175,2	0,2	3,5
Other Southern and Central American countries	116	85	111	130,6	95,7	275	243	236	97,1	85,8	0,2	2,1
Bahrain ¹⁾	316	113	132	116,8	41,8	900	349	448	128,4	49,8	0,4	3,4
India	90	165	57	34,5	63,3	210	286	98	34,3	46,7	0,1	1,7
Iran	11	31	16	51,6	145,5	16	69	31	44,9	193,8	0,0	1,9
Israel	21	40	46	115,0	219,0	54	95	75	78,9	138,9	0,1	1,6
Japan	191	201	221	110,0	115,7	238	259	271	104,6	113,9	0,3	1,2
Republic of Korea	1.057	831	1.732	208,4	163,9	1.068	897	1.765	196,8	165,3	1,8	1,0
Qatar ¹⁾	254	209	196	93,8	77,2	816	816	505	61,9	61,9	0,5	2,6
China	650	1.555	1.203	77,4	185,1	1.022	1.960	1.539	78,5	150,6	1,5	1,3
Kuwait	296	105	257	244,8	86,8	1.225	447	858	191,9	70,0	0,9	3,3
Saudi Arabia	326	2.355	322	13,7	98,8	374	3.184	494	15,5	132,1	0,5	1,5
United Arab Emirates ¹⁾	328	183	188	102,7	57,3	804	491	529	107,7	65,8	0,5	2,8
Other Asian countries (including Malaysia i Oman)	214	278	231	83,1	107,9	614	610	586	96,1	95,4	0,6	2,5
Malaysia ²⁾	707	1.389	785	56,5	111,0	2.261	4.282	2.656	62,0	117,5	2,6	3,4
Oman ²⁾	515	2.774	626	22,6	121,6	954	3.568	1.217	34,1	127,6	1,2	1,9
Australia	152	144	184	127,8	121,1	476	304	464	152,6	97,5	0,5	2,5
New Zealand	16	18	6	33,3	37,5	18	40	13	32,5	72,2	0,0	2,2
Other countries of Oceania	1	27	8	29,6	800,0	5	51	16	31,4	320,0	0,0	2,0

1) The 2016 Bahrain, Qatar and United Arab Emirates are separately from Other Asian countries and presented individually

2) The 2017 Malaysia and Oman are separately from Other Asian countries and presented individually

*correct data

Foreign tourist nights and arrivals, by country of residence, January 2019

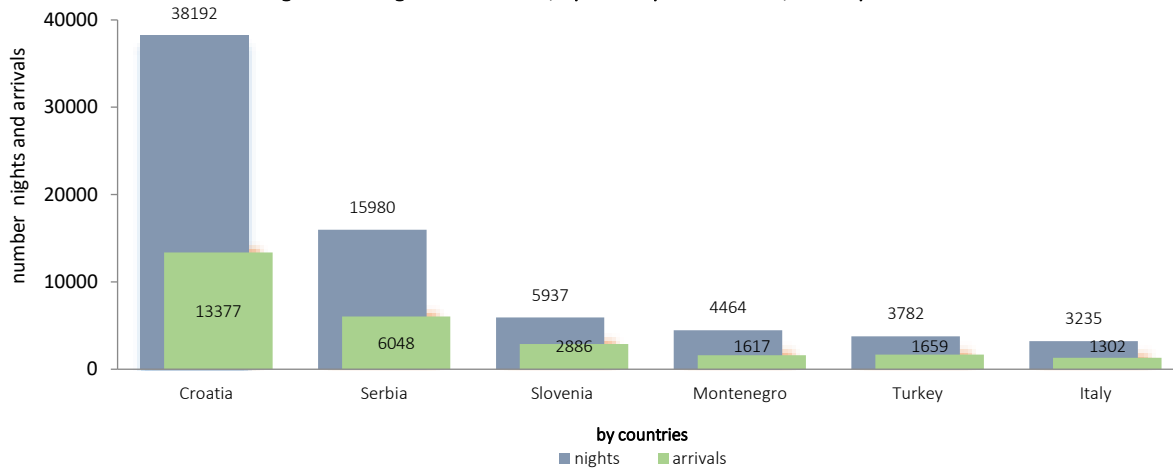


Table 3: Tourist arrivals and nights according to the classification of activities ¹⁾

	Arrivals					Nights					I 2019
	I 2018*	XII 2018	I 2019	Indeksi I 2019 XII 2018	Indeksi I 2019 I 2018	I 2018*	XII 2018	I 2019	Indeksi I 2019 XII 2018	Indeksi I 2019 I 2018	Structure of nights %
Total	64.137	86.870	66.450	76,5	103,6	148.259	169.186	155.204	91,7	104,7	100,0
Hotels and similar accommodation	59.984	81.543	63.363	77,7	105,6	135.206	153.857	144.236	93,7	106,7	92,9
Holiday and other short-stay accommodation	2.938	2.791	2.327	83,4	79,2	6.501	5.912	5.524	93,4	85,0	3,6
Camps and camping grounds	76	298	175	58,7	230,3	146	560	443	79,1	303,4	0,3
Other accommodation	1.139	2.238	585	26,1	51,4	6.406	8.857	5.001	56,5	78,1	3,2
Domestic tourist	24.739	37.389	25.864	69,2	104,5	52.549	66.020	54.368	82,4	103,5	35,0
Hotels and similar accommodation	22.257	34.042	24.327	71,5	109,3	44.856	56.057	48.859	87,2	108,9	31,5
Holiday and other short-stay accommodation	1.584	1.361	1.066	78,3	67,3	3.004	2.129	1.995	93,7	66,4	1,3
Camps and camping grounds	28	140	52	37,1	185,7	35	238	138	58,0	394,3	0,1
Other accommodation	870	1.846	419	22,7	48,2	4.654	7.596	3.376	44,4	72,5	2,2
Foreign tourist	39.398	49.481	40.586	82,0	103,0	95.710	103.166	100.836	97,7	105,4	65,0
Hotels and similar accommodation	37.727	47.501	39.036	82,2	103,5	90.350	97.800	95.377	97,5	105,6	61,5
Holiday and other short-stay accommodation	1.354	1.430	1.261	88,2	93,1	3.497	3.783	3.529	93,3	100,9	2,3
Camps and camping grounds	48	158	123	77,8	256,3	111	322	305	94,7	274,8	0,2
Other accommodation	269	392	166	42,3	61,7	1.752	1.261	1.625	128,9	92,8	1,0

¹⁾ The Classification of Economic Activities of BiH 2010

* correct data

Table 4: Tourist arrivals and nights, by organisation of tourist arrivals

	Individual arrangement						Organised trip					
	Arrivals tourist			Nights tourist			Arrivals tourist			Nights tourist		
	I 2018*	I 2019	Indices I 2019 I 2018	I 2018	I 2019	Indices I 2019 I 2018	I 2018*	I 2019	Indices I 2019 I 2018	I 2018	I 2019	Indices I 2019 I 2018
Total	54.062	52.521	97,1	127.044	118.187	93,0	10.075	13.929	138,3	21.215	37.017	174,5
Domestic tourist	22.305	22.575	101,2	47.486	46.463	97,8	2.434	3.289	135,1	5.063	7.905	156,1
Foreign tourist	31.757	29.946	94,3	79.558	71.724	90,2	7.641	10.640	139,2	16.152	29.112	180,2

*final data

NOTES ON METHODOLOGY

The purpose of the statistical survey

The purpose of the statistical survey is to monitor the tourist activity realised in commercial accommodation establishments and to provide internationally comparable BiH's statistics of tourism in accordance with current EU Regulations for the tourism statistics.

Observation units

Observation units are all business entities /legal units which are, by the main activity, registered in accommodation activity (division 55 - KD BiH 2010), persons as well as households that rent accommodation establishments to tourists. For the purpose of the survey, Classification of Activities in Bosnia and Herzegovina - KD BiH 2010 was used, and it is fully compliant with the European Classification of Economic Activities - NACE Rev. 2.

Coverage

Reporting units are all business entities (enterprises, entrepreneurs, institutions, associations etc.) and parts thereof engaged in providing accommodation servi in tourism registered according to the CA BiH 2010 under section : 55.1 (hotels and similar accommodation), 55.2 (holiday and other short - stay accommodation), 55.3 (camps and camping grounds), 55.9 (other accommodation), health institutions for their facilities in which persons stay for medical rehabilitation (costs are on persons themselves), business entities and parts thereof engaged in tourist stay in rural households, houses, camps, apartments and rooms directly rented by private persons/households. Survey covers the entire territory of Bosnia and Herzegovina.

Source and methods of data collection

Data on turnover of tourists (number of tourist arrivals and tourist nights) are collected from regular monthly report (TU-11 form). Reports are usually made on the basis of reception records in guest books, entities and their parts engaged in organising and arranging of tourists.

Definitions

Tourism means the activity of visitors taking a trip to a main destination outside their usual environment for less than a year, for leisure, business or other personal purpose other than to be employed by a resident entity in the place visited.

Tourist is every person who, outside his place of permanent residence, spends one night in a hotel or some other accommodation facility for reasons of rest, recreation, health, study, sport, religion, family, business, public tasks or meeting.

Residence is a place where a person came with the intention of permanent stay. Tourist is registered in every place or establishment where he stays and, therefore, in case he/she changes the place or establishment, he/she must register again, which results in data ambiguity. Consequently, the statistics register the number of tourist arrivals and not the number of tourists.

Domestic tourist is a person with permanent residence in the BiH who spends at least one night in a hotel or same other accommodation establishment outside their place or residence.

Foreign tourist is every person with permanent residence outside in BiH who temporarily resides in BiH and who spends at least one night in a hotel or same other accommodation establishment.

Tourist arrivals refer to the number of persons (tourists) who arrived and registered their stay in an accommodation establishment.

Tourist nights refer to every registered overnight stay of a person (tourist) in an accommodation establishment.

Accommodation capacities are presented as the number of rooms, apartments and camping sites, and the number of permanent beds.

Permanent beds are those that are regularly ready-made for renting to guests.

Occupancy rate of permanent beds (net) in the reference period is obtained by dividing the total number of nights by the number of beds on offer and the number of days when the beds are actually available for use during the reference period. The data are expressed as a percentage.

Organization of tourist arrivals represent the way of organising touristic arrangements. Depending on the way of organising, touristic arrangement can be individual or organised (travel agency).

Symbols

- no occurrence

0,0 value not zero but less than 0,05 unit of measure use

Published and printed by the Agency for Statistics of the Bosnia and Herzegovina, 71000 Sarajevo, Zelenih beretki 26

Phone: +387 (33) 911 911 · Telefax: +387 (33) 220 622

E-mail : bhas@bhas.ba · Web site: <http://www.bhas.ba>

Person responsible: M.Sc. Velimir Jukić, director

Prepared by: Ms. Azra Demirović- Bander

First Release data are also published on the Internet
