



FIRST RELEASE



Users are kindly requested to mention the data source

YEAR XIII

SARAJEVO, 06.08.2019.

NUMBER 6

TOURISM STATISTICS

Tourism in BiH, June 2019

In June 2019 tourists realised 179,103 tourist arrivals in Bosnia and Hercegovina which represent the increase by 17.3% as compared to May 2019 and increase by 24.6% as compared to June 2018. Tourists realised 349,594 tourist nights which represent the increase by 22,0% as compared to May 2019 and increase by 22.6% as compared to June 2018. Domestic tourists share of total number of overnight stays was 29.7% and foreign tourists share was 70.3%.

The number of domestic tourist nights increased by 31.2% as compared to May 2019 and increased by 23.4% as compared to June 2018. Foreign tourist nights increased by 18.6% as compared to May 2019 and increased by 22.2% as compared to June 2018.

Concerning the structure of foreign tourist nights in June 2019, the most of them (61.0%) were realised by tourists from: Saudi Arabi (12.2%), Croatia (7.3%), Serbia (6.6%), China (6.5%), Turkey (5.7%), Poland (5.5%), Germany (5.2%) by Slovenia, USA and Italy by (4.0%). Tourists from other countries realised 39.0% of tourist nights.

Regarding the average detention of foreign tourist stays in our country on the first place comes: Bahrain wiht average stay by 3.6 nights, Egypt 3.5 nights, Ukraine 3.4 nights, Iran 3.3 nights and Kuwait by 3.2 nights.

Available rooms, apartments and camping sites for tourists in Bosnia and Herzegovina in June 2019 amounted to 20,875, which is 3.5% increase compared to June 2018. Number of available beds was 45,142 beds, which is increase by 5.4%, compared to the same month of 2018.

In June 2019, in the activity - Hotels and similar accommodation, number of rooms and apartments available to tourists amounted to 18,213, which is an increase of 4.2% compared to June 2018., and number of available beds amounted to 37,547 which is an increase of 6.4%, compared to the same month of the previous year.

Net occupancy rate of permanent beds was 27.6%.

According to the type of accommodation facility the highest number of nights was recorded in Hotels and similar accommodation with share of 91.7%.

Tourist nights by months June 2018.- June 2019

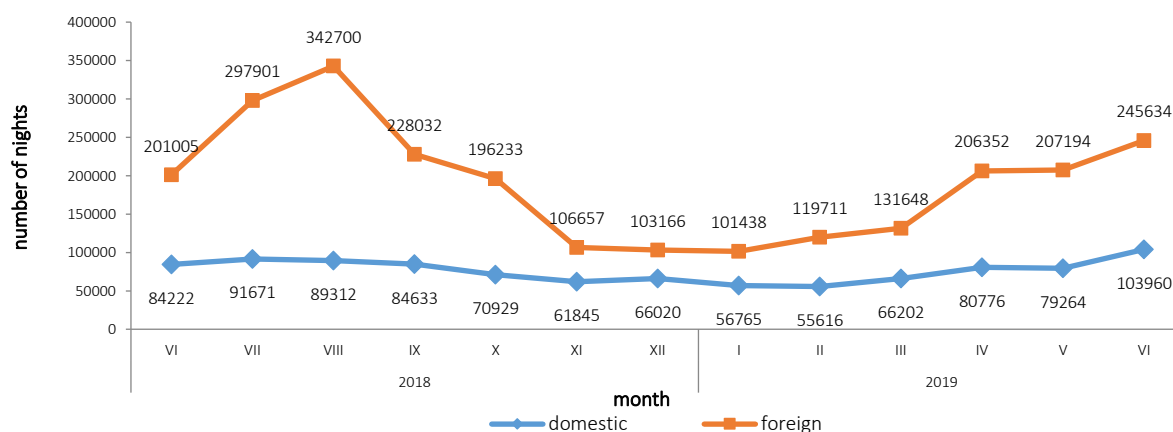


Table 1: Tourist arrivals and nights

	Arrivals					Nights					VI 2019	
	VI 2018	V 2019	VI 2019	Indices VI 2019 V 2019	Indices VI 2019 VI 2018	VI 2018	V 2019	VI 2019	Indices VI 2019 V 2019	Indices VI 2019 VI 2018	Structure of nights %	Average number of nights by arrivals
TOTAL	143.693	152.746	179.103	117,3	124,6	285.227	286.458	349.594	122,0	122,6	100,0	2,0
Domestic tourist	36.927	35.631	44.989	126,3	121,8	84.222	79.264	103.960	131,2	123,4	29,7	2,3
Foreign tourist	106.766	117.115	134.114	114,5	125,6	201.005	207.194	245.634	118,6	122,2	70,3	1,8

Tourist arrivals by months June 2018. - June 2019.

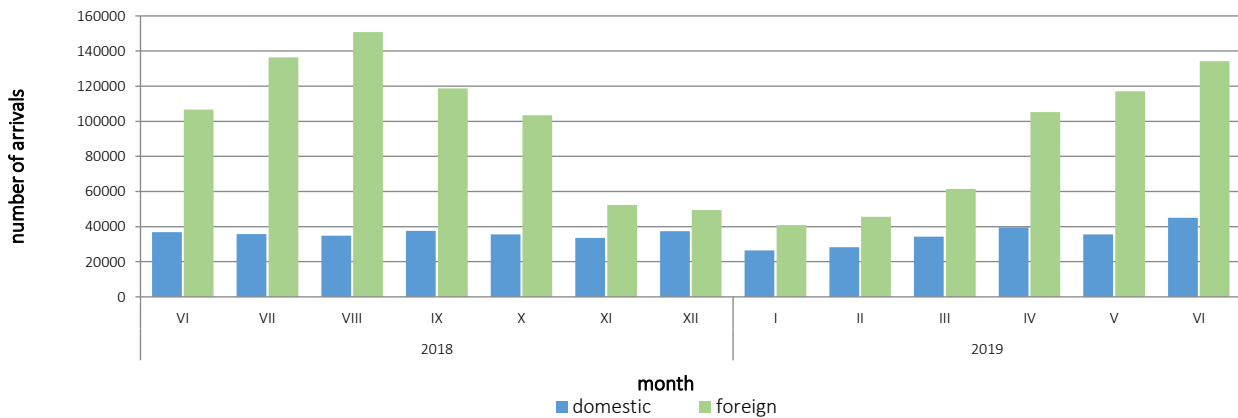


Table 2: Foreign tourist arrivals and nights, by country of residence

	Arrivals					Nights					VI 2019	
	VI 2018	V 2019	VI 2019	Indices VI 2019 V 2019	Indices VI 2019 VI 2018	VI 2018	V 2019	VI 2019	Indices VI 2019 V 2019	Indices VI 2019 VI 2018	Structure of nights %	Average number of nights by arrivals
TOTAL	106.766	117.115	134.114	114,5	125,6	201.005	207.194	245.634	118,6	122,2	100,0	1,8
Albania	349	468	480	102,6	137,5	625	835	840	100,6	134,4	0,3	1,8
Austria	2.414	2.727	2.952	108,3	122,3	4.322	4.801	5.061	105,4	117,1	2,1	1,7
Belgium	834	1.043	803	77,0	96,3	2.570	2.187	2.053	93,9	79,9	0,8	2,6
Bulgaria	631	1.136	743	65,4	117,7	1.145	1.906	1.364	71,6	119,1	0,6	1,8
Montenegro	1.171	1.941	1.315	67,7	112,3	2.556	3.738	2.614	69,9	102,3	1,1	2,0
Czech Republic	739	1.213	1.251	103,1	169,3	1.304	2.070	1.833	88,6	140,6	0,7	1,5
Denmark	430	712	586	82,3	136,3	1.225	1.534	1.616	105,3	131,9	0,7	2,8
Estonia	109	43	61	141,9	56,0	272	120	98	81,7	36,0	0,0	1,6
Finland	266	458	359	78,4	135,0	472	809	591	73,1	125,2	0,2	1,6
France	2.671	3.584	2.312	64,5	86,6	6.931	9.800	6.034	61,6	87,1	2,5	2,6
Greece	552	322	531	164,9	96,2	1.195	690	1.140	165,2	95,4	0,5	2,1
Netherlands	1.957	2.071	1.942	93,8	99,2	5.844	5.300	4.951	93,4	84,7	2,0	2,5
Croatia	8.963	9.405	10.809	114,9	120,6	15.610	18.926	17.920	94,7	114,8	7,3	1,7
Ireland	500	653	501	76,7	100,2	1.555	2.304	1.517	65,8	97,6	0,6	3,0
Iceland	13	39	43	110,3	330,8	27	74	125	168,9	463,0	0,1	2,9

(continued on next page)

(continued)

	Arrivals					Nights					VI 2019	
	VI 2018	V 2019	VI 2019	Indices VI 2019 V 2019	Indices VI 2019 VI 2018	VI 2018	V 2019	VI 2019	Indices V 2019 IV 2019	Indices V2019 V 2018	Structure of nights %	Average number of nights by arrivals
Italy	4.165	4.433	3.975	89,7	95,4	9.558	11.441	9.770	85,4	102,2	4,0	2,5
Cyprus	162	60	139	231,7	85,8	275	94	156	166,0	56,7	0,1	1,1
Latvia	45	79	51	64,6	113,3	121	179	146	81,6	120,7	0,1	2,9
Lithuania	144	142	149	104,9	103,5	208	252	288	114,3	138,5	0,1	1,9
Luxembourg	36	64	89	139,1	247,2	72	156	154	98,7	213,9	0,1	1,7
Hungary	1.684	2.033	2.464	121,2	146,3	2.678	2.852	4.024	141,1	150,3	1,6	1,6
Malta	24	18	18	100,0	75,0	39	36	54	150,0	138,5	0,0	3,0
Norway	707	445	532	119,6	75,2	1.384	836	1.186	141,9	85,7	0,5	2,2
Germany	4.116	6.627	5.734	86,5	139,3	8.311	13.252	12.830	96,8	154,4	5,2	2,2
Poland	6.763	4.561	5.380	118,0	79,6	15.775	8.412	13.416	159,5	85,0	5,5	2,5
Portugal	244	564	483	85,6	198,0	461	812	669	82,4	145,1	0,3	1,4
Romania	881	733	710	96,9	80,6	1.781	1.411	1.165	82,6	65,4	0,5	1,6
Russian Federation	595	940	695	73,9	116,8	1.275	1.785	1.175	65,8	92,2	0,5	1,7
North of Macedonia ¹⁾	871	700	905	129,3	103,9	1.748	1.260	1.858	147,5	106,3	0,8	2,1
Slovakia	467	336	539	160,4	115,4	838	755	1.046	138,5	124,8	0,4	1,9
Slovenia	6.034	7.549	6.110	80,9	101,3	10.476	12.527	9.913	79,1	94,6	4,0	1,6
Serbia	7.723	10.351	9.512	91,9	123,2	13.104	19.367	16.234	83,8	123,9	6,6	1,7
Spain	1.779	1.556	2.330	149,7	131,0	3.317	2.513	3.504	139,4	105,6	1,4	1,5
Switzerland (including Liechtenstein)	822	1.355	1.161	85,7	141,2	1.706	2.766	2.282	82,5	133,8	0,9	2,0
Sweden	1.062	1.255	999	79,6	94,1	2.358	2.574	2.009	78,0	85,2	0,8	2,0
Turkey	7.786	3.624	10.391	286,7	133,5	12.198	5.858	14.036	239,6	115,1	5,7	1,4
United Kingdom	1.963	1.930	1.801	93,3	91,7	4.121	4.884	4.012	82,1	97,4	1,6	2,2
Ukraine	186	173	260	150,3	139,8	388	591	881	149,1	227,1	0,4	3,4
Other European countries	293	354	312	88,1	106,5	717	765	739	96,6	103,1	0,3	2,4
Egypt	63	85	116	136,5	184,1	136	177	411	232,2	302,2	0,2	3,5
South Africa	59	44	134	304,5	227,1	130	161	344	213,7	264,6	0,1	2,6
Other African countries	204	253	226	89,3	110,8	432	636	459	72,2	106,3	0,2	2,0
Canada	1.036	1.106	847	76,6	81,8	1.946	1.944	1.700	87,4	87,4	0,7	2,0
USA	3.772	4.179	4.692	112,3	124,4	8.187	8.017	9.771	121,9	119,3	4,0	2,1
Other Northern American countries	134	110	154	140,0	114,9	285	208	243	116,8	85,3	0,1	1,6
Brazil	577	1.246	800	64,2	138,6	854	2.298	1.409	61,3	165,0	0,6	1,8
Other Southern and Central American countries	1.033	1.040	1.084	104,2	104,9	1.834	2.101	1.927	91,7	105,1	0,8	1,8
Bahrain	363	57	483	847,4	133,1	967	143	1.725	1206,3	178,4	0,7	3,6
India	247	279	389	139,4	157,5	627	509	744	146,2	118,7	0,3	1,9
Iran	100	8	70	875,0	70,0	237	20	231	1155,0	97,5	0,1	3,3
Israel	794	340	493	145,0	62,1	2.030	636	894	140,6	44,0	0,4	1,8
Japan	1.149	1.732	1.657	95,7	144,2	1.557	2.223	2.353	105,8	151,1	1,0	1,4
Republic of Korea	6.680	7.398	5.278	71,3	79,0	7.849	8.419	6.062	72,0	77,2	2,5	1,1
Qatar	340	62	369	595,2	108,5	1.144	122	938	768,9	82,0	0,4	2,5
China	8.692	15.631	14.459	92,5	166,3	9.678	17.240	16.024	92,9	165,6	6,5	1,1
Kuwait	643	135	990	733,3	154,0	2.180	376	3.167	842,3	145,3	1,3	3,2
Malaysia	616	1.067	643	60,3	104,4	890	1.188	764	64,3	85,8	0,3	1,2
Oman	808	57	1.407	2468,4	174,1	2.029	187	3.329	1780,2	164,1	1,4	2,4
Saudi Arabia	3.403	336	12.685	3775,3	372,8	8.187	829	29.887	3605,2	365,1	12,2	2,4
United Arab Emirates	1.409	240	2.038	849,2	144,6	3.641	474	4.838	1020,7	132,9	2,0	2,4
Other Asian countries	2.833	4.592	3.817	83,1	134,7	4.473	6.063	5.644	93,1	126,2	2,3	1,5
Australia	1.305	1.261	1.497	118,7	114,7	2.553	2.456	2.968	120,8	116,3	1,2	2,0
New Zealand	254	146	209	143,2	82,3	403	261	331	126,8	82,1	0,1	1,6
Other countries of Oceania	101,0	14	150	1071,4	148,5	194,0	34	167	491,2	86,1	0,1	1,1

¹⁾ previous FYR of Macedonia

Foreign tourist nights and arrivals, by country of residence , June 2019.

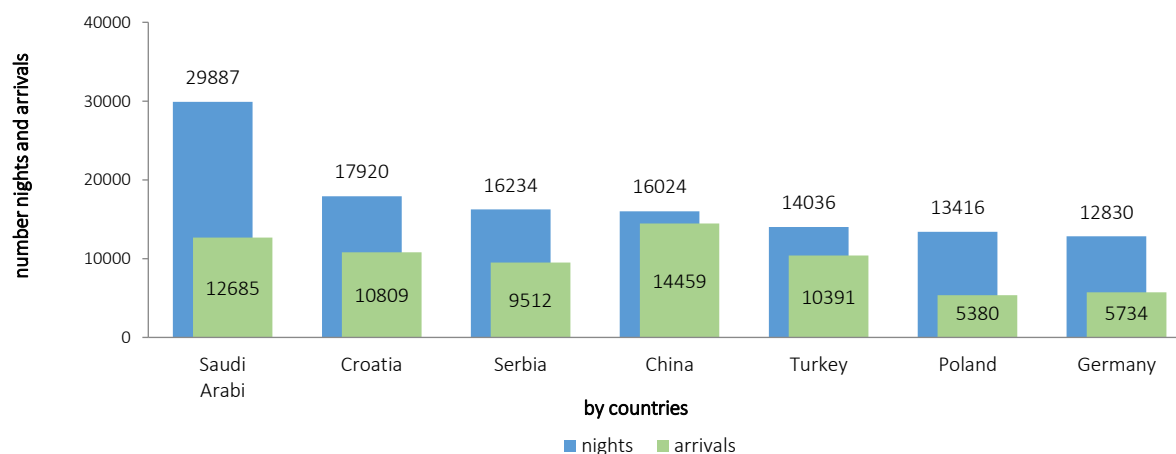


Table 4: Tourist arrivals and nights, by organisation of tourist arrivals

	Individual arrangement						Organised trip					
	Arrivals tourist			Nights tourist			Arrivals tourist			Nights tourist		
	VI 2018	VI 2019	Indices VI 2019 VI 2018	VI 2018	VI 2019	Indices VI 2019 VI 2018	VI 2018	VI 2019	Indices VI 2019 VI 2018	VI 2018	VI 2019	Indices VI 2019 VI 2018
Total	88.326	111.737	126,5	179.503	222.226	123,8	55.367	67.366	121,7	105.724	127.368	120,5
Domestic tourist	27.892	32.465	116,4	62.481	73.092	117,0	9.035	12.524	138,6	21.741	30.868	142,0
Foreign tourist	60.434	79.272	131,2	117.022	149.134	127,4	46.332	54.842	118,4	83.983	96.500	114,9

NOTES ON METHODOLOGY

The purpose of the statistical survey

The purpose of the statistical survey is to monitor the tourist activity realised in commercial accommodation establishments and to provide internationally comparable BiH's statistics of tourism in accordance with current EU Regulations for the tourism statistics.

Observation units

Observation units are all business entities /legal units which are, by the main activity, registered in accommodation activity (division 55 - KD BiH 2010), persons as well as households that rent accommodation establishments to tourists. For the purpose of the survey, Classification of Activities in Bosnia and Herzegovina - KD BiH 2010 was used, and it is fully compliant with the European Classification of Economic Activities - NACE Rev. 2.

Coverage

Reporting units are all business entities (enterprises, entrepreneurs, institutions, associations etc.) and parts thereof engaged in providing accommodation servi in tourism registered according to the CA BiH 2010 under section : 55.1 (hotels and similar accommodation), 55.2 (holiday and other short - stay accommodation), 55.3 (camps and camping grounds), 55.9 (other accommodation), health institutions for their facilities in which persons stay for medical rehabilitation (costs are on persons themselves), business entities and parts thereof engaged in tourist stay in rural households, houses, camps, apartments and rooms directly rented by private persons/households. Survey covers the entire territory of Bosnia and Herzegovina.

Source and methods of data collection

Data on turnover of tourists (number of tourist arrivals and tourist nights) are collected from regular monthly report (TU-11 form). Reports are usually made on the basis of reception records in guest books, entities and their parts engaged in organising and arranging of tourists.

Definitions

Tourism means the activity of visitors taking a trip to a main destination outside their usual environment for less than a year, for leisure, business or other personal purpose other than to be employed by a resident entity in the place visited.

Tourist is every person who, outside his place of permanent residence, spends one night in a hotel or some other accommodation facility for reasons of rest, recreation, health, study, sport, religion, family, business, public tasks or meeting.

Residence is a place where a person came with the intention of permanent stay. Tourist is registered in every place or establishment where he stays and, therefore, in case he/she changes the place or establishment, he/she must register again, which results in data ambiguity. Consequently, the statistics register the number of tourist arrivals and not the number of tourists.

Domestic tourist is a person with permanent residence in the BiH who spends at least one night in a hotel or some other accommodation establishment outside their place or residence.

Foreign tourist is every person with permanent residence outside in BiH who temporarily resides in BiH and who spends at least one night in a hotel or some other accommodation establishment.

Tourist arrivals refer to the number of persons (tourists) who arrived and registered their stay in an accommodation establishment.

Tourist nights refer to every registered overnight stay of a person (tourist) in an accommodation establishment.

Accommodation capacities are presented as the number of rooms, apartments and camping sites, and the number of permanent beds.

Permanent beds are those that are regularly ready-made for renting to guests.

Occupancy rate of permanent beds (net) in the reference period is obtained by dividing the total number of nights by the number of beds on offer and the number of days when the beds are actually available for use during the reference period. The data are expressed as a percentage.

Organization of tourist arrivals represent the way of organising touristic arrangements. Depending on the way of organising, touristic arrangement can be individual or organised (travel agencier).

Symbols

- no occurrence

0,0 value not zero but less than 0,05 unit of measure use

Published and printed by the Agency for Statistics of the Bosnia and Herzegovina, 71000 Sarajevo, Zelenih beretki 26

Phone: +387 (33) 911 911 · Telefax: +387 (33) 220 622

E-mail : bhas@bhas.gov.ba · Web site: <http://www.bhas.gov.ba>

Person responsible: Velimir Jukić, PhD, director

Prepared by: Ms. Azra Bander- Demirović

First Release data are also published on the Internet
