



FIRST RELEASE



Users are kindly requested to mention the data source

YEAR XIII

SARAJEVO, 06.09.2019.

NUMBER 7

## TOURISM STATISTICS

### Tourism in BiH, July 2019

In July 2019 tourists realised 193,043 tourist arrivals in Bosnia and Herzegovina which represent the increase by 7.8% as compared to June 2019 and increase by 12.2% as compared to July 2018. Tourists realised 423,119 tourist nights which represent the increase by 21.0% as compared to June 2019 and increase by 8.6% as compared to July 2018. Domestic tourists share of total number of overnight stays was 22.1% and foreign tourists share was 77.9%.

The number of domestic tourist nights decreased by 10.2% as compared to June 2019 and increased by 1.8% as compared to July 2018. Foreign tourist nights increased by 34.2% as compared to June 2019 and increased by 10.7% as compared to July 2018.

Concerning the structure of foreign tourist nights in July 2019, the most of them (56.8%) were realised by tourists from: Saudi Arabi with (18.1%), UAE with (8.0%), Poland with(6.7%), Turkey with (5.3%), Serbia and Croatia by with (4,3%), Germany and China by with (3,4%) and Slovenia with (3.3%). Tourists from other countries realised 43,2% of tourist nights.

Regarding the average detention of foreign tourist stays in our country on the first place comes: Kuwait with average stay by 3.7 nights, France 3.4 nights, Qatar 3.2 nights, UAE 3.1 nights, Egypt 3.0 nights and Poland by 2.9 nights.

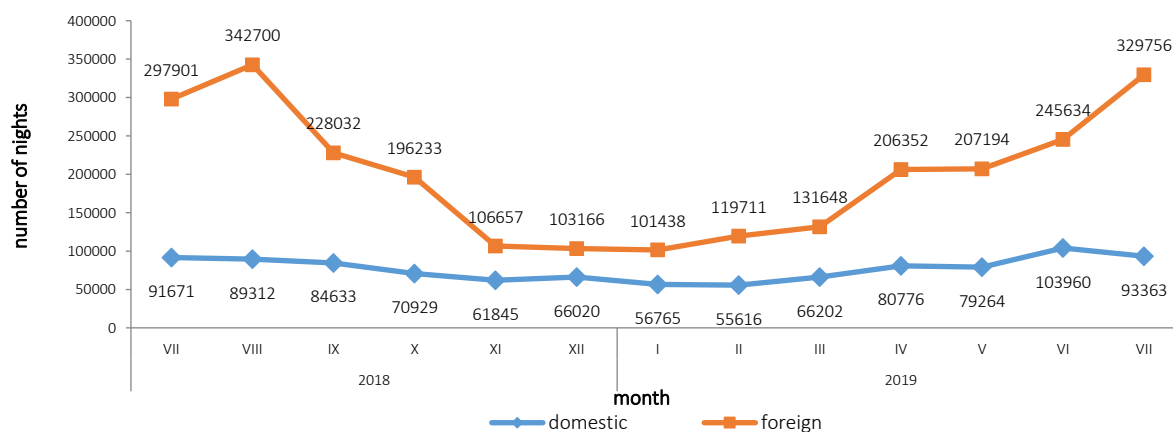
Available rooms, apartments and camping sites for tourists in Bosnia and Herzegovina in July 2019 amounted to 20.808, which is 1.9% increase compared to July 2018. Number of available beds was 44.823 beds, which is increase by 3.0%, compared to the same month of 2018.

In July 2019, in the activity - Hotels and similar accommodation, number of rooms and apartments available to tourists amounted to 18.129, which is an increase of 3.9% compared to July 2018., and number of available beds amounted to 37.226 which is an increase of 5.5%, compared to the same month of the previous year.

Net occupancy rate of permanent beds was 32.6%.

According to the type of accommodation facility the highest number of nights was recorded in Hotels and similar accommodation with share of 91.4%.

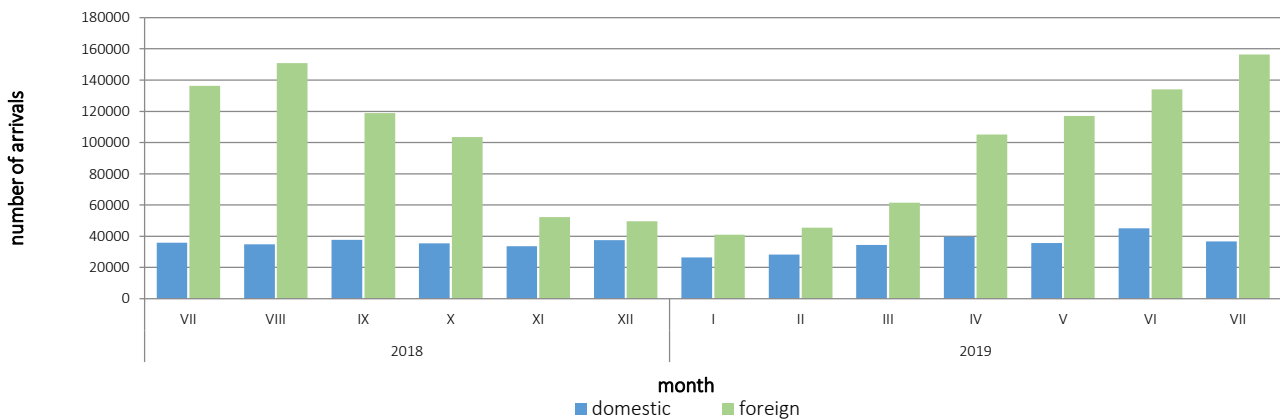
Tourist nights by months July 2018.- July 2019



**Table 1: Tourist arrivals and nights**

	Arrivals					Nights					VII 2019	
	VII 2018	VI 2019	VII 2019	Indices VII 2019 VI 2019	Indices VII 2019 VII 2018	VII 2018	VI 2019	VII 2019	Indices VII 2019 VI 2019	Indices VII 2019 VII 2018	Structure of nights %	Average number of nights by arrivals
<b>TOTAL</b>	<b>172.102</b>	<b>179.103</b>	<b>193.043</b>	<b>107,8</b>	<b>112,2</b>	<b>389.572</b>	<b>349.594</b>	<b>423.119</b>	<b>121,0</b>	<b>108,6</b>	<b>100,0</b>	<b>2,2</b>
<b>Domestic tourist</b>	35.732	44.989	36.687	81,5	102,7	91.671	103.960	93.363	89,8	101,8	22,1	2,5
<b>Foreign tourist</b>	136.370	134.114	156.356	116,6	114,7	297.901	245.634	329.756	134,2	110,7	77,9	2,1

**Tourist arrivals by months July 2018. - July 2019.**



**Table 2: Foreign tourist arrivals and nights, by country of residence**

	Arrivals					Nights					VII 2019	
	VII 2018	VI 2019	VII 2019	Indices VII 2019 VI 2019	Indices VII 2019 VII 2018	VII 2018	VI 2019	VII 2019	Indices VII 2019 VI 2019	Indices VII 2019 VII 2018	Structure of nights %	Average number of nights by arrivals
<b>TOTAL</b>	<b>136.370</b>	<b>134.114</b>	<b>156.356</b>	<b>133,5</b>	<b>114,7</b>	<b>297.901</b>	<b>245.634</b>	<b>329.756</b>	<b>159,2</b>	<b>110,7</b>	<b>100,0</b>	<b>2,1</b>
Albania	292	480	327	68,1	112,0	460	840	538	64,0	117,0	0,2	1,6
Austria	2.708	2.952	3.307	112,0	122,1	5.714	5.061	6.117	120,9	107,1	1,9	1,8
Belgium	1.207	803	1.323	164,8	109,6	2.773	2.053	3.291	160,3	118,7	1,0	2,5
Bulgaria	390	743	523	70,4	134,1	713	1.364	1.005	73,7	141,0	0,3	1,9
Montenegro	1.217	1.315	1.252	95,2	102,9	2.844	2.614	2.853	109,1	100,3	0,9	2,3
Czech Republic	946	1.251	1.098	87,8	116,1	1.575	1.833	2.135	116,5	135,6	0,6	1,9
Denmark	1.207	586	1.456	248,5	120,6	2.833	1.616	3.119	193,0	110,1	0,9	2,1
Estonia	92	61	72	118,0	78,3	210	98	123	125,5	58,6	0,0	1,7
Finland	331	359	449	125,1	135,6	615	591	1.107	187,3	180,0	0,3	2,5
France	2.421	2.312	2.052	88,8	84,8	9.870	6.034	6.881	114,0	69,7	2,1	3,4
Greece	1.010	531	772	145,4	76,4	1.997	1.140	1.521	133,4	76,2	0,5	2,0
Netherlands	2.578	1.942	2.509	129,2	97,3	5.502	4.951	5.343	107,9	97,1	1,6	2,1
Croatia	6.300	10.809	8.000	74,0	127,0	11.952	17.920	14.164	79,0	118,5	4,3	1,8
Ireland	890	501	516	103,0	58,0	3.457	1.517	1.439	94,9	41,6	0,4	2,8
Iceland	57	43	99	230,2	173,7	117	125	281	224,8	240,2	0,1	2,8

(continued on next page)



(continued)

	Arrivals					Nights					VII 2019	
	VII 2018	VI 2019	VII 2019	Indices VII 2019 VI 2019	Indices VII 2019 VII 2018	VII 2018	VI 2019	VII 2019	Indices VII 2019 VI 2019	Indices VII 2019 VII 2018	Structure of nights %	Average number of nights by arrivals
Italy	4.068	3.975	4.071	102,4	100,1	9.376	9.770	10.493	107,4	111,9	3,2	2,6
Cyprus	315	139	173	124,5	54,9	379	156	194	124,4	51,2	0,1	1,1
Latvia	151	51	124	243,1	82,1	286	146	351	240,4	122,7	0,1	2,8
Lithuania	224	149	231	155,0	103,1	264	288	605	210,1	229,2	0,2	2,6
Luxembourg	69	89	90	101,1	130,4	115	154	151	98,1	131,3	0,0	1,7
Hungary	1.871	2.464	2.295	93,1	122,7	3.420	4.024	4.183	104,0	122,3	1,3	1,8
Malta	131	18	42	233,3	32,1	396	54	66	122,2	16,7	0,0	1,6
Norway	968	532	1.039	195,3	107,3	2.034	1.186	2.260	190,6	111,1	0,7	2,2
Germany	5.178	5.734	5.243	91,4	101,3	11.908	12.830	11.242	87,6	94,4	3,4	2,1
Poland	8.212	5.380	7.644	142,1	93,1	25.528	13.416	22.060	164,4	86,4	6,7	2,9
Portugal	864	483	717	148,4	83,0	1.121	669	959	143,3	85,5	0,3	1,3
Romania	806	710	819	115,4	101,6	1.669	1.165	1.428	122,6	85,6	0,4	1,7
Russian Federation	500	695	699	100,6	139,8	904	1.175	1.444	122,9	159,7	0,4	2,1
North of Macedonia <sup>1)</sup>	633	905	733	81,0	115,8	1.226	1.858	1.241	66,8	101,2	0,4	1,7
Slovakia	757	539	693	128,6	91,5	1.556	1.046	1.244	118,9	79,9	0,4	1,8
Slovenia	4.748	6.110	5.041	82,5	106,2	10.693	9.913	10.850	109,5	101,5	3,3	2,2
Serbia	7.151	9.512	7.863	82,7	110,0	12.948	16.234	14.220	87,6	109,8	4,3	1,8
Spain	2.318	2.330	2.817	120,9	121,5	4.338	3.504	5.148	146,9	118,7	1,6	1,8
Switzerland (including Liechtenstein)	1.768	1.161	2.099	180,8	118,7	3.731	2.282	3.894	170,6	104,4	1,2	1,9
Sweden	2.843	999	3.012	301,5	105,9	6.781	2.009	6.706	333,8	98,9	2,0	2,2
Turkey	17.886	10.391	13.651	131,4	76,3	22.396	14.036	17.327	123,4	77,4	5,3	1,3
United Kingdom	1.556	1.801	1.831	101,7	117,7	3.493	4.012	4.107	102,4	117,6	1,2	2,2
Ukraine	274	260	237	91,2	86,5	534	881	521	59,1	97,6	0,2	2,2
Other European countries	621	312	290	92,9	46,7	1.302	739	790	106,9	60,7	0,2	2,7
Egypt	92	116	182	156,9	197,8	328	411	551	134,1	168,0	0,2	3,0
South Africa	130	134	122	91,0	93,8	287	344	169	49,1	58,9	0,1	1,4
Other African countries	280	226	352	155,8	125,7	698	459	848	184,7	121,5	0,3	2,4
Canada	1.022	847	995	117,5	97,4	2.034	1.700	2.190	128,8	107,7	0,7	2,2
USA	3.805	4.692	4.165	88,8	109,5	8.535	9.771	9.223	94,4	108,1	2,8	2,2
Other Northern American countries	134	154	104	67,5	77,6	299	243	222	91,4	74,2	0,1	2,1
Brazil	373	800	570	71,3	152,8	705	1.409	1.054	74,8	149,5	0,3	1,8
Other Southern and Central American countries	461	1.084	744	68,6	161,4	1.024	1.927	1.402	72,8	136,9	0,4	1,9
Bahrain	1.574	483	2.092	433,1	132,9	4.816	1.725	5.834	338,2	121,1	1,8	2,8
India	206	389	271	69,7	131,6	417	744	536	72,0	128,5	0,2	2,0
Iran	165	70	112	160,0	67,9	498	231	315	136,4	63,3	0,1	2,8
Israel	1.928	493	1.445	293,1	74,9	5.001	894	3.535	395,4	70,7	1,1	2,4
Japan	689	1.657	1.374	82,9	199,4	949	2.353	1.735	73,7	182,8	0,5	1,3
Republic of Korea	4.797	5.278	4.474	84,8	93,3	5.499	6.062	5.463	90,1	99,3	1,7	1,2
Qatar	976	369	1.080	292,7	110,7	3.657	938	3.418	364,4	93,5	1,0	3,2
China	4.166	14.459	9.223	63,8	221,4	5.019	16.024	11.107	69,3	221,3	3,4	1,2
Kuwait	1.711	990	2.110	213,1	123,3	5.820	3.167	7.760	245,0	133,3	2,4	3,7
Malaysia	213	643	315	49,0	147,9	313	764	456	59,7	145,7	0,1	1,4
Oman	3.569	1.407	3.448	245,1	96,6	9.193	3.329	8.597	258,2	93,5	2,6	2,5
Saudi Arabia	10.463	12.685	25.343	199,8	242,2	25.696	29.887	59.622	199,5	232,0	18,1	2,4
United Arab Emirates	10.113	2.038	8.444	414,3	83,5	32.647	4.838	26.265	542,9	80,5	8,0	3,1
Other Asian countries	1.930	3.817	2.126	55,7	110,2	3.787	5.644	4.019	71,2	106,1	1,2	1,9
Australia	1.761	1.497	1.794	119,8	101,9	3.224	2.968	3.458	116,5	107,3	1,0	1,9
New Zealand	205	209	230	110,0	112,2	349	331	508	153,5	145,6	0,2	2,2
Other countries of Oceania	49,0	150	32	21,3	65,3	76,0	167	68	40,7	89,5	0,0	2,1

<sup>1)</sup> previous FYR of Macedonia

Foreign tourist nights and arrivals, by country of residence , July 2019.

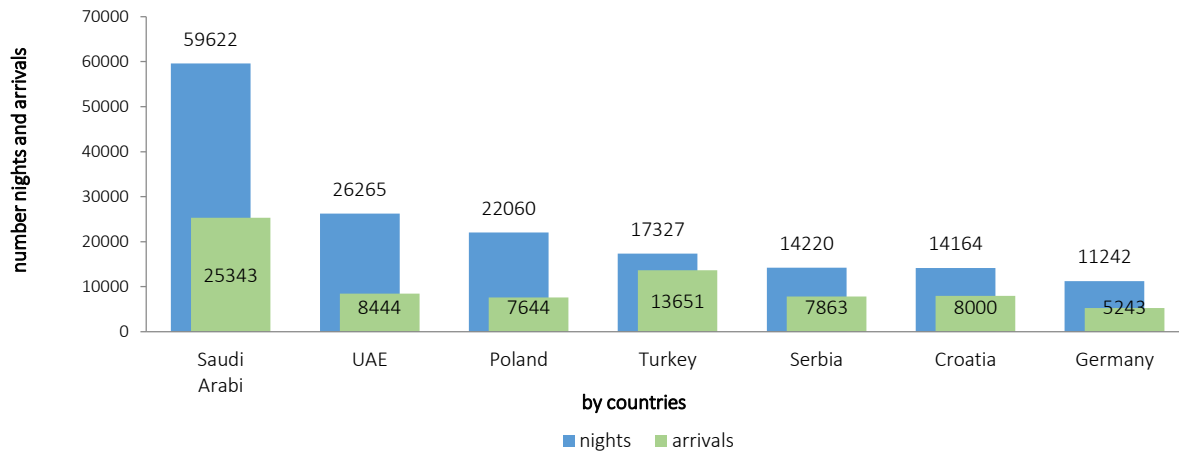


Table 3: Tourist arrivals and nights according to the classification of activities 1)

	Arrivals					Nights					VII 2019
	VII 2018	VI 2019	VII 2019	Indices VII 2019 VI 2019	Indices VII 2019 VII 2018	VII 2018	VI 2019	VII 2019	Indices VII 2019 VI 2019	Indices VII 2019 VII 2018	Structure of nights %
<b>Total</b>	<b>172.102</b>	<b>179.103</b>	<b>193.043</b>	<b>107,8</b>	<b>112,2</b>	<b>389.572</b>	<b>349.594</b>	<b>423.119</b>	<b>121,0</b>	<b>108,6</b>	<b>100,0</b>
Hotels and similar accommodation	157.134	167.432	178.770	106,8	113,8	351.373	320.586	386.529	120,6	110,0	91,4
Holiday and other short-stay accommodation	7.851	7.374	8.591	116,5	109,4	17.418	14.952	18.417	123,2	105,7	4,4
Camps and camping grounds	4.158	3.210	4.432	138,1	106,6	7.335	4.970	7.527	151,4	102,6	1,8
Other accommodation	2.959	1.087	1.250	115,0	42,2	13.446	9.086	10.646	117,2	79,2	2,5
<b>Domestic tourist</b>	<b>35.732</b>	<b>44.989</b>	<b>36.687</b>	<b>81,5</b>	<b>102,7</b>	<b>91.671</b>	<b>103.960</b>	<b>93.363</b>	<b>89,8</b>	<b>101,8</b>	<b>22,1</b>
Hotels and similar accommodation	31.257	41.460	32.862	79,3	105,1	75.983	91.302	78.408	85,9	103,2	18,5
Holiday and other short-stay accommodation	1.952	2.362	2.208	93,5	113,1	3.754	3.817	4.275	112,0	113,9	1,0
Camps and camping grounds	662	216	524	242,6	79,2	857	329	739	224,6	86,2	0,2
Other accommodation	1.861	951	1.093	114,9	58,7	11.077	8.512	9.941	116,8	89,7	2,3
<b>Foreign tourist</b>	<b>136.370</b>	<b>134.114</b>	<b>156.356</b>	<b>116,6</b>	<b>114,7</b>	<b>297.901</b>	<b>245.634</b>	<b>329.756</b>	<b>134,2</b>	<b>110,7</b>	<b>77,9</b>
Hotels and similar accommodation	125.877	125.972	145.908	115,8	115,9	275.390	229.284	308.121	134,4	111,9	72,8
Holiday and other short-stay accommodation	5.899	5.012	6.383	127,4	108,2	13.664	11.135	14.142	127,0	103,5	3,3
Camps and camping grounds	3.496	2.994	3.908	130,5	111,8	6.478	4.641	6.788	146,3	104,8	1,6
Other accommodation	1.098	136	157	115,4	14,3	2.369	574	705	122,8	29,8	0,2

1) The Classification of Economic Activities of BiH 2010

**Table 4: Tourist arrivals and nights, by organisation of tourist arrivals**

	Individual arrangement						Organised trip					
	Arrivals tourist			Nights tourist			Arrivals tourist			Nights tourist		
	VII 2018	VII 2019	Indices VII 2019 VII 2018	VII 2018	VII 2019	Indices VII 2019 VII 2018	VII 2018	VII 2019	Indices VII 2019 VII 2018	VII 2018	VII 2019	Indices VII 2019 VII 2018
<b>Total</b>	<b>117.628</b>	<b>133.388</b>	<b>113,4</b>	<b>261.211</b>	<b>299.940</b>	<b>114,8</b>	<b>54.474</b>	<b>59.655</b>	<b>109,5</b>	<b>128.361</b>	<b>123.179</b>	<b>96,0</b>
<b>Domestic tourist</b>	31.378	31.586	100,7	79.593	78.584	98,7	4.354	5.101	117,2	12.078	14.779	122,4
<b>Foreign tourist</b>	86.250	101.802	118,0	181.618	221.356	121,9	50.120	54.554	108,8	116.283	108.400	93,2

**NOTES ON METHODOLOGY****The purpose of the statistical survey**

The purpose of the statistical survey is to monitor the tourist activity realised in commercial accommodation establishments and to provide internationally comparable BiH's statistics of tourism in accordance with current EU Regulations for the tourism statistics.

**Observation units**

Observation units are all business entities /legal units which are, by the main activity, registered in accommodation activity (division 55 - KD BiH 2010), persons as well as households that rent accommodation establishments to tourists. For the purpose of the survey, Classification of Activities in Bosnia and Herzegovina - KD BiH 2010 was used, and it is fully compliant with the European Classification of Economic Activities - NACE Rev. 2.

**Coverage**

Reporting units are all business entities (enterprises, entrepreneurs, institutions, associations etc.) and parts thereof engaged in providing accommodation servi in tourism registered according to the CA BiH 2010 under section : 55.1 (hotels and similar accommodation), 55.2 (holiday and other short - stay accommodation), 55.3 (camps and camping grounds), 55.9 (other accommodation), health institutions for their facilities in which persons stay for medical rehabilitation (costs are on persons themselves), business entities and parts thereof engaged in tourist stay in rural households, houses, camps, apartments and rooms directly rented by private persons/households. Survey covers the entire territory of Bosnia and Herzegovina.

**Source and methods of data collection**

Data on turnover of tourists (number of tourist arrivals and tourist nights) are collected from regular monthly report (TU-11 form). Reports are usually made on the basis of reception records in guest books, entities and their parts engaged in organising and arranging of tourists.

**Definitions**

**Tourism** means the activity of visitors taking a trip to a main destination outside their usual environment for less than a year, for leisure, business or other personal purpose other than to be employed by a resident entity in the place visited.

**Tourist** is every person who, outside his place of permanent residence, spends one night in a hotel or some other accommodation facility for reasons of rest, recreation, health, study, sport, religion, family, business, public tasks or meeting.

**Residence** is a place where a person came with the intention of permanent stay. Tourist is registered in every place or establishment where he stays and, therefore, in case he/she changes the place or establishment, he/she must register again, which results in data ambiguity. Consequently, the statistics register the number of tourist arrivals and not the number of tourists.

**Domestic tourist** is a person with permanent residence in the BiH who spends at least one night in a hotel or same other accommodation establishment outside their place or residence.

**Foreign tourist** is every person with permanent residence outside in BiH who temporarily resides in BiH and who spends at least one night in a hotel or same other accommodation establishment.

**Tourist arrivals** refer to the number of persons (tourists) who arrived and registered their stay in an accommodation establishment.

**Tourist nights** refer to every registered overnight stay of a person (tourist) in an accommodation establishment.

**Accommodation capacities** are presented as the number of rooms, apartments and camping sites, and the number of permanent beds.

**Permanent beds** are those that are regularly ready-made for renting to guests.

**Occupancy rate of permanent beds (net)** in the reference period is obtained by dividing the total number of nights by the number of beds on offer and the number of days when the beds are actually available for use during the reference period. The data are expressed as a percentage.

**Organization of tourist arrivals** represent the way of organising touristic arrangements. Depending on the way of organising, touristic arrangement can be individual or organised (travel agency).

#### **Symbols**

- no occurrence

0,0 value not zero but less than 0,05 unit of measure use

---

Published and printed by the Agency for Statistics of the Bosnia and Herzegovina, 71000 Sarajevo, Zelenih beretki 26

Phone: +387 (33) 911 911 · Telefax: +387 (33) 220 622

E-mail : [bhas@bhas.gov.ba](mailto:bhas@bhas.gov.ba) · Web site: <http://www.bhas.gov.ba>

Person responsible: Velimir Jukić, PhD, director

Prepared by: Ms. Azra Bander- Demirović

First Release data are also published on the Internet

---