



Users are kindly requested to mention the data source

YEAR XIII

SARAJEVO, 17.06.2019.

NUMBER 03

TOURISM STATISTICS

Cumulative data, January –April 2019

In the period from January – April 2019 tourists realised 381,896 tourists arrivals which represent the increase by 10.5% and 818,852 overnight stays which is increase by 12.4% as compared to the same period of 2018.

The number of domestic tourist nights increased by 10.3% and number of foreign tourist nights increased by 13.4% as compared to the same period of 2018. Domestic tourist's share of total number of overnight stays was 37.7% and foreign tourists share was 68.3%.

Concerning the structure of foreign tourist nights, most of them (64.4%) were realised by tourists from Croatia (23.3%), Serbia (13.4%), Slovenia (6.5%), Italy (5.2%), Germany and Turkey (4.7% each), China (3.6%) and United Arab Emirates (3.1%) Tourists from other countries realised 35.6% of tourist nights.

Regarding the average detention of foreign tourist stays, on the first place comes Estonia with average stay of 3.9 nights, Latvia with 3.6 nights, Island with 3.4 nights, Kuwait with 3.2 nights and Ireland and Finland by 3.0 nights

According to the type of accommodation facility the highest number of nights was recorded in Hotels and similar accommodation with share of 93.4%.

Tourists nights, January - April 2018. and 2019.

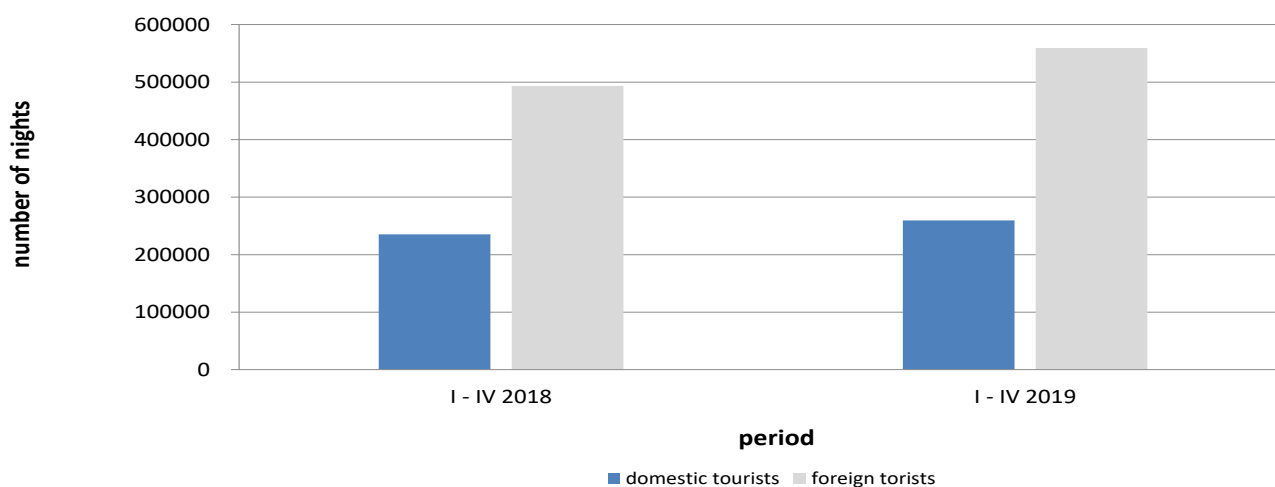
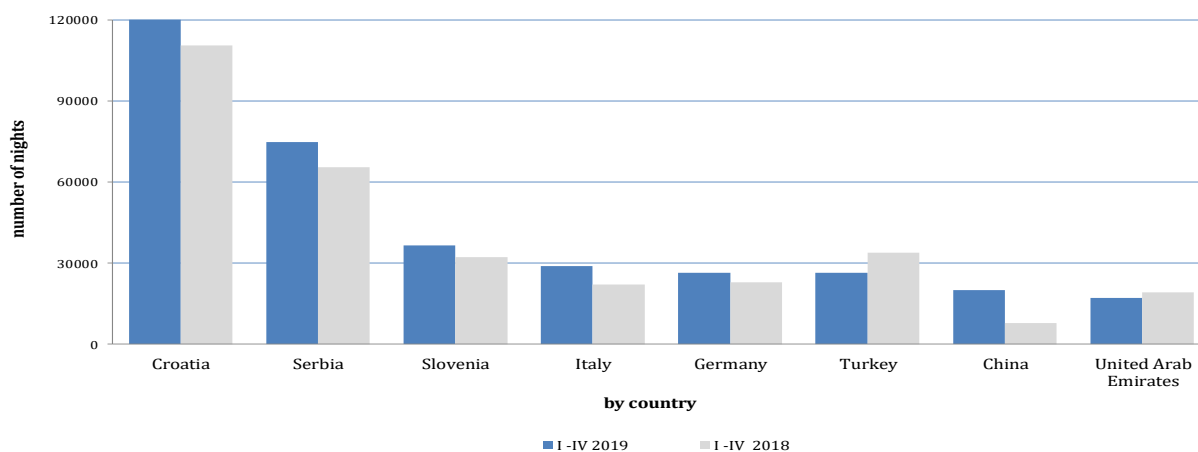


Table1 : Tourist arrivals and nights

	ARRIVALS			NIGHTS			I - IV 2019	
	I- IV 2018 *	I- IV 2019	Indices $\frac{I-IV\ 2019}{I-IV\ 2018}$	I- IV 2018 *	I- IV 2019	Indices $\frac{I-IV\ 2019}{I-IV\ 2018}$	Structure of nights %	Average number of nights by arrivals
TOTAL	345,600	381,896	110.5	728,747	818,852	112.4	100,0	2,1
Domestic tourist	120,062	128,709	107.2	235,272	259,473	110.3	31,7	2,0
Foreign tourist	225,538	253,187	112.3	493,475	559,379	113.4	68,3	2,2

*) final dana

**Foreign tourist nights by country of residence January - April
2018. and 2019.**



	ARRIVALS			NIGHTS			I - IV 2019	
	I- IV 2018 *	I- IV 2019	Indices $\frac{I-IV\ 2019}{I-IV\ 2018}$	I- IV 2018 *	I- IV 2019	Indices $\frac{I-IV\ 2019}{I-IV\ 2018}$	Structure of nights %	Average number of nights by arrivals
TOTAL	225,538	253,187	112.3	493,475	559,379	113.4	100,0	2,2
Albania	1,315	1,328	101.0	2,166	2,607	120.4	0,5	2,0
Austria	6,369	6,386	100.3	11,845	12,885	108.8	2,3	2,0
Belgium	1,010	1,083	107.2	2,037	2,768	135.9	0,5	2,6
Bulgaria	1,581	1,917	121.3	2,720	3,363	123.6	0,6	1,8
Montenegro	5,912	6,129	103.7	12,988	14,341	110.4	2,6	2,3
Czech Republic	1,062	1,720	162.0	2,110	3,804	180.3	0,7	2,2
Denmark	1,277	1,221	95.6	3,333	3,299	99.0	0,6	2,7
Estonia	35	94	268.6	76	368	484.2	0,1	3,9
Finland	292	450	154.1	649	1,333	205.4	0,2	3,0
France	2,928	2,437	83.2	6,169	5,974	96.8	1,1	2,5
Greece	529	931	176.0	1,080	2,060	190.7	0,4	2,2
Netherlands	2,320	2,929	126.3	7,239	7,988	110.3	1,4	2,7
Croatia	40,981	49,031	119.6	110,516	130,145	117.8	23,3	2,7
Ireland	759	714	94.1	2,343	2,133	91.0	0,4	3,0
Iceland	55	72	130.9	130	247	190.0	0,0	3,4

(continued on next page)

(continued)

	ARRIVALS			NIGHTS			I - IV 2019	
	I - IV 2018 *	I - IV 2019	Indices I-IV 2019 I-IV 2018	I - IV 2018 *	I - IV 2019	Indices I-IV 2019 I-IV 2018	Structure of nights %	Average number of nights by arrivals
Italy	10,014	11,542	115,3	22,188	29,027	130,8	5,2	2,5
Cyprus	42	80	190,5	91	229	251,6	0,0	2,9
Latvia	52	110	211,5	106	394	371,7	0,1	3,6
Lithuania	121	192	158,7	224	541	241,5	0,1	2,8
Luxembourg	160	199	124,4	315	547	173,7	0,1	2,7
Hungary	2,780	2,976	107,1	5,616	6,062	107,9	1,1	2,0
Malta	20	36	180,0	58	100	172	0,0	2,8
Norway	837	909	108,6	2,093	2,233	106,7	0,4	2,5
Germany	10,789	12,023	111,4	22,993	26,387	114,8	4,7	2,2
Poland	3,102	3,319	107,0	5,554	7,324	131,9	1,3	2,2
Portugal	232	315	135,8	557	582	104,5	0,1	1,8
Romania	1,269	1,129	89,0	3,800	3,141	82,7	0,6	2,8
Russian Federation	1,638	1,364	83,3	3,509	3,486	99,3	0,6	2,6
Southern Macedonia 1)	2,960	3,206	108,3	6,114	6,846	112,0	1,2	2,1
Slovakia	742	756	101,9	1,387	1,978	142,6	0,4	2,6
Slovenia	16,603	16,827	101,3	32,325	36,547	113,1	6,5	2,2
Serbia	28,280	32,068	113,4	65,443	74,805	114,3	13,4	2,3
Spain	1,554	1,574	101,3	2,759	3,477	126,0	0,6	2,2
Switzerland (including Liechtenstein)	2,115	2,438	115,3	4,676	6,467	138,3	1,2	2,7
Sweden	2,554	2,336	91,5	6,102	5,867	96,1	1,0	2,5
Turkey	17,574	13,537	77,0	33,793	26,363	78,0	4,7	1,9
United Kingdom	2,460	2,803	113,9	5,876	7,089	120,6	1,3	2,5
Ukraine	302	447	148,0	751	1,236	164,6	0,2	2,8
Other European countries	673	977	145,2	1,605	2,739	170,7	0,5	2,8
Egypt	271	404	149,1	736	988	134,2	0,2	2,4
South Africa	94	88	93,6	306	253	82,7	0,0	2,9
Other African countries	540	671	124,3	2,287	2,389	104,5	0,4	3,6
Canada	648	764	117,9	1,440	2,078	144,3	0,4	2,7
USA	4,229	5,303	125,4	9,364	12,172	130,0	2,2	2,3
Other Northern American countries	105	136	129,5	180	295	163,9	0,1	2,2
Brazil	458	409	89,3	810	1,158	143,0	0,2	2,8
Other Southern and Central American countries	772	847	109,7	1,747	2,001	114,5	0,4	2,4
Bahrain	1,180	831	70,4	3,340	2,261	67,7	0,4	2,7
India	414	384	92,8	1,110	911	82,1	0,2	2,4
Iran	188	108	57,4	434	191	44,0	0,0	1,8
Israel	1,490	650	43,6	3,591	1,638	45,6	0,3	2,5
Japan	1,208	1,658	137,3	1,523	2,177	142,9	0,4	1,3
Republic of Korea	9,026	10,739	119,0	9,506	11,281	118,7	2,0	1,1
Qatar	703	905	128,7	2,410	2,246	93,2	0,4	2,5
China	6,355	15,691	246,9	7,832	20,041	255,9	3,6	1,3
Kuwait	1,463	1,060	72,5	5,151	3,400	66,0	0,6	3,2
Malaysia	6,381	6,425	100,7	8,346	8,426	101,0	1,5	1,3
Oman	2,153	1,359	63,1	5,230	3,130	59,8	0,6	2,3
Saudi Arabia	1,664	2,629	158,0	4,431	5,976	134,9	1,1	2,3
United Arab Emirates	6,379	6,191	97,1	19,264	17,064	88,6	3,1	2,8
Other Asian countries	5,363	7,483	139,5	8,765	10,614	121,1	1,9	1,4
Australia	759	696	91,7	1,842	1,571	85,3	0,3	2,3
New Zealand	93	76	81,7	132	181	137,1	0,0	2,4
Other countries of Oceania	304	75	24,7	362	155	42,8	0,0	2,1

*) final data

1) before FYR of Macedonia

Structure of tourists nights according to the classification of activity 1) January - April 2018. and 2019.

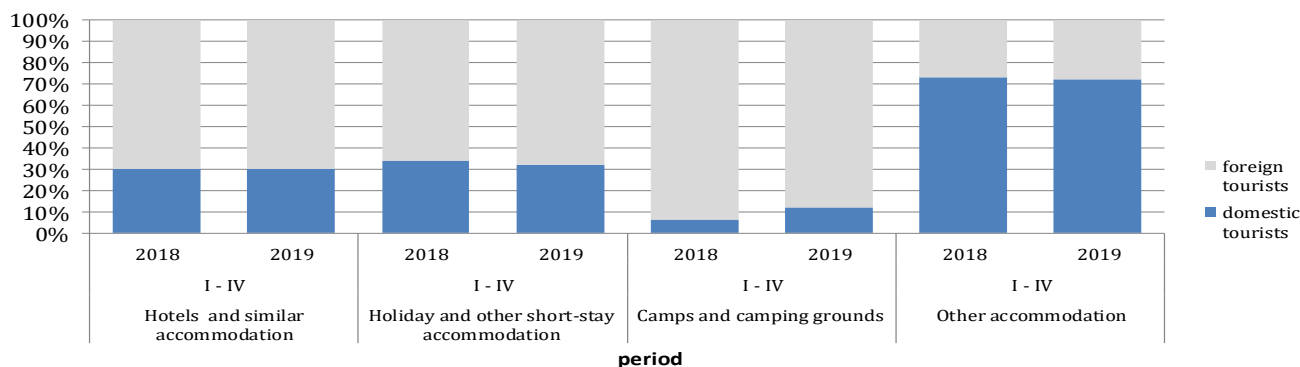


Table 3 : Tourist arrivals and nights according to the classification of activities ¹⁾

	ARRIVALS			NIGHTS			I - IV 2019
	I - IV 2018 *	I - IV 2019	Indices $\frac{I-IV\ 2019}{I-IV\ 2018}$	I - IV 2018 *	I - IV 2019	Indices $\frac{I-IV\ 2019}{I-IV\ 2018}$	Structure of nights %
TOTAL	345,600	381,896	110.5	728,747	818,852	112.4	100,0
Hotels and similar accommodation	325,609	365,442	112.2	668,592	764,560	114.4	93,4
Holiday and other short-stay accommodation	13,075	12,693	97.1	27,861	27,890	100.1	3,4
Camps and camping grounds	900	791	87.9	2,029	1,624	80.0	0,2
Other accommodation	6,016	2,970	49.4	30,265	24,778	81.9	3,0
Domestic tourists	120,062	128,709	107.2	235,272	259,473	110.3	31,7
Hotels and similar accommodation	110,106	121,455	110.3	203,430	232,453	114.3	28,4
Holiday and other short-stay accommodation	5,342	5,098	95.4	9,523	8,963	94.1	1,1
Camps and camping grounds	115	96	83.5	131	198	151.1	0,0
Other accommodation	4,499	2,060	45.8	22,188	17,859	80.5	2,2
Foreign tourist	225,538	253,187	112.3	493,475	559,379	113.4	68,3
Hotels and similar accommodation	215,503	243,987	113.2	465,162	53,211	114.4	65,0
Holiday and other short-stay accommodation	7,733	7,595	98.2	18,338	18,927	103.2	2,3
Camps and camping grounds	785	695	88.5	1,898	1,426	75.1	0,2
Other accommodation	1,517	910	60.0	8,077	6,919	85.7	0,8

¹⁾ The Classification of Economic Activities of BiH 2010

*) final data

NOTES ON METHODOLOGY

The purpose of the statistical survey

The purpose of the statistical survey is to monitor the tourist activity realised in commercial accommodation establishments and to provide internationally comparable BiH's statistics of tourism in accordance with current EU standards for the tourism statistics.

Observation units

Observation units are all business entities /legal units which are, by the main activity, registered in accommodation activity (division 55 - KD BiH 2010), persons as well as households that rent accommodation establishments to tourists. For the purpose of the survey, Classification of Activities in Bosnia and Herzegovina - KD BiH 2010 was used, and it is fully compliant with the European Classification of Economic Activities - NACE Rev. 2.

Coverage

Reporting units are all business entities (enterprises, entrepreneurs, institutions, associations etc.) and parts thereof engaged in providing accommodation services in tourism registered according to the CA BiH 2010 under section : 55.1 (hotels and similar accommodation), 55.2 (holiday and other short - stay accommodation), 55.3 (camps and camping grounds), 55.9 (other accommodation), health institutions for their facilities in which persons stay for medical rehabilitation (costs are on persons themselves), business entities and parts thereof engaged in tourist stay in rural households, houses, camps, apartments and rooms directly rented by private persons/households. Survey covers the entire territory of Bosnia and Herzegovina.

Source and methods of data collection

Data on turnover of tourists (number of tourist arrivals and tourist nights) are collected from regular monthly report (TU-11 form). Reports are usually made on the basis of reception records in guest books, entities and their parts engaged in organising and arranging of tourists.

Definitions

Tourism means the activity of visitors taking a trip to a main destination outside their usual environment for less than a year, for leisure, business or other personal purpose other than to be employed by a resident entity in the place visited.

Tourist is every person who, outside his place of permanent residence, spends one night in a hotel or some other accommodation facility for reasons of rest, recreation, health, study, sport, religion, family, business, public tasks or meeting.

Residence is a place where a person came with the intention of permanent stay. Tourist is registered in every place or establishment where he stays and, therefore, in case he/she changes the place or establishment, he/she must register again, which results in data ambiguity. Consequently, the statistics register the number of tourist arrivals and not the number of tourists.

Domestic tourist is a person with permanent residence in the BiH who spends at least one night in a hotel or some other accommodation establishment outside their place or residence.

Foreign tourist is every person with permanent residence outside in BiH who temporarily resides in BiH and who spends at least one night in a hotel or some other accommodation establishment.

Symbols

- no occurrence

0,0 value not zero but less than 0,05 unit of measure use

Published and printed by the Agency for Statistics of the Bosnia and Herzegovina, 71000 Sarajevo, Zelenih beretki 26

Phone: +387 (33) 911 911 · Telefax: +387 (33) 220 622

E-mail : bhas@bhas.gov.ba · Web site: <http://www.bhas.gov.ba>

Person responsible: Velimir Jukić, PhD, director

Prepared by: Ms. Jasmina Omić

First Release data are also published on the Internet
