



# SAOPĆENJE

## FIRST RELEASE



Molimo korisnike da prilikom upotrebe podataka obavezno navedu izvor  
*Users are kindly requested to mention the data source*

GODINA/ YEAR XI

SARAJEVO, 15.12.2020.

BROJ/ NUMBER 3

## SAOBRAĆAJ TRANSPORT

### CESTOVNI, ŽELJEZNIČKI I VAZDUŠNI SAOBRAĆAJ III kvartal 2020. godine ROAD TRANSPORT, RAILWAY TRANSPORT AND AIR TRANSPORT 3<sup>rd</sup> quarter 2020.

Značajan pad svih indikatora u cestovnom, željezničkom i vazdušnom saobraćaju u III kvartalu 2020., uzorkovan je uticajem epidimije COVID-2019.

U cestovnom prijevozu robe broj pređenih kilometara vozila u III kvartalu 2020. godine u odnosu na III kvartal prethodne godine manji je za 13,9%. Opseg prevezene robe manji je za 12,8%. Ostvareni tonski kilometri manji su za 16,9%.

U cestovnom prijevozu putnika pređeni kilometri vozila manji su za 61,2%. Broj prevezenih putnika manji je za 60,8% u odnosu na drugi kvartal prethodne godine. Ostvareni putnički kilometri manji su za 68,2% u odnosu na isti kvartal prethodne godine.

U gradsko-prigradskom prijevozu u III kvartalu 2020. godine u odnosu na isti kvartal prethodne godine pređeni kilometri vozila manji su za 19,9%, a broj prevezenih putnika manji je za 25,4%.

U željezničkom prijevozu robe opseg prevezene robe u III kvartalu 2020. godine manji je za 16,3%, a broj ostvarenih tonskih kilometara manji je za 23,3% u odnosu na isti kvartal prethodne godine.

Broj prevezenih putnika željeznicom u III kvartalu 2020. godine manji je za čak 79,6%, a broj ostvarenih putničkih kilometara manji je za 84,0% u odnosu na isti kvartal prethodne godine.

U III kvartalu 2020. godine broj aerodromskih operacija pokazuje pad od 57,3% u odnosu na isti kvartal prethodne godine. Broj prevezenih putnika manji je za čak 79,1% u odnosu na isti kvartal prethodne godine.

*The significant decline in all indicators in road, rail and air transport in the second quarter of 2020 is a consequence of the impact of the COVID-2019 epidemic.*

*In the road transport of goods in the third quarter of 2020, the number of kilometres covered by vehicles is less by 13.9%, compared to the second quarter of the previous year. The volume of transported goods are lower by 12.8%. Achieved tonne -kilometres are decreased by 16.9%.*

*In the road transport of passengers the vehicle kilometres that are shows decreased by 61.2%. The number of transported passengers are decreased by 60.8% compared to the third quarter of the previous year. Achieved passenger kilometres are decreased by 68.2 % compared to the same quarter of the previous year.*

*In the third quarter of 2020 the number of total kilometres covered in urban-suburban transport are decreased by 19.9% compared to the same quarter of the previous year, while the number of passengers transported was slightly lower by 25.4%.*

*In the third quarter of the 2020 the volume of transported goods in the railway transport are decreased by 16.3%, and the number of achieved tonne - kilometres is decreased by 23.3% compared to the same quarter of the previous year.*

*In the third quarter of 2020 the number of transported passengers in the railway transport are decreased by even 79.6%, and the number of achieved passenger kilometres are decreased by 84.0% compared to the same quarter of the previous year*

*In the quarter quarter of 2020 the number of aircraft movements indicates an decreased of 57.3% compared to the same quarter of the previous year. The number of transported passengers is less by even 79.1% compared to the same quarter of the previous year.*

## CESTOVNI PRIJEVOZ

### ROAD TRANSPORT

Obim saobraćaja po indikatorima saobraćaja	III kvartal/ quarter	I-III kvartal/ quarter	II kvartal/ quarter	III kvartal/ quarter	I-III kvartal/ quarter	Volume of transport by transport indicators
	2019.		2020.			
<b>PRIJEVOZ ROBE / TRANSPORT OF GOODS</b>						
Pređeni kilometri vozila, 000	157.047	445.619	123.704*	135.265	390.560	Vehicle-kilometres covered,000
Prevezeno tona robe, 000 t	2.532	6.892	2.007*	2.207	6.230	Tons of goods transported, 000t
Tonski kilometri, 000	1.156.772	3.265.585	872.397*	961.002	2.790.590	Tonne- kilometres, 000
<b>PRIJEVOZ PUTNIKA/ TRANSPORT OF PASSENGERS</b>						
Pređeni kilometri vozila, 000	24.945	71.755	4.945*	9.682	32.455	Vehicle-kilometres covered,000
Prevezeni putnici, 000	3.777	10.480	574*	1.480	4.461	Passenger transported, 000
Putnički kilometri, 000	470.132	1.287.315	61.943*	149.374	527.907	Passenger- kilometres,000

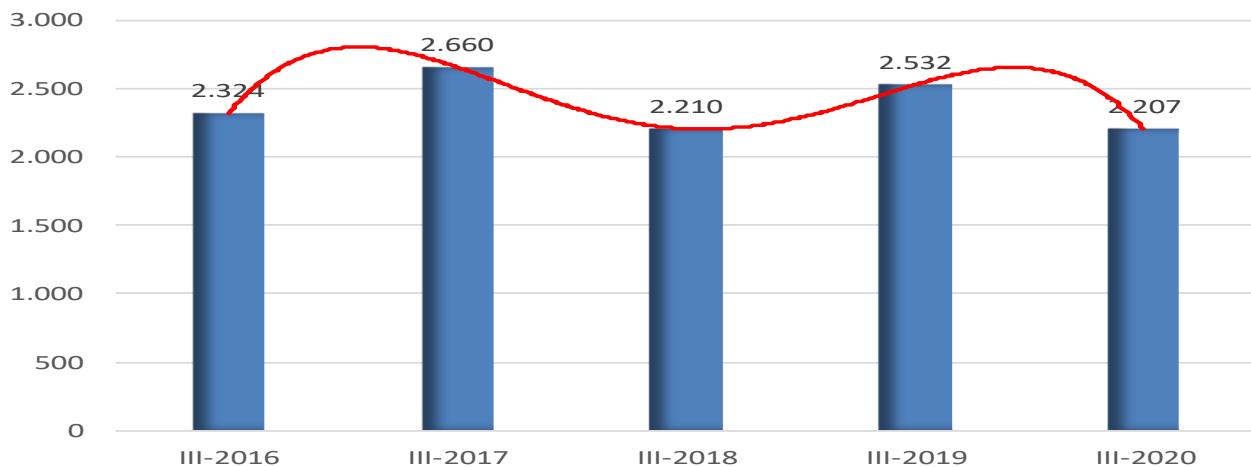
Indeksi po indikatorima saobraćaja	III2020 III 2019		I-III 2020 I-III 2019		Indicies by transport indicators
	<b>PRIJEVOZ ROBE/ TRANSPORT OF GOODS</b>				
Pređeni kilometri vozila			86,1	87,6	Vehicle- kilometres covered
Prevezeno tona robe			87,2	90,4	Tons of goods transported
Tonski kilometri			83,1	85,5	Tonne- kilometres
<b>PRIJEVOZ PUTNIKA/ TRANSPORT OF PASSENGERS</b>					
Pređeni kilometri vozila			38,8	45,2	Vehicle- kilometres covered
Prevezeni putnici			39,2	42,6	Passengers transported
Putnički kilometri			31,8	41,0	Passenger-kilometres

\*Podaci su korigovani u odnosu na statističko saopćenje za II kvartal 2020 godine.

\* The data have been corrected in relation to the statistical release for the second quarter of 2020.

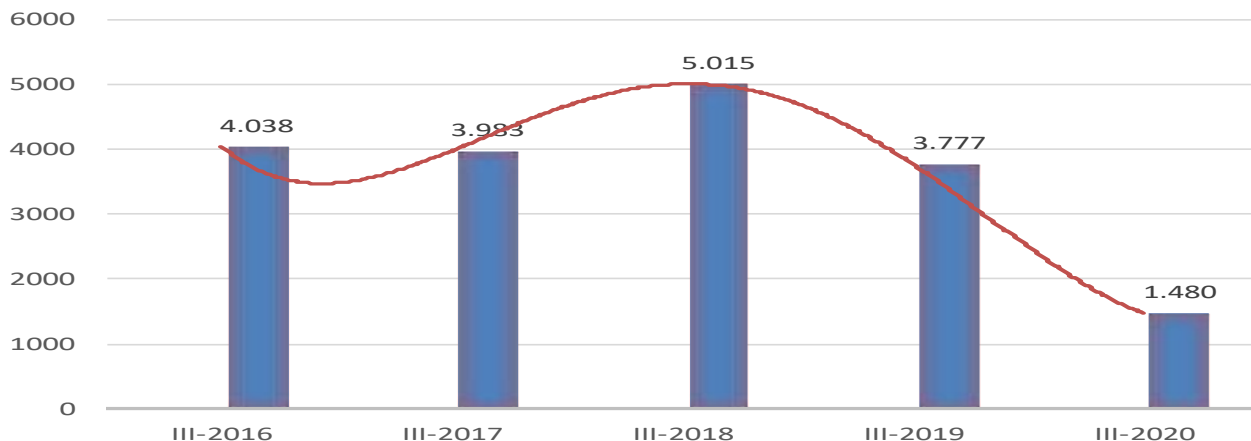
#### G.1. Prevezeno robe u cestovnom saobraćaju, hiljadama tona

##### G.1. Goods transported in road transport, 000t



#### G.2. Prevezeni putnici u cestovnom saobraćaju, 000

##### G.2. Number of passengers carried in road transport, 000



**GRADSKO - PRIGRADSKI PRIJEVOZ**  
**URBAN - SUBURBAN TRANSPORT**

Obim saobraćaja po indikatorima saobraćaja	III kvartal/ quarter	I-III kvartal/ quarter	II kvartal/ quarter	III kvartal/ quarter	I-III kvartal/ quarter	Volume of transport by transport indicators
	2019.		2019.			
Pređeni kilometri vozila, 000	15.998	46.773	5.323*	12.810	46.773	Vehicle-kilometres covered,000
Prevezeni putnici, 000	28.358	90.117	10.583*	21.155	90.117	Passenger transported, 000
Indeksi po indikatorima saobraćaja	III 2020 III 2019		I-III 2020 I-III 2019			Indicies by transport indicators
Pređeni kilometri vozila,000			80,1			
Prevezeni putnici			74,6			62,3

\*Podaci korigovani u odnosu na objavljene podatke u statističkom saopćenju za II kvartal 2020.

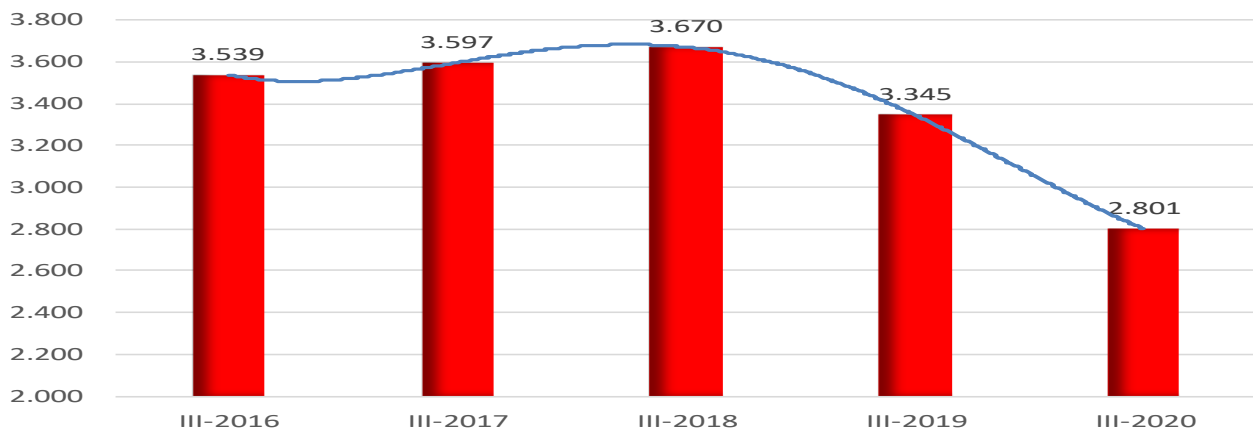
\* The data have been corrected in relation to the statistical release for the second quarter of 2020.

**ŽELJEZNIČKI PRIJEVOZ**  
**RAILWAY TRANSPORT**

Obim saobraćaja po indikatorima saobraćaja	III kvartal/ quarter	I-III kvartal/ quarter	II kvartal/ quarter	III kvartal/ quarter	I-III kvartal/ quarter	Volume of transport by transport indicators
	2019.		2019.			
<b>PRIJEVOZ ROBE / TRANSPORT OF GOODS</b>						
Prevezeno tona robe, 000 t	3.345	10.369	2.710	2.801	8.374	Tons of goods transported, 000t
Tonski kilometri	320.386	972.137	234.638	245.803	737.862	Tonne- kilometres, 000
<b>PRIJEVOZ PUTNIKA/ TRANSPORT OF PASSANGERS</b>						
Prevezeni putnici, 000	201	500	14	41	146	Passenger transported, 000
Putnički kilometri, 000	19.100	42.315	896	3.054	11.640	Passenger- kilometres,000
Indeksi po indikatorima saobraćaja	III 2020 III 2019		I-III 2020 I-III 2019			Indicies by transport indicators
<b>PRIJEVOZ ROBE/ TRANSPORT OF GOODS</b>						
Prevezeno tona robe	83,7		80,8			Tons of goods transported
Tonski kilometri	76,7		75,9			Tonne- kilometres
<b>PRIJEVOZ PUTNIKA/ TRANSPORT OF PASSANGERS</b>						
Prevezeni putnici	20,4		29,2			Passengers transported
Putnički kilometri	16,0		27,5			Passenger-kilometres

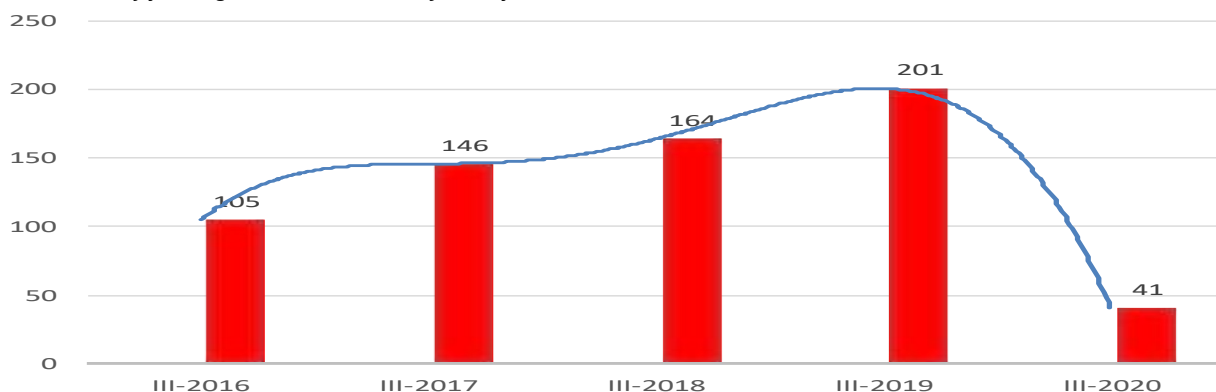
**G.3. Prevezeno robe u željezničkom saobraćaju, hiljadama tona**

G.3 Transported goods in railway transport, 000t



**G.4 Prevezeni putnici u željezničkom saobraćaju, 000**

G.4 Number of passengers carried in railway transport, 000



**Prijevoz opasnih tereta željeznicom**  
*Transport of dangerous goods by rail*

			Ukupan prijevoz opasnih tereta		Prijevoz opasnih tereta prema vrsti prijevoza, težina u tonama				
			tone	tonski kilometri u hiljadama	unutrašnji prijevoz	međunarodni prijevoz			tranzit
						ukupno (f+g)	utovar	istovar	
III 2020			b	c	d	e	f	g	h
a			b	c	d	e	f	g	h
1.	Ukupno (2 do 14)		77.373	6.683	0	49.647	9.271	40.376	27.726
2.	Klasa 1.	Eksplozivi	432	45		432	432	0	0
3.	Klasa 2.	Plinovi	8.368	617		6.413	0	6.413	1.995
4.	Klasa 3.	Zapaljive tečnosti	21.395	3.584		6.900	0	6.900	14.495
5.	Klasa 4.1.	Zapaljive čvrste materije	8.839	409		8.339	8.339	0	0
6.	Klasa 4.2.	Samozapaljive materije	2.915	586		2.915	0	2.915	0
7.	Klasa 4.3.	Materije koje u dodiru s vodom proizvode zapaljive plinove	0	0		0	0	0	0
8.	Klasa 5.1.	Oksidirajuće materije	3.666	81		3.666	0	3.666	0
9.	Klasa 5.2.	Organski peroksidi	0	0		0	0	0	0
10.	Klasa 6.1.	Otrovne materije	0	0		0	0	0	0
11.	Klasa 6.2.	Infektivne materije	0	0		0	0	0	0
12.	Klasa 7.	Radioaktivne materije	0	0		0	0	0	0
13.	Klasa 8.	Korozivne materije	23.664	651		20.482	0	20.482	3.182
14.	Klasa 9.	Ostale opasne materije	8.094	710		0	0	0	8.094

**Željeznice ukupno***Railways total*

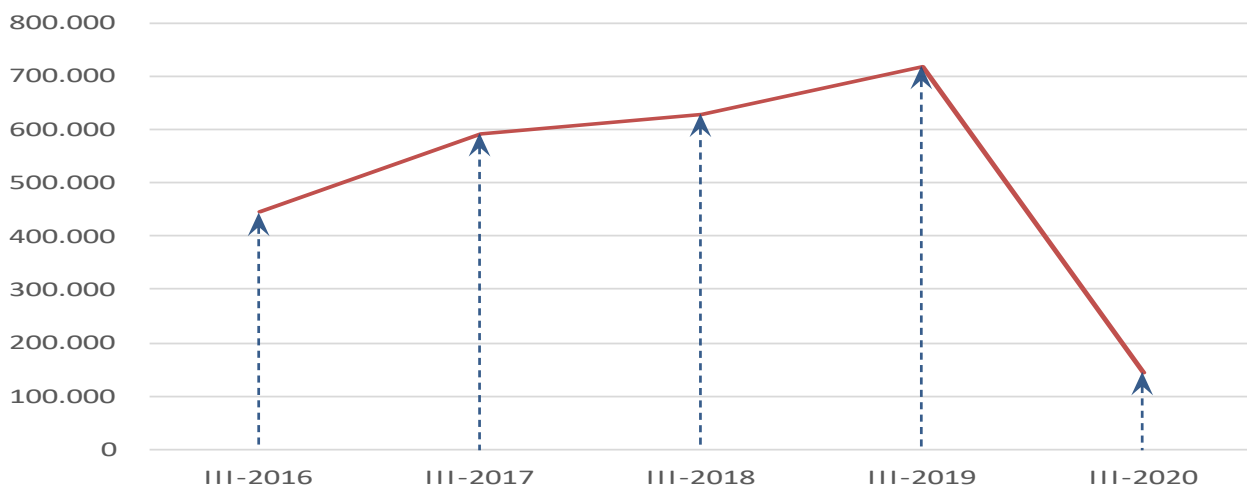
			III 2020
1.	Zaposleno osoblje na željeznici (stanje zadnjeg dana u kvartalu) Staff employed on the railway (State of the last day in a quarter)	Ukupno (2+3) Total	5.191
2.		stalno zaposleni permanently employed	5.191
3.		sezonsko osoblje seasonal staff	
7.	Prihodi u hiljadama KM Revenue in thousands of KM	Ukupno (8+9+10) Total	30.778
8.		od putničkog prijevoza from passenger transport	205
9.		od teretnog prijevoza from freight transport	24.232
10.		ostali prihodi other revenue	6.341

**VAZDUŠNI SAOBRAĆAJ<sup>1)</sup>**  
**AIR TRANSPORT<sup>1)</sup>**

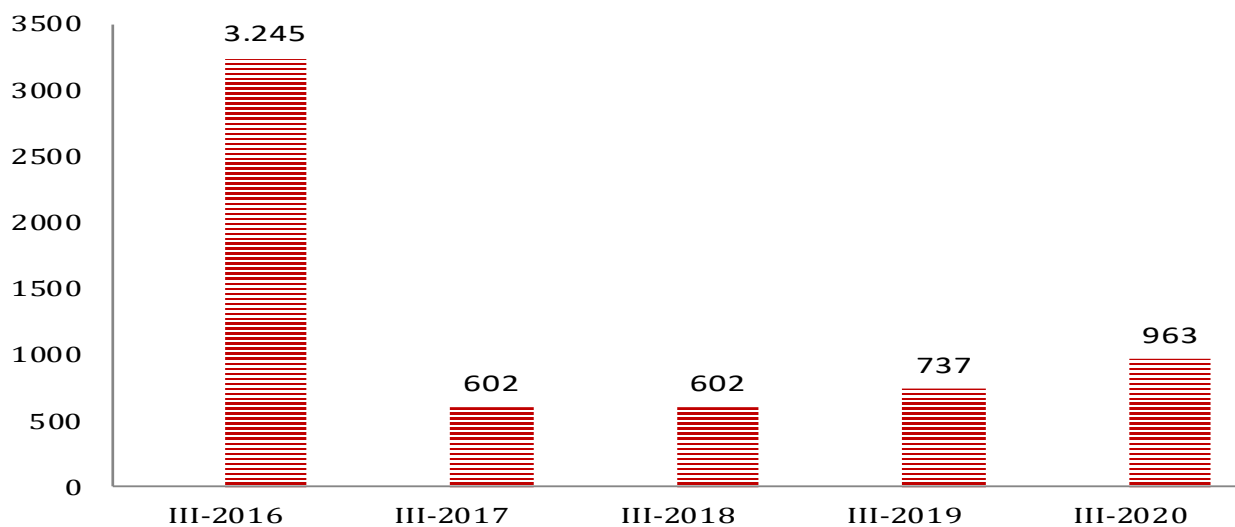
Obim saobraćaja po indikatorima saobraćaja	III kvartal/ quarter	I-III kvartal/ quarter	II kvartal/ quarter	III kvartal/ quarter	I-III kvartal/ quarter	Volume of transport by transport indicators
	2019.		2020.			
Broj aerodromskih operacija	7.002	16.513	1.262	2.989	7.493	Number of aircraft movements
Broj prevezenih putnika	719.963	1.523.229	25.472	143.603	403.010	Number of passengers
Uzletjeli ( ukrncani)	371.517	766.364	9.419	71.483	216.271	Embarked
Sletjeli ( iskrncani)	348.446	756.865	16.053	72.120	213.739	Disembarked
Prevezeni teret, t	737	1.693	566	963	1.952	Freight transported, tonne
Utovaren	163	424	76	609	790	Loaded
Istovaren	574	1.270	490	354	1.162	Unloaded
Prevezena pošta, t	92	293	9	33	137	Mail transported, tonne
Utovarena	47	74	2	8	24	Loaded
Istovarena	75	219	7	25	113	Unloaded

Indeksi po indikatorima saobraćaja	III 2020 II 2020	III 2020 III 2019	I-III 2020 I-III 2019	Indicies by transport indicators
Broj aerodromskih operacija	236,8	42,7	45,4	Aircraft movements
Broj prevezenih putnika	563,8	19,9	28,2	Number of passengers
Prevezeni teret	169,9	130,5	115,3	Freight transported
Prevezena pošta	366,7	35,9	46,8	Mail transported

**G.5. Broj prevezenih putnika u vazдушnom saobraćaju**  
**G.5. Number of passengers carried in air transport**

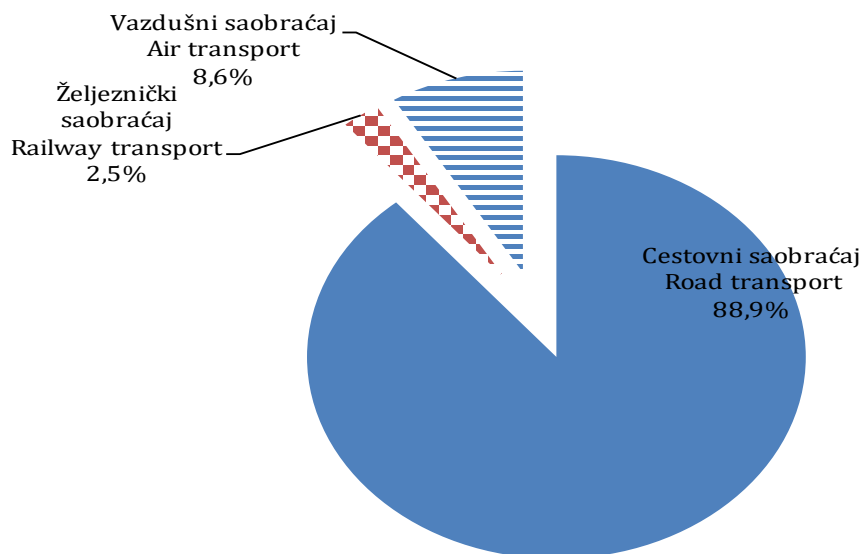


**G.6. Prevezeni teret u vazдушnom saobraćaju, tona.**  
**G.6. Transported cargo air traffic, tons.**

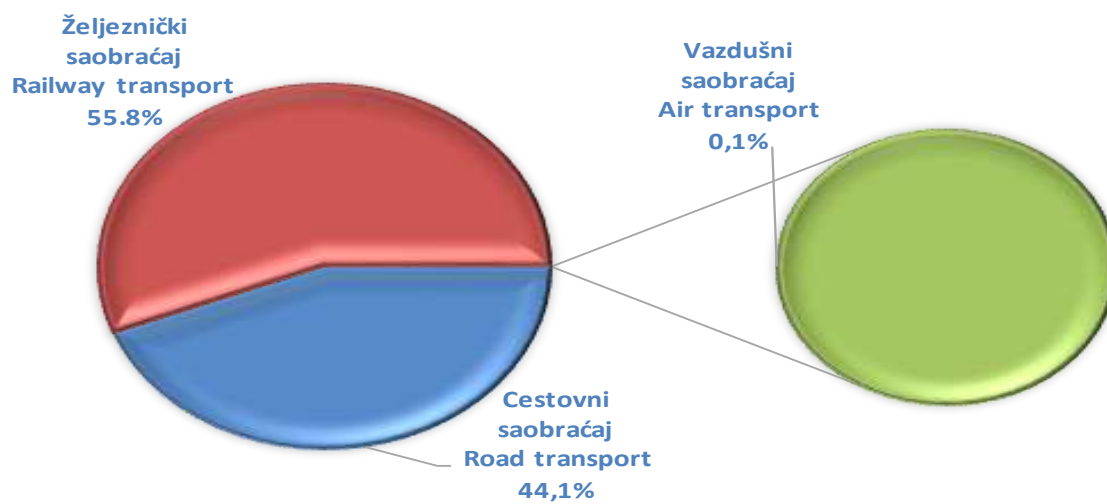


<sup>1)</sup> Izvor podataka: Direkcija za civilno vazduhoplovstvo Bosne i Hercegovine  
 Data source: Directorate of Civil Aviation of Bosnia and Herzegovina

G.7. Struktura prijevoza putnika, treći kvartal 2020 godine  
G.7. Structure of transport of passengers, third quarter 2020 year



G.8. Struktura prijevoza robe, treći kvartal 2020. godine  
G.8. Structure of goods transport third quarter 2020 year



## METODOLOŠKA OBJAŠNENJA

Podaci o cestovnom i željezničkom saobraćaju dobijeni su obradom mjesečnih i kvartalnih statističkih izvještaja koje su entitetski statistički zavodi prikupili. Izvještajne jedinice su preduzeća i drugi poslovni subjekti koji se bave prijevozom putnika i robe (tereta) u unutrašnjem i međunarodnom prijevozu.

Statistički podaci o vazдушnim operacijama, prevezenim putnicima, teretu i pošti na aerodromima u BiH preuzeti su od Direkcije za civilno vazduhoplovstvo BiH. Direkcija je ustupljene statističke podatke obradila u skladu sa statističkim programom i standardima International Civil Aviation Organization (ICAO).

Svi podaci o broju putnika, teretu i pošti odnose se na međunarodni vazdušni saobraćaj, jer u BiH nema domaćeg vazdušnog saobraćaja.

Podaci o poštanskom prometu dobijeni su na osnovu obrade statističkih izvještaja koje su entitetski statistički zavodi prikupili. Izvještajne jedinice su preduzeća registrovana u ovoj djelatnosti.

## DEFINICIJE

Pod pojmom prijevoz podrazumijeva se kretanje putnika ili tereta od jednog mjesta (mjesto ukrcaja/utovara) do drugog mjesta (mjesto iskrcanja/istovara) i predstavlja mjeru aktivnosti prijevoznih preduzeća.

Unutrašnji prijevoz obuhvata prijevoz putnika obavljen između mjesta ukrcaja i mjesta iskrcanja unutar granica naše zemlje.

Međunarodni prijevoz obuhvata prijevoz putnika između mjesta ukrcaja u našoj zemlji i mjesta iskrcanja u inostranstvu i obrnuto.

Prijevoz putnika obuhvata prevezene putnike u unutrašnjem i međunarodnom saobraćaju.

Putnički kilometar je jedinica mjere koja predstavlja prijevoz jednog putnika na udaljenosti od jednog kilometra. Pod robom se podrazumijeva svaka roba koja se prevozi željezničkim i cestovnim sredstvima.

Prijevoz robe iskazuje se u tonama i u tonskim kilometrima, a predstavlja zbroj svih kilometara ostvarenih u unutrašnjem i međunarodnom prijevozu.

Tonski kilometar je jedinica mjere koja predstavlja prijevoz jedne tone robe na udaljenosti od jednog kilometra.

Gradski prijevoz putnika se odnosi na rad poslovnih subjekata koji se bave prijevozom putnika u gradskim i prigradskim naseljima. Predstavljen je podacima o pređenim kilometrima vozila i prevezenim putnicima.

### Aerodrom

Određena kopnena ili vodena površina (uključujući sve zgrade, instalacije i opremu) namijenjena da se u potpunosti ili jednim svojim dijelom koristi za polijetanje i slijetanje aviona, kao i njihovo kretanje po zemljanoj površini i koja je otvorena za obavljanje aktivnosti komercijalnog avio saobraćaja.

### Avion

Bilo koja mašina koja može da se održava u atmosferi zahvaljujući potisku vazduha isključujući potisak vazduha u odnosu na površinu zemlje.

## NOTES OF METHODOLOG

*Data on Road and Railway transport were obtained by processing monthly and quarterly statistical data from surveys conducted by the Statistical Offices at the level of entities. The reporting units for these surveys are enterprises and other business subjects engaged in domestic and international transport of passengers and goods.*

*Statistical data on aircraft movements, number of passengers, freight and mail transported on airports in BiH are taken from Directorate of civil aviation of BiH. Directorate processed supplied statistical data in accordance with International Civil Aviation Organization (ICAO) statistical programme and standards.*

*All data on number of passengers, freight and mail are related to international air transport. BiH has no domestic air transport.*

*Data on postal transport were obtained by processing statistical data from surveys conducted by the Statistical Offices at the level of entities. The reporting units for these surveys are enterprises registered in this activity.*

## DEFINITIONS

*Considered as transport is movement of passengers or cargo from one place (loading place) to another place (unloading place) and representing the operation of transport enterprises.*

*Domestic transport implies transport of passenger between places of loading and unloading within the borders of the country.*

*International transport implies transport of passengers between the place of loading in our country and the place of unloading abroad, or the other way round.*

*Transport of passengers include transported passengers into domestic and international transport.*

*Passenger kilometre is a unit of measure which refers to transport of one passenger at the distance of one kilometre.*

*Goods are any goods transported by railway or road transport means.*

*Goods transport is given in tons and ton kilometres, and it is the sum of all kilometres realized in domestic and international transport.*

*Tonne kilometre is a unit of measure which refers to transport of one tone of goods at the distance of one kilometre.*

*Urban transport of passengers refers to the work of economic entities engaged in transport of passengers in urban and suburban settlements. Data on urban/suburban transport is represented by the indicators of kilometres covered and passenger transported.*

### Airport

*A defined area of land or water (including any buildings, installations and equipment) intended to be used either wholly or in part for the arrival, departure and surface movement of aircraft and open for commercial air transport operations.*

### Aircraft

*Any machine that can derive support in the atmosphere from the reactions of the air other than the reactions of air against the earth's surface*



## Kretanje aviona

Polijetanje i slijetanje aviona na aerodrom.

U statistici vazdušnog saobraćaja jedan dolazak i jedan polazak računaju se kao dva kretanja. Uključena su sva kretanja aviona u komercijalne svrhe i nekomercijalne operacije generalne avijacije. Isključeni su državni letovi dodirni i idi i neuspjeli prilazi.

### Vazdušni prijevoz

Bilo koje kretanje robe i/ili putnika avionom.

#### Komercijalni vazdušni prijevoz

Bilo koje kretanje robe i/ili putnika avionom u komercijalne svrhe.

#### Domaći vazdušni prijevoz

Vazdušni prijevoz na domaćim letovima.

#### Međunarodni vazdušni prijevoz

Vazdušni prijevoz na međunarodnim letovima.

#### Mjesto polaska i dolaska na letu

Saobraćaj u okviru obavljanja komercijalne vazdušne usluge koja je označena jedinstvenim brojem leta i podijeljena na parove aerodroma prema mjestima utovara/ukrcaja i mjestima istovara/iskrcaja na tom letu.

Prevezeni putnici u vazdušnom prijevozu

Svi putnici na određenom letu (pod istim brojem leta) računati samo jedanput, a ne iznova na svakoj dionici tog leta.

Uključuju se svi putnici koji se prevoze uz naknadu ili bez naknade, čije putovanje počinje ili završava se na izvještajnom aerodromu i putnici u transferu koji se pridružuju ili napuštaju let na izvještajnom aerodromu. Isključuju se putnici u direktnom tranzitu.

#### Teret

Bilo koji predmet prevezen avionom, osim pošte, potrepština posade i prtljaga.

U statističke svrhe, teret obuhvata ekspresno poslat teret i pošiljke, diplomatske torbe, ali ne i putnički prtljag. Svaki prijevoz kamionima, uz korištene vazdušnog tovarnog lista, treba da bude isključen.

#### STATISTIČKA ZNAČENJA

- nema pojave

... nema podataka

\* korigovan podatak

#### KORIŠTENE SKRAĆENICE

km kilometar

pkm putnički kilometar

t tona

tkm tonski kilometar

## Aircraft movement

*An aircraft take-off or landing at an airport.*

*For airport traffic purposes one arrival and one departure is counted as two movements. Included are all commercial aircraft movements and non-commercial general aviation operations. Excluded are State flights, touch and go, overshoots and unsuccessful approaches.*

### *Air transport*

*Any movement of goods and/or passengers on an aircraft movement.*

#### *Commercial air transport*

*Any movement of goods and/or passengers on a commercial aircraft movement.*

#### *National air transport*

*Air transport on a domestic flight*

#### *International air transport*

*Air transport on an international flight.*

#### *On flight origin and destination (OFOD)*

*Traffic on a commercial air service identified by a unique flight number subdivided by airport pairs in accordance with point of embarkation and point of disembarkation on that flight.*

#### *Air passengers carried*

*All passengers on a particular flight (with one flight number) counted once only and not repeatedly on each individual stage of that flight.*

*All revenue and non-revenue passengers whose journey begins or terminates at the reporting airport and transfer passengers joining or leaving the flight at the reporting airport. Excludes direct transit passengers.*

#### *Freight*

*Any property carried on an aircraft other than mail, stores and baggage.*

*For statistical purposes, freight includes express freight and parcels and diplomatic bags but not passenger baggage. All trucking operations using an air waybill should be excluded.*

#### STATISTICAL SIGNS

- no occurrence of event

... data not available

\* corrected data

#### ABBREVIATIONS USED

km kilometer

pkm passenger kilometer

t ton

tkm tonne-kilometer

---

**Izdaje i štampa Agencija za statistiku Bosne i Hercegovine, 71000 Sarajevo, Zelenih beretki 26**  
*Published and printed by the Agency for Statistics of the Bosnia and Herzegovina, 71000 Sarajevo, Zelenih beretki 26*

**Telefon/Phone: +387 (33) 911 911 · Telefaks/Telefax: +387 (33) 220 622**  
Elektronska pošta/E-mail : [bhas@bhas.gov.ba](mailto:bhas@bhas.gov.ba) · Internetska stranica/Web site: <http://www.bhas.gov.ba>

**Odgovara v.d. direktor Vesna Ćužić**  
*Person responsible: Vesna Ćužić, Actg. Dir*

**Saopćenje pripremio: Dragan Jovović**  
*Prepared by: Dragan Jovović*

**Podaci iz ovog saopćenja objavljuju se i na internet.**  
*First Release data are also published on the Internet*

---