



FIRST RELEASE



Users are kindly requested to mention the data source

YEAR XIII

SARAJEVO, 06.01.2020.

NUMBER 11

TOURISM STATISTICS

Tourism in BiH, November 2019

In November 2019 tourists realised 96,366 tourist arrivals in Bosnia and Hercegovina which represent the decrease by 42.1% as compared to October 2019 and increase by 12.2% as compared to November 2018. Tourists realised 190,513 tourist nights which represent the increase by 41.7% as compared to October 2019 and increase by 13.1% as compared to November 2018. Domestic tourists share of total number of overnight stays was 37.5% and foreign tourists share was 62.5%.

The number of domestic tourist nights increased by 17.4% as compared to October 2019 and increased by 15.5% as compared to November 2018. Foreign tourist nights increased by 50.4% as compared to October 2019 and increased by 11.7% as compared to November 2018.

Concerning the structure of foreign tourist nights in November 2019, the most of them (61.5%) were realised by tourists from: Croatia (24.9%), Serbia (11.7%), Slovenia (5.7%), Italy (5.5%), Turkey and China (5.2%) and Germany (3.2%). Tourists from other countries realised 38.5% of tourist nights.

Regarding the average detention of foreign tourist stays in our country on the first place comes: Iran with average stay by 5.2 nights, Qatar with 3.7 nights, Kuwait with 3.4 nights, Israel with 3.1 nights and Latvia, Egypt and Poland by with 2.9 nights.

Available rooms, apartments and camping sites for tourists in Bosnia and Herzegovina in November 2019 amounted to 19,249 which is 3.4% increase compared to November 2018. Number of available beds was 41,136 beds, which is increase by 5.1%, compared to the same month of 2018.

In November 2019, in the activity - Hotels and similar accommodation, number of rooms and apartments available to tourists amounted to 17,319, which is an increase of 4.8% compared to November 2018., and number of available beds amounted to 35,786 which is an increase of 7.0%, compared to the same month of the previous year.

Net occupancy rate of permanent beds in November 2019 was 14.2%.

According to the type of accommodation facility the highest number of nights was recorded in Hotels and similar accommodation with share of 92.8%.

Tourist nights by months November 2018.- November 2019

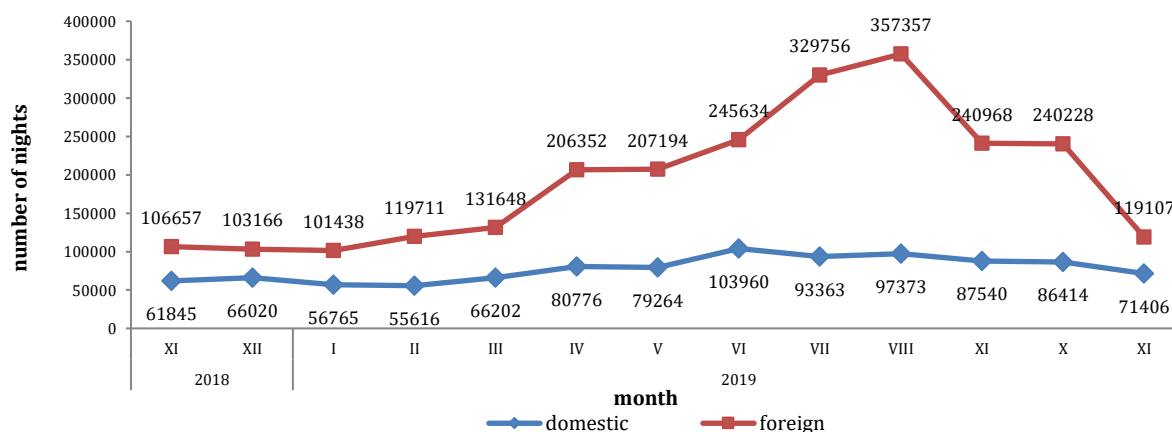


Table 1: Tourist arrivals and nights

	Arrivals					Nights					XI 2019	
	XI 2018	X 2019	XI 2019	Indices <u>XI 2019</u> X 2019	Indices <u>XI 2019</u> XI 2018	XI 2018	X 2019	XI 2019	Indices <u>XI 2019</u> X 2019	Indices <u>XI 2019</u> XI 2018	Structure of nights %	Average number of nights by arrivals
TOTAL	85.906	166.335	96.366	57,9	112,2	168.502	326.642	190.513	58,3	113,1	100,0	2,0
Domestic tourist	33.611	41.432	35.888	86,6	106,8	61.845	86.414	71.406	82,6	115,5	37,5	2,0
Foreign tourist	52.295	124.903	60.478	48,4	115,6	106.657	240.228	119.107	49,6	111,7	62,5	2,0

Tourist arrivals by months November 2018. - November 2019.

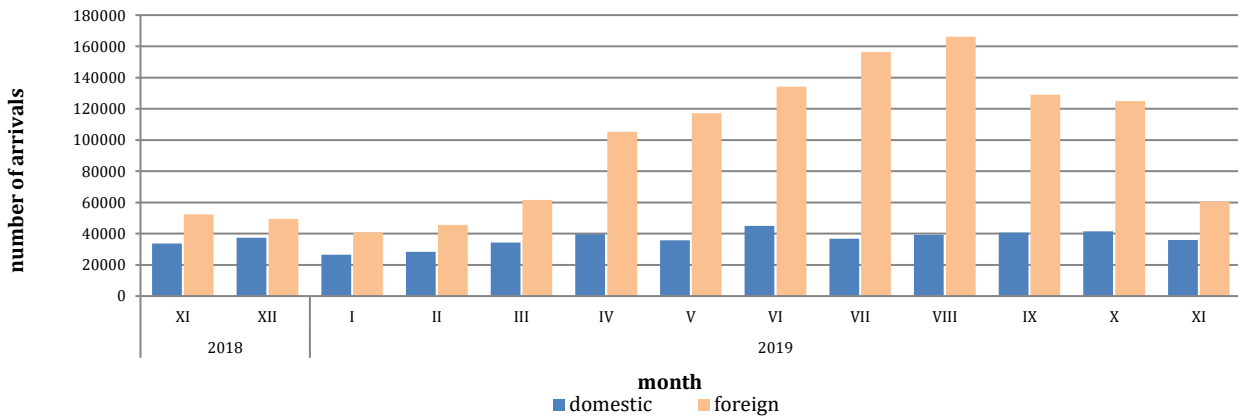


Table 2: Foreign tourist arrivals and nights, by country of residence

	Arrivals					Nights					XI 2019	
	XI 2018	X 2019	XI 2019	Indices <u>XI 2019</u> X 2019	Indices <u>XI 2019</u> XI 2018	XI 2018	X 2019	XI 2019	Indices <u>XI 2019</u> X 2019	Indices <u>XI 2019</u> XI 2018	Structure of nights %	Average number of nights by arrivals
TOTAL	52.295	124.903	60.478	48,4	115,6	106.657	240.228	119.107	49,6	111,7	100,0	2,0
Albania	736	501	832	166,1	113,0	1.376	993	1.455	146,5	105,7	1,2	1,7
Austria	1.410	2.456	1.536	62,5	108,9	2.422	4.334	2.612	60,3	107,8	2,2	1,7
Belgium	134	493	235	47,7	175,4	299	1.449	487	33,6	162,9	0,4	2,1
Bulgaria	247	663	415	62,6	168,0	655	1.365	894	65,5	136,5	0,8	2,2
Montenegro	1.347	1.680	1.539	91,6	114,3	2.946	3.470	3.022	87,1	102,6	2,5	2,0
Czech Republic	191	734	336	45,8	175,9	445	1.243	554	44,6	124,5	0,5	1,6
Denmark	109	719	306	42,6	280,7	283	1.527	506	33,1	178,8	0,4	1,7
Estonia	14	78	9	11,5	64,3	25	183	19	10,4	76,0	0,0	2,1
Finland	49	1.034	139	13,4	283,7	86	2.470	252	10,2	293,0	0,2	1,8
France	312	1.696	422	24,9	135,3	759	5.001	856	17,1	112,8	0,7	2,0
Greece	123	731	254	34,7	206,5	251	1.427	506	35,5	201,6	0,4	2,0
Netherlands	420	1.194	733	61,4	174,5	855	3.491	1.346	38,6	157,4	1,1	1,8
Croatia	10.459	12.965	11.478	88,5	109,7	26.757	30.491	29.617	97,1	110,7	24,9	2,6
Ireland	114	815	144	17,7	126,3	366	2.853	291	10,2	79,5	0,2	2,0
Iceland	5	55	28	50,9	560,0	7	87	44	50,6	628,6	0,0	1,6

(continued on next page)

(continued)

	Arrivals					Nights					XI 2019	
	XI 2018	X 2019	XI 2019	Indices XI 2019 X 2019	Indices XI 2019 XI 2018	XI 2018	X 2019	XI 2019	Indices XI 2019 X 2019	Indices XI 2019 XI 2018	Structure of nights %	Average number of nights by arrivals
Italy	2.595	5.120	2.932	57,3	113,0	6.892	13.133	6.530	49,7	94,7	5,5	2,2
Cyprus	13	17	16	94,1	123,1	41	40	26	65,0	63,4	0,0	1,6
Latvia	8	82	19	23,2	237,5	47	223	56	25,1	119,1	0,0	2,9
Lithuania	16	126	12	9,5	75,0	35	315	20	6,3	57,1	0,0	1,7
Luxembourg	22	33	25	75,8	113,6	35	45	45	100,0	128,6	0,0	1,8
Hungary	428	2.114	494	23,4	115,4	730	3.931	939	23,9	128,6	0,8	1,9
Malta	2	8	6	75,0	300,0	3	25	12	48,0	400,0	0,0	2,0
Norway	81	680	142	20,9	175,3	177	1.899	237	12,5	133,9	0,2	1,7
Germany	1.946	8.685	2.010	23,1	103,3	4.031	18.403	3.862	21,0	95,8	3,2	1,9
Poland	347	1.691	489	28,9	140,9	1.124	3.194	1.402	43,9	124,7	1,2	2,9
Portugal	46	221	63	28,5	137,0	88	507	120	23,7	136,4	0,1	1,9
Romania	289	533	192	36,0	66,4	864	1.339	496	37,0	57,4	0,4	2,6
Russian Federation	268	779	343	44,0	128,0	548	2.040	639	31,3	116,6	0,5	1,9
North of Macedonia ¹⁾	580	1.691	916	54,2	157,9	1.118	2.873	1.541	53,6	137,8	1,3	1,7
Slovakia	157	246	130	52,8	82,8	355	563	217	38,5	61,1	0,2	1,7
Slovenia	3.873	8.627	4.152	48,1	107,2	6.803	15.141	6.807	45,0	100,1	5,7	1,6
Serbia	6.993	9.279	7.768	83,7	111,1	12.426	16.846	13.925	82,7	112,1	11,7	1,8
Spain	367	1.565	370	23,6	100,8	742	3.402	640	18,8	86,3	0,5	1,7
Switzerland (including Liechtenstein)	373	1.176	418	35,5	112,1	802	2.395	940	39,2	117,2	0,8	2,2
Sweden	709	1.358	927	68,3	130,7	2.106	2.885	2.236	77,5	106,2	1,9	2,4
Turkey	2.052	6.913	3.280	47,4	159,8	4.166	11.830	6.236	52,7	149,7	5,2	1,9
United Kingdom	473	1.753	530	30,2	112,1	1.252	4.776	1.139	23,8	91,0	1,0	2,1
Ukraine	91	166	187	112,7	205,5	214	640	401	62,7	187,4	0,3	2,1
Other European countries	142	370	203	54,9	143,0	378	1.262	568	45,0	150,3	0,5	2,8
Egypt	66	91	70	76,9	106,1	251	305	201	65,9	80,1	0,2	2,9
South Africa	5	87	16	18,4	320,0	9	159	23	14,5	255,6	0,0	1,4
Other African countries	165	190	115	60,5	69,7	833	1.030	543	52,7	65,2	0,5	4,7
Canada	129	981	183	18,7	141,9	251	1.786	422	23,6	168,1	0,4	2,3
USA	1.238	3.577	1.580	44,2	127,6	2.646	8.133	3.408	41,9	128,8	2,9	2,2
Other Northern American countries	26	115	88	76,5	338,5	66	322	305	94,7	462,1	0,3	3,5
Brazil	105	670	74	11,0	70,5	296	1.648	162	9,8	54,7	0,1	2,2
Other Southern and Central American countries	187	980	231	23,6	123,5	460	1.854	568	30,6	123,5	0,5	2,5
Bahrain	207	339	510	150,4	246,4	708	665	1.190	178,9	168,1	1,0	2,3
India	128	146	131	89,7	102,3	237	440	297	67,5	125,3	0,2	2,3
Iran	43	77	37	48,1	86,0	138	186	194	104,3	140,6	0,2	5,2
Israel	62	511	68	13,3	109,7	155	1.167	213	18,3	137,4	0,2	3,1
Japan	472	1.939	147	7,6	31,1	530	2.482	228	9,2	43,0	0,2	1,6
Republic of Korea	1.699	4.020	811	20,2	47,7	1.747	4.473	977	21,8	55,9	0,8	1,2
Qatar	80	201	75	37,3	93,8	259	491	278	56,6	107,3	0,2	3,7
China	4.124	17.905	5.234	29,2	126,9	4.899	21.059	6.223	29,6	127,0	5,2	1,2
Kuwait	184	399	275	68,9	149,5	595	1.387	924	66,6	155,3	0,8	3,4
Malaysia	1.786	3.882	2.084	53,7	116,7	2.327	4.801	2.527	52,6	108,6	2,1	1,2
Oman	419	570	472	82,8	112,6	969	1.351	1.094	81,0	112,9	0,9	2,3
Saudi Arabia	428	1.955	731	37,4	170,8	1.064	4.954	1.927	38,9	181,1	1,6	2,6
United Arab Emirates	790	1.658	870	52,5	110,1	2.188	3.882	2.078	53,5	95,0	1,7	2,4
Other Asian countries	2.246	4.617	2.389	51,7	106,4	3.154	7.625	3.362	44,1	106,6	2,8	1,4
Australia	137	793	207	26,1	151,1	285	1.705	377	22,1	132,3	0,3	1,8
New Zealand	24	112	18	16,1	75,0	73	185	34	18,4	46,6	0,0	1,9
Other countries of Oceania	4,0	41	32	78,0	800,0	8,0	47	57	121,3	712,5	0,0	1,8

¹⁾ previous FYR of Macedonia

Foreign tourist nights and arrivals, by country of residence , November 2019.

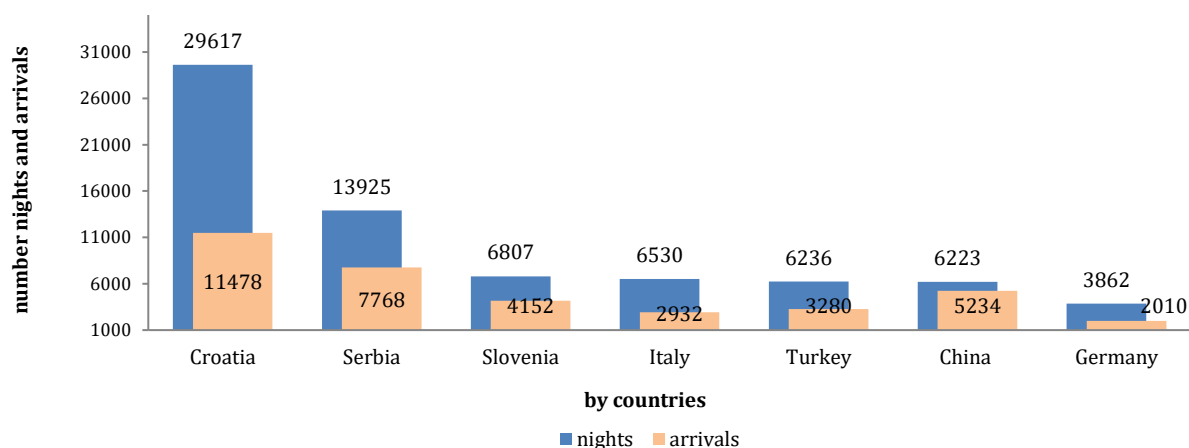


Table 3: Tourist arrivals and nights according to the classification of activities 1)

	Arrivals					Nights					XI 2019
	XI 2018	X 2019	XI 2019	Indices XI 2019 X 2019	Indices XI 2019 XI 2018	XI 2018	X 2019	XI 2019	Indices XI 2019 X 2019	Indices XI 2019 XI 2018	Structure of nights %
Total	85.906	166.335	96.366	57,9	112,2	168.502	326.642	190.513	58,3	113,1	100,0
Hotels and similar accommodation	80.873	160.006	92.494	57,8	114,4	152.920	306.152	176.782	57,7	115,6	92,8
Holiday and other short-stay accommodation	3.091	4.782	3.027	63,3	97,9	6.600	10.990	6.313	57,4	95,7	3,3
Camps and camping grounds	159	586	127	21,7	79,9	254	919	391	42,5	153,9	0,2
Other accommodation	1.783	961	718	74,7	40,3	8.728	8.581	7.027	81,9	80,5	3,7
Domestic tourist	33.611	41.432	35.888	86,6	106,8	61.845	86.414	71.406	82,6	115,5	37,5
Hotels and similar accommodation	30.994	39.075	33.882	86,7	109,3	52.103	76.283	62.738	82,2	120,4	32,9
Holiday and other short-stay accommodation	1.199	1.469	1.364	92,9	113,8	2.086	2.437	2.325	95,4	111,5	1,2
Camps and camping grounds	58	78	25	32,1	43,1	60	175	100	57,1	166,7	0,1
Other accommodation	1.360	810	617	76,2	45,4	7.596	7.519	6.243	83,0	82,2	3,3
Foreign tourist	52.295	124.903	60.478	48,4	115,6	106.657	240.228	119.107	49,6	111,7	62,5
Hotels and similar accommodation	49.879	120.931	58.612	48,5	117,5	100.817	229.869	114.044	49,6	113,1	59,9
Holiday and other short-stay accommodation	1.892	3.313	1.663	50,2	87,9	4.514	8.553	3.988	46,6	88,3	2,1
Camps and camping grounds	101	508	102	20,1	101,0	194	744	291	39,1	150,0	0,2
Other accommodation	423	151	101	66,9	23,9	1.132	1.062	784	73,8	69,3	0,4

1) The Classification of Economic Activities of BiH 2010

Table 4: Tourist arrivals and nights, by organisation of tourist arrivals

	Individual arrangement						Organised trip					
	Arrivals tourist			Nights tourist			Arrivals tourist			Nights tourist		
	XI 2018	XI 2019	Indices <u>XI 2019</u> XI 2018	XI 2018	XI 2019	Indices <u>XI 2019</u> XI 2018	XI 2018	XI 2019	Indices <u>XI 2019</u> XI 2018	XI 2018	XI 2019	Indices <u>XI 2019</u> XI 2018
Total	63.159	71.207	112,7	121.349	135.095	111,3	22.747	25.159	110,6	47.153	55.418	117,5
Domestic tourist	26.835	29.705	110,7	46.350	56.845	122,6	6.776	6.183	91,2	15.495	14.561	94,0
Foreign tourist	36.324	41.502	114,3	74.999	78.250	104,3	15.971	18.976	118,8	31.658	40.857	129,1

NOTES ON METHODOLOGY**The purpose of the statistical survey**

The purpose of the statistical survey is to monitor the tourist activity realised in commercial accommodation establishments and to provide internationally comparable BiH's statistics of tourism in accordance with current EU Regulations for the tourism statistics.

Observation units

Observation units are all business entities /legal units which are, by the main activity, registered in accommodation activity (division 55 - KD BiH 2010), persons as well as households that rent accommodation establishments to tourists. For the purpose of the survey, Classification of Activities in Bosnia and Herzegovina - KD BiH 2010 was used, and it is fully compliant with the European Classification of Economic Activities - NACE Rev. 2.

Coverage

Reporting units are all business entities (enterprises, entrepreneurs, institutions, associations etc.) and parts thereof engaged in providing accommodation servi in tourism registered according to the CA BiH 2010 under section : 55.1 (hotels and similar accommodation), 55.2 (holiday and other short - stay accommodation), 55.3 (camps and camping grounds), 55.9 (other accommodation), health institutions for their facilities in which persons stay for medical rehabilitation (costs are on persons themselves), business entities and parts thereof engaged in tourist stay in rural households, houses, camps, apartments and rooms directly rented by private persons/households. Survey covers the entire territory of Bosnia and Herzegovina.

Source and methods of data collection

Data on turnover of tourists (number of tourist arrivals and tourist nights) are collected from regular monthly report (TU-11 form). Reports are usually made on the basis of reception records in guest books, entities and their parts engaged in organising and arranging of tourists.

Definitions

Tourism means the activity of visitors taking a trip to a main destination outside their usual environment for less than a year, for leisure, business or other personal purpose other than to be employed by a resident entity in the place visited.

Tourist is every person who, outside his place of permanent residence, spends one night in a hotel or some other accommodation facility for reasons of rest, recreation, health, study, sport, religion, family, business, public tasks or meeting.

Residence is a place where a person came with the intention of permanent stay. Tourist is registered in every place or establishment where he stays and, therefore, in case he/she changes the place or establishment, he/she must register again, which results in data ambiguity. Consequently, the statistics register the number of tourist arrivals and not the number of tourists.

Domestic tourist is a person with permanent residence in the BiH who spends at least one night in a hotel or same other accommodation establishment outside their place or residence.

Foreign tourist is every person with permanent residence outside in BiH who temporarily resides in BiH and who spends at least one night in a hotel or same other accommodation establishment.

Tourist arrivals refer to the number of persons (tourists) who arrived and registered their stay in an accommodation establishment.

Tourist nights refer to every registered overnight stay of a person (tourist) in an accommodation establishment.

Accommodation capacities are presented as the number of rooms, apartments and camping sites, and the number of permanent beds.

Permanent beds are those that are regularly ready-made for renting to guests.

Occupancy rate of permanent beds (net) in the reference period is obtained by dividing the total number of nights by the number of beds on offer and the number of days when the beds are actually available for use during the reference period. The data are expressed as a percentage.

Organization of tourist arrivals represent the way of organising touristic arrangements. Depending on the way of organising, touristic arrangement can be individual or organised (travel agencier).

Symbols

- no occurrence

0,0 value not zero but less than 0,05 unit of measure use

Published and printed by the Agency for Statistics of the Bosnia and Herzegovina, 71000 Sarajevo, Zelenih beretki 26

Phone: +387 (33) 911 911 · Telefax: +387 (33) 220 622

E-mail : bhas@bhas.gov.ba · Web site: <http://www.bhas.gov.ba>

Person responsible: Velimir Jukić, PhD, director

Prepared by: Ms. Azra Bander- Demirović

First Release data are also published on the Internet
