



FIRST RELEASE



Users are kindly requested to mention the data source

YEAR XIV

SARAJEVO, 04.01.2021.

NUMBER 11

## TOURISM STATISTICS

### Tourism in BiH, November 2020

In November 2020 tourists realised 29,176 tourist arrivals in Bosnia and Hercegovina which represent the decrease by 33.3% as compared to October 2020 and decrease by 69.7% as compared to November 2019. Tourists realised 64,051 tourist nights which represent the decrease by 38.1% as compared to October 2020 and decrease by 66.4% as compared to November 2019. Domestic tourists share of total number of overnight stays was 66.0% and foreign tourists share was 34.0%.

The number of domestic tourist nights decreased by 40.5% as compared to October 2020 and decreased by 40.9% as compared to November 2019. Foreign tourist nights decreased by 32.8% as compared to October 2020 and decreased by 81.7% as compared to November 2019.

Concerning the structure of foreign tourist nights in November 2020, the most of them (64.3%) were realised by tourists from: United Arabien Emirates (19.6%), Serbia (18.2%), Croatia (14.9%), Turkey (4.8%), Italy (3.6%), and Kuwait(3.2%) . Tourists from other countries realised 35.7% of tourist nights.

Regarding the average detention of foreign tourist stays in our country on the first place comes: Japan wiht average stay by 15,0 nights, Brazil with 7.6 nights, Finland with 7.4 nights, Latvia and Estonia by with 6.5 nights and Greece with 6.0 nights.

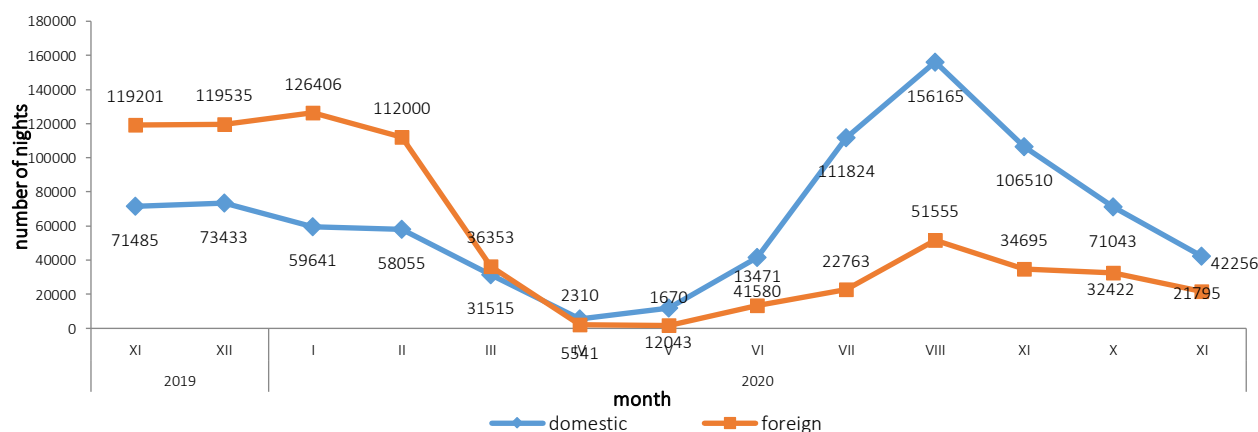
Available rooms, apartments and camping sites for tourists in Bosnia and Herzegovina in November 2020 amounted to 14,769 which is 23.3% decrease compared to November 2019. Number of available beds was 31,542 beds, which is decrease by 23.3%, compared to the same month of 2019.

In November 2020, in the activity - Hotels and similar accommodation, number of rooms and apartments available to tourists amounted to 13,610, which is an decrease of 21.4% compared to November 2019., and number of available beds amounted to 27,949 which is an decrease of 21,9%, compared to the same month of the previous year.

Net occupancy rate of permanent beds in November 2020 was 7.2%.

According to the type of accommodation facility the highest number of nights was recorded in Hotels and similar accommodation with share of 93.2%.

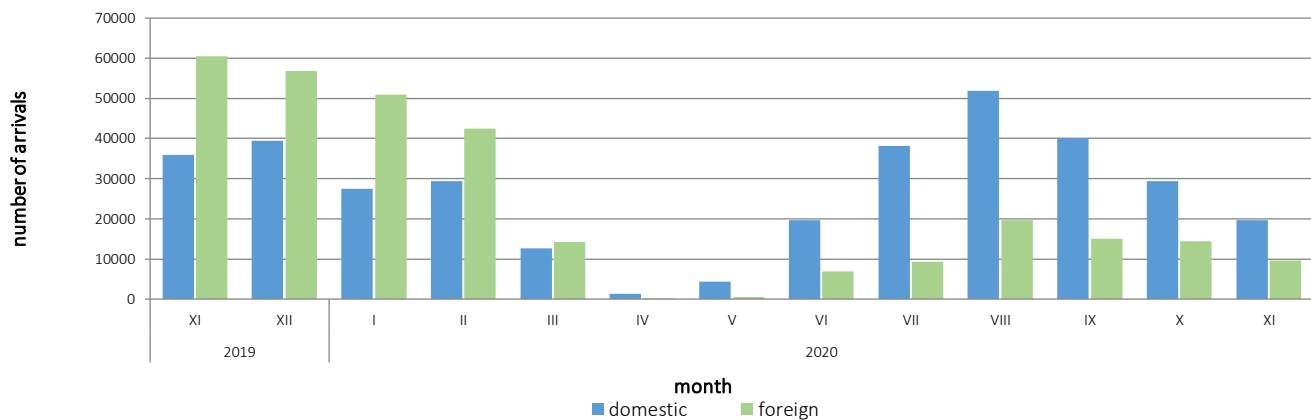
Tourist nights by months November 2019.- November 2020.



**Table 1: Tourist arrivals and nights**

	Arrivals					Nights					XI 2020	
	XI 2019*	X 2020	XI 2020	Indices XI 2020 X 2020	Indices XI 2020 XI 2019	XI 2019*	X 2020	XI 2020	Indices XI 2020 X 2020	Indices XI 2020 XI 2019	Structure of nights %	Average number of nights by arrivals
<b>TOTAL</b>	<b>96.421</b>	<b>43.751</b>	<b>29.176</b>	<b>66,7</b>	<b>30,3</b>	<b>190.686</b>	<b>103.465</b>	<b>64.051</b>	<b>61,9</b>	<b>33,6</b>	<b>100,0</b>	<b>2,2</b>
<b>Domestic tourist</b>	35.899	29.350	19.602	66,8	54,6	71.485	71.043	42.256	59,5	59,1	66,0	2,2
<b>Foreign tourist</b>	60.522	14.401	9.574	66,5	15,8	119.201	32.422	21.795	67,2	18,3	34,0	2,3

\*final data

**Tourist arrivals by months November 2019. - November 2020.**

**Table 2: Foreign tourist arrivals and nights, by country of residence**

	Arrivals					Nights					XI 2020	
	XI 2019*	X 2020	XI 2020	Indices XI 2020 X 2020	Indices XI 2020 XI 2019	XI 2019*	X 2020	XI 2020	Indices XI 2020 X 2020	Indices XI 2020 XI 2019	Structure of nights %	Average number of nights by arrivals
<b>Total</b>	<b>60.522</b>	<b>14.401</b>	<b>9.574</b>	<b>66,5</b>	<b>15,8</b>	<b>119.201</b>	<b>32.422</b>	<b>21.795</b>	<b>67,2</b>	<b>18,3</b>	<b>100,0</b>	<b>2,3</b>
<b>Foreign tourist</b>												
Albania	832	87	30	34,5	3,6	1.455	144	71	49,3	4,9	0,3	2,4
Austria	1.536	386	210	54,4	13,7	2.612	822	470	57,2	18,0	2,2	2,2
Belgium	235	9	91	1011,1	38,7	487	13	152	1169,2	31,2	0,7	1,7
Bulgaria	415	46	61	132,6	14,7	894	128	259	202,3	29,0	1,2	4,2
Montenegro	1.539	494	306	61,9	19,9	3.022	842	558	66,3	18,5	2,6	1,8
Czech Republic	336	74	95	128,4	28,3	554	143	193	135,0	34,8	0,9	2,0
Denmark	306	27	22	81,5	7,2	506	50	57	114,0	11,3	0,3	2,6
Estonia	9	-	23	-	255,6	19	-	149	-	784,2	0,7	6,5
Finland	139	5	5	100,0	3,6	252	26	37	142,3	14,7	0,2	7,4
France	422	153	61	39,9	14,5	856	321	114	35,5	13,3	0,5	1,9
Greece	254	31	40	129,0	15,7	506	114	238	208,8	47,0	1,1	6,0
Netherlands	736	164	62	37,8	8,4	1.352	353	136	38,5	10,1	0,6	2,2
Croatia	11.478	2.710	1.739	64,2	15,2	29.617	5.497	3.241	59,0	10,9	14,9	1,9
Ireland	144	8	3	37,5	2,1	291	17	3	17,6	1,0	0,0	1,0
Iceland	28	-	-	-	-	44	-	-	-	-	-	-
Italy	2.933	152	335	220,4	11,4	6.531	484	787	162,6	12,1	3,6	2,3
Cyprus	16	1	2	200,0	12,5	26	1	3	300,0	11,5	0,0	1,5
Latvia	19	4	26	650,0	136,8	56	6	170	2833,3	303,6	0,8	6,5
Lithuania	12	3	2	66,7	16,7	20	3	6	200,0	30,0	0,0	3,0
Luxembourg	25	13	5	38,5	20,0	45	32	8	25,0	17,8	0,0	1,6

(continued on next page)

(continued)

	Arrivals					Nights					XI 2020	
	XI 2019*	X 2020	XI 2020	Indices XI 2020 X 2020	Indices XI 2020 XI 2019	XI 2019*	X 2020	XI 2020	Indices XI 2020 X 2020	Indices XI 2020 XI 2019	Structure of nights %	Average number of nights by arrivals
Hungary	496	48	40	83,3	8,1	941	246	195	79,3	20,7	0,9	4,9
Malta	6	-	-	-	-	12	-	-	-	-	-	-
Norway	142	29	10	34,5	7,0	237	88	54	61,4	22,8	0,2	5,4
Germany	2.027	358	227	63,4	11,2	3.904	919	666	72,5	17,1	3,1	2,9
Poland	491	41	35	85,4	7,1	1.406	208	88	42,3	6,3	0,4	2,5
Portugal	65	16	7	43,8	10,8	122	38	23	60,5	18,9	0,1	3,3
Romania	192	30	26	86,7	13,5	496	83	81	97,6	16,3	0,4	3,1
Russian Federation	345	57	75	131,6	21,7	641	138	314	227,5	49,0	1,4	4,2
North of Macedonia <sup>1)</sup>	916	96	73	76,0	8,0	1.541	322	176	54,7	11,4	0,8	2,4
Slovakia	130	17	27	158,8	20,8	217	56	47	83,9	21,7	0,2	1,7
Slovenia	4.154	314	242	77,1	5,8	6.809	642	476	74,1	7,0	2,2	2,0
Serbia	7.769	4.265	1.975	46,3	25,4	13.926	8.325	3.963	47,6	28,5	18,2	2,0
Spain	370	39	30	76,9	8,1	640	75	62	82,7	9,7	0,3	2,1
Switzerland (including Liechtenstein)	418	71	101	142,3	24,2	940	255	235	92,2	25,0	1,1	2,3
Sweden	927	131	51	38,9	5,5	2.236	356	114	32,0	5,1	0,5	2,2
Turkey	3.284	578	571	98,8	17,4	6.242	1.430	1.055	73,8	16,9	4,8	1,8
United Kingdom	530	207	57	27,5	10,8	1.139	520	194	37,3	17,0	0,9	3,4
Ukraine	187	14	41	292,9	21,9	401	26	50	192,3	12,5	0,2	1,2
Other European countries	203	61	5	8,2	2,5	568	107	12	11,2	2,1	0,1	2,4
Egypt	70	6	4	66,7	5,7	201	18	8	44,4	4,0	0,0	2,0
South Africa	16	2	2	100,0	12,5	23	2	3	150,0	13,0	0,0	1,5
Other African countries	115	56	44	78,6	38,3	543	68	136	200,0	25,0	0,6	3,1
Canada	183	28	12	42,9	6,6	422	51	22	43,1	5,2	0,1	1,8
USA	1.584	389	329	84,6	20,8	3.416	646	675	104,5	19,8	3,1	2,1
Other Northern American countries	88	5	2	40,0	2,3	305	12	19	158,3	6,2	0,1	9,5
Brazil	74	21	12	57,1	16,2	162	81	91	112,3	56,2	0,4	7,6
Other Southern and Central	233	21	28	133,3	12,0	574	60	48	80,0	8,4	0,2	1,7
Bahrain	510	58	19	32,8	3,7	1.190	133	70	52,6	5,9	0,3	3,7
India	131	8	10	125,0	7,6	297	18	17	94,4	5,7	0,1	1,7
Iran	37	8	48	600,0	129,7	194	82	276	336,6	142,3	1,3	5,8
Israel	68	20	44	220,0	64,7	213	23	104	452,2	48,8	0,5	2,4
Japan	147	3	4	133,3	2,7	228	87	60	69,0	26,3	0,3	15,0
Republic of Korea	811	2	1	50,0	0,1	977	2	1	50,0	0,1	0,0	1,0
Qatar	75	52	54	103,8	72,0	278	205	160	78,0	57,6	0,7	3,0
China	5.236	95	67	70,5	1,3	6.227	124	122	98,4	2,0	0,6	1,8
Kuwait	275	357	168	47,1	61,1	924	1.421	708	49,8	76,6	3,2	4,2
Malaysia	2.084	7	-	-	-	2.527	80	-	-	-	-	-
Oman	472	80	74	92,5	15,7	1.094	187	163	87,2	14,9	0,7	2,2
Saudi Arabia	733	44	10	22,7	1,4	1.941	82	43	52,4	2,2	0,2	4,3
United Arab Emirates	870	2.253	1.816	80,6	208,7	2.078	5.877	4.282	72,9	206,1	19,6	2,4
Other Asian countries	2.389	85	84	98,8	3,5	3.362	202	265	131,2	7,9	1,2	3,2
Australia	207	14	8	57,1	3,9	377	32	41	128,1	10,9	0,2	5,1
New Zealand	18	3	22	733,3	122,2	34	12	22	183,3	64,7	0,1	1,0
Other countries of Oceania	30	45	1	2,2	3,3	51	87	2	2,3	3,9	0,0	2,0

<sup>1)</sup> previous FYR of Macedonia

\*final data

Foreign tourist nights and arrivals, by country of residence, November 2020.

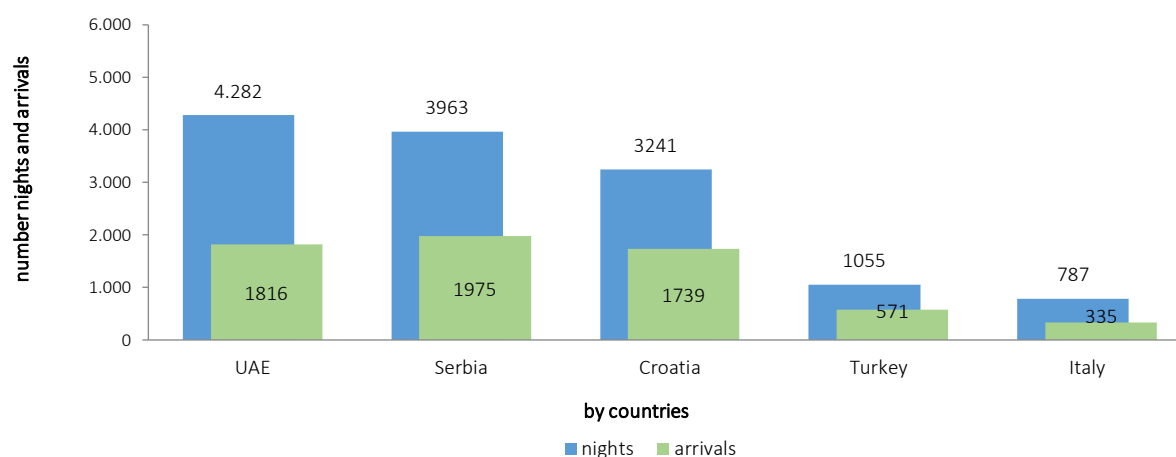


Table 3: Tourist arrivals and nights according to the classification of activities <sup>1)</sup>

	Arrivals					Nights					XI 2020
	XI 2019*	X 2020	XI 2020	Indices <u>XI 2020</u> X 2020	Indices <u>XI 2020</u> XI 2019	XI 2019*	X 2020	XI 2020	Indices <u>XI 2020</u> X 2020	Indices <u>XI 2020</u> XI 2019	Structure of nights %
<b>Total</b>	<b>96.421</b>	<b>43.751</b>	<b>29.176</b>	<b>66,7</b>	<b>30,3</b>	<b>190.686</b>	<b>103.465</b>	<b>64.051</b>	<b>61,9</b>	<b>33,6</b>	<b>100,0</b>
Hotels and similar accommodation	92.505	41.970	28.113	67,0	30,4	176.861	93.984	59.694	63,5	33,8	93,2
Holiday and other short-stay accommodation	3.071	1.126	872	77,4	28,4	6.407	2.623	2.373	90,5	37,0	3,7
Camps and camping grounds	127	39	46	117,9	36,2	391	111	110	99,1	28,1	0,2
Other accommodation	718	616	145	23,5	20,2	7.027	6.747	1.874	27,8	26,7	2,9
<b>Domestic tourist</b>	<b>35.899</b>	<b>29.350</b>	<b>19.602</b>	<b>66,8</b>	<b>54,6</b>	<b>71.485</b>	<b>71.043</b>	<b>42.256</b>	<b>59,5</b>	<b>59,1</b>	<b>66,0</b>
Hotels and similar accommodation	33.892	27.853	18.713	67,2	55,2	62.816	62.485	38.541	61,7	61,4	60,2
Holiday and other short-stay accommodation	1.365	887	739	83,3	54,1	2.326	1.950	1.849	94,8	79,5	2,9
Camps and camping grounds	25	15	11	73,3	44,0	100	24	17	70,8	17,0	0,0
Other accommodation	617	595	139	23,4	22,5	6.243	6.584	1.849	28,1	29,6	2,9
<b>Foreign tourist</b>	<b>60.522</b>	<b>14.401</b>	<b>9.574</b>	<b>66,5</b>	<b>15,8</b>	<b>119.201</b>	<b>32.422</b>	<b>21.795</b>	<b>67,2</b>	<b>18,3</b>	<b>34,0</b>
Hotels and similar accommodation	58.613	14.117	9.400	66,6	16,0	114.045	31.499	21.153	67,2	18,5	33,0
Holiday and other short-stay accommodation	1.706	239	133	55,6	7,8	4.081	673	524	77,9	12,8	0,8
Camps and camping grounds	102	24	35	145,8	34,3	291	87	93	106,9	32,0	0,1
Other accommodation	101	21	6	28,6	5,9	784	163	25	15,3	3,2	0,0

1) The Classification of Economic Activities of BiH 2010

\*final data

**Table 4: Tourist arrivals and nights, by organisation of tourist arrivals**

	Individual arrangement						Organised trip					
	Arrivals tourist			Nights tourist			Arrivals tourist			Nights tourist		
	XI 2019*	XI 2020	Indices <u>XI 2020</u> XI 2019	XI 2019*	XI 2020	Indices <u>XI 2020</u> XI 2019	XI 2019*	XI 2020	Indices <u>XI 2020</u> XI 2019	XI 2019*	XI 2020	Indices <u>XI 2020</u> XI 2019
<b>Total</b>	<b>71.262</b>	<b>26.574</b>	<b>37,3</b>	<b>135.268</b>	<b>55.738</b>	<b>41,2</b>	<b>25.159</b>	<b>2.602</b>	<b>10,3</b>	<b>55.418</b>	<b>8.313</b>	<b>15,0</b>
<b>Domestic tourist</b>	29.716	17.937	60,4	56.924	36.863	64,8	6.183	1.665	26,9	14.561	5.393	37,0
<b>Foreign tourist</b>	41.546	8.637	20,8	78.344	18.875	24,1	18.976	937	4,9	40.857	2.920	7,1

\* final data

**NOTES ON METHODOLOGY****The purpose of the statistical survey**

The purpose of the statistical survey is to monitor the tourist activity realised in commercial accommodation establishments and to provide internationally comparable BiH's statistics of tourism in accordance with current EU Regulations for the tourism statistics.

**Observation units**

Observation units are all business entities /legal units which are, by the main activity, registered in accommodation activity (division 55 - KD BiH 2010), persons as well as households that rent accommodation establishments to tourists. For the purpose of the survey, Classification of Activities in Bosnia and Herzegovina - KD BiH 2010 was used, and it is fully compliant with the European Classification of Economic Activities - NACE Rev. 2.

**Coverage**

Reporting units are all business entities (enterprises, entrepreneurs, institutions, associations etc.) and parts thereof engaged in providing accommodation servi in tourism registered according to the CA BiH 2010 under section : 55.1 (hotels and similar accommodation), 55.2 (holiday and other short - stay accommodation), 55.3 (camps and camping grounds), 55.9 (other includes uncategoryed accommodation), health institutions for their facilities in which persons stay for medical rehabilitation (costs are on persons themselves), business entities and parts thereof engaged in tourist stay in rural households, houses, camps, apartments and rooms directly rented by private persons/households. Survey covers the entire territory of Bosnia and Herzegovina.

**Source and methods of data collection**

Data on turnover of tourists (number of tourist arrivals and tourist nights) are collected from regular monthly report (TU-11 form). Reports are usually made on the basis of reception records in guest books, entities and their parts engaged in organising and arranging of tourists.

**Data revision**

Regular press releases on tourism are published in monthly dynamics and contain preliminary / first results until the final data are published.

The first regular revision of data implies that, when publishing data for the next month, the published data from the previous month (t-1) are revised in accordance with the information submitted by the reporting unit. The second regular revision of previously published data is the annual revision, which includes all changes in the data submitted after the first revision, in order to ensure the accuracy of the published data.

The press release clearly indicates what the data are, so that users of the statistics can interpret them correctly. If new statistical standards and concepts are introduced, changes in the research methodology are made, it is necessary to revise the data to ensure the consistency and comparability of data from previous historical series and new data series. Users will be informed about changes in data and reasons in an appropriate and transparent manner, in regular monthly press releases and other publications for the public, as well as on the website of the BiH Agency for Statistics ([www.bhas.gov.ba](http://www.bhas.gov.ba)).

**Definitions**

**Tourism** means the activity of visitors taking a trip to a main destination outside their usual environment for less than a year, for leisure, business or other personal purpose other than to be employed by a resident entity in the place visited.

**Tourist** is every person who, outside his place of permanent residence, spends one night in a hotel or some other accommodation facility for reasons of rest, recreation, health, study, sport, religion, family, business, public tasks or meeting. Tourist is registered in every place or establishment where he stays and, therefore, in case of change of place or establishment, he must register again, which results in data ambiguity. Consequently, the statistics registers the number of tourist arrivals, not the number of tourists.

**Residence** is a place where a person came with the intention of permanent stay. Tourist is registered in every place or establishment where he stays and, therefore, in case he/she changes the place or establishment, he/she must register again, which results in data ambiguity. Consequently, the statistics register the number of tourist arrivals and not the number of tourists.

**Domestic tourist** is a person with permanent residence in the BiH who spends at least one night in a hotel or some other accommodation establishment outside their place or residence.

**Foreign tourist** is every person with permanent residence outside in BiH who temporarily resides in BiH and who spends at least one night in a hotel or some other accommodation establishment.

**Tourist arrivals** refer to the number of persons (tourists) who arrived and registered their stay in an accommodation establishment.

**Tourist nights** refer to every registered overnight stay of a person (tourist) in an accommodation establishment.

**Accommodation capacities** are presented as the number of rooms, apartments and camping sites, and the number of permanent beds.

**Permanent beds** are those that are regularly ready-made for renting to guests.

**Occupancy rate of permanent beds (net)** in the reference period is obtained by dividing the total number of nights by the number of beds on offer and the number of days when the beds are actually available for use during the reference period. The data are expressed as a percentage.

**Organization of tourist arrivals** represent the way of organising touristic arrangements. Depending on the way of organising, touristic arrangement can be individual or organised (travel agency).

#### **Symbols**

- no occurrence

0,0 value not zero but less than 0,05 unit of measure use

---

Published and printed by the Agency for Statistics of the Bosnia and Herzegovina, 71000 Sarajevo, Zelenih beretki 26

Phone: +387 (33) 911 911 · Telefax: +387 (33) 220 622

E-mail : [bhas@bhas.gov.ba](mailto:bhas@bhas.gov.ba) · Web site: <http://www.bhas.ba>

Person responsible: Vesna Čužić, Actg. Dir.

Prepared by: Ms. Azra Demirović

First Release data are also published on the Internet

---