



Users are kindly requested to mention the data source

YEAR XIV

SARAJEVO, 04.01.2021.

NUMBER 10

TOURISM STATISTICS

Cumulative data, January – November 2020

In the period from January – November 2020 tourists realised 458,505 tourists arrivals which represent the decrease by 70.3% and 1,155,033 overnight stays which is decrease by 63.7% as compared to the same period of 2019.

The number of domestic tourist nights decrease by 20.8% and number of foreign tourist nights decrease by 80.1% as compared to the same period of 2019. Domestic tourist's share of total number of overnight stays was 60.4% and foreign tourists share was 39.6%.

Concerning the structure of foreign tourist nights, most of them (72.4%) were realised by tourists from Serbia (28.4%), Croatia (25.2%), Slovenia (4.8%), United Arab Emirates (4.4%), Turkey (3.5%), Germany (3.1%) and Montenegro (3.0%). Tourists from other countries realised 27.6% of tourist nights.

Regarding the average detention of foreign tourist stays, on the first place comes Iran with average stay of 9.3 nights, South Africa with 5.1 nights and Kuwait and Latvia each by 4.3 nights.

According to the type of accommodation facility the highest number of nights was recorded in Hotels and similar accommodation with share of 92.4%.

Tourists nights, January - November 2019. and 2020.

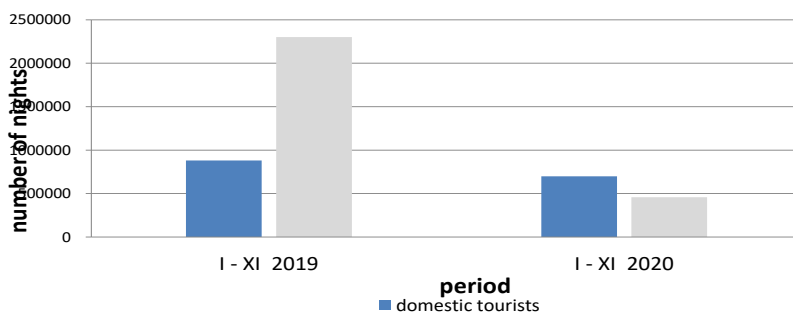


Table 1 : Tourist arrivals and nights

	ARRIVALS			NIGHTS			I - XI 2020	
	I - XI 2019 *	I - XI 2020	Indices <u>I - XI 2020</u> I - XI 2019	I - XI 2019 *	I - XI 2020	Indices <u>I - XI 2020</u> I - XI 2019	Structure of nights %	Average number of nights by arrivals
TOTAL	1,544,875	458,505	29,7	3,181,484	1,155,033	36,3	100,0	2,5
Domestic tourist	403,547	274,722	68,1	880,500	697,633	79,2	60,4	2,5
Foreign tourist	1,141,328	183,783	16,1	2,300,984	457,400	19,9	39,6	2,5

*) final dana

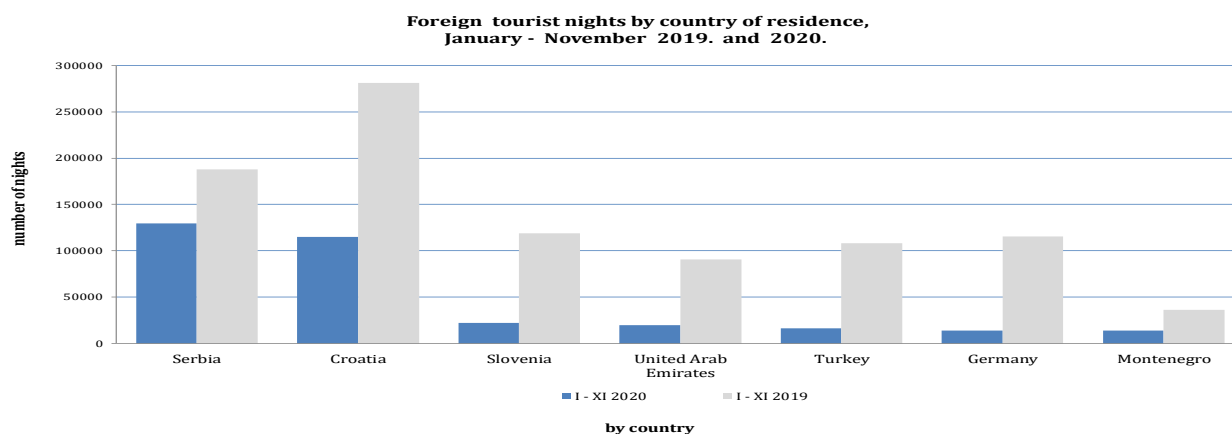


Table 2 : Foreign tourist arrivals and nights by country of residence

	ARRIVALS			NIGHTS			I - XI 2020	
	I - XI 2019 *	I - XI 2020	Indices <u>I - XI 2020</u> I - XI 2019	I - XI 2019 *	I - XI 2020	Indices <u>I - XI 2020</u> I - XI 2019	Structure of nights %	Average number of nights by arrivals
TOTAL	1,141,328	183,783	16,1	2,300,984	457,400	19,9	100,0	2,5
Albania	4,560	1,045	22,9	8,558	1,870	21,9	0,4	1,8
Austria	26,130	4,085	15,6	48,864	8,508	17,4	1,9	2,1
Belgium	7,229	635	8,8	16,875	1,542	9,1	0,3	2,4
Bulgaria	7,523	882	11,7	13,593	1,806	13,3	0,4	2,0
Montenegro	16,879	5,876	34,8	36,478	13,768	37,7	3,0	2,3
Czech Republic	8,856	1,104	12,5	16,571	1,849	11,2	0,4	1,7
Denmark	6,771	550	8,1	16,209	1,540	9,5	0,3	2,8
Estonia	553	56	10,1	1,287	212	16,5	0,0	3,8
Finland	3,542	160	4,5	7,966	454	5,7	0,1	2,8
France	19,937	1,479	7,4	54,891	3,334	6,1	0,7	2,3
Greece	6,260	504	8,1	12,431	1,351	10,9	0,3	2,7
Netherlands	16,624	1,945	11,7	40,323	4,438	11,0	1,0	2,3
Croatia	123,239	42,206	34,2	281,238	115,136	40,9	25,2	2,7
Ireland	4,721	369	7,8	15,105	915	6,1	0,2	2,5
Iceland	471	21	4,5	1,411	45	3,2	0,0	2,1

(continued on next page)

(continued)

	ARRIVALS			NIGHTS			I - XI 2020	
	I - XI 2019 *	I - XI 2020	Indices I - XI 2020 I - XI 2019	I - XI 2019 *	I - XI 2020	Indices I - XI 2020 I - XI 2019	Structure of nights %	Average number of nights by arrivals
Italy	46,176	3,427	7,4	114,464	8,372	7,3	1,8	2,4
Cyprus	778	70	9,0	1,102	230	20,9	0,1	3,3
Latvia	796	58	7,3	1,984	247	12,4	0,1	4,3
Lithuania	1,368	538	39,3	2,749	764	27,8	0,2	1,4
Luxembourg	757	253	33,4	1,583	621	39,2	0,1	2,5
Hungary	17,354	1,272	7,3	30,831	4,394	14,3	1,0	3,5
Malta	469	15	3,2	2,191	45	2,1	0,0	3,0
Norway	4,760	393	8,3	10,906	1,046	9,6	0,2	2,7
Germany	54,396	5,664	10,4	115,369	13,997	12,1	3,1	2,5
Poland	37,148	1,033	2,8	87,692	2,624	3,0	0,6	2,5
Portugal	3,752	219	5,8	5,339	491	9,2	0,1	2,2
Romania	6,037	602	10,0	12,125	1,822	15,0	0,4	3,0
Russian Federation	6,377	1,169	18,3	13,004	3,086	23,7	0,7	2,6
Southern Macedonia 1)	9,619	2,100	21,8	18,722	5,282	28,2	1,2	2,5
Slovakia	4,254	455	10,7	9,023	1,244	13,8	0,3	2,7
Slovenia	63,266	9,277	14,7	118,826	22,170	18,7	4,8	2,4
Serbia	94,449	52,150	55,2	187,734	129,778	69,1	28,4	2,5
Spain	17,262	757	4,4	29,976	1,616	5,4	0,4	2,1
Switzerland (including Liechtenstein)	11,684	1,686	14,4	25,192	4,248	16,9	0,9	2,5
Sweden	13,293	1,782	13,4	29,705	4,317	14,5	0,9	2,4
Turkey	69,130	7,230	10,5	108,316	16,184	14,9	3,5	2,2
United Kingdom	14,690	1,608	10,9	34,809	4,012	11,5	0,9	2,5
Ukraine	2,006	321	16,0	5,352	819	15,3	0,2	2,6
Other European countries	3,243	406	12,5	8,682	1,110	12,8	0,2	2,7
Egypt	1,170	194	16,6	3,244	608	18,7	0,1	3,1
South Africa	649	36	5,5	1,387	185	13,3	0,0	5,1
Other African countries	2,521	535	21,2	7,700	1,910	24,8	0,4	3,6
Canada	7,570	389	5,1	15,319	885	5,8	0,2	2,3
USA	32,754	4,242	13,0	69,999	8,612	12,3	1,9	2,0
Other Northern American countries	929	65	7,0	2,104	269	12,8	0,1	4,1
Brazil	5,676	298	5,3	11,024	857	7,8	0,2	2,9
Other Southern and Central American countries	7,231	423	5,8	14,710	1,087	7,4	0,2	2,6
Bahrain	7,466	585	7,8	21,305	1,585	7,4	0,3	2,7
India	2,325	158	6,8	4,964	400	8,1	0,1	2,5
Iran	532	128	24,1	1,433	1,196	83,5	0,3	9,3
Israel	6,687	287	4,3	15,801	617	3,9	0,1	2,1
Japan	10,452	430	4,1	13,799	1,153	8,4	0,3	2,7
Republic of Korea	40,693	1,536	3,8	46,440	1,655	3,6	0,4	1,1
Qatar	4,312	575	13,3	12,349	1,640	13,3	0,4	2,9
China	100,682	4,806	4,8	119,301	7,811	6,5	1,7	1,6
Kuwait	8,224	1,484	18,0	28,315	6,428	22,7	1,4	4,3
Malaysia	16,603	868	5,2	21,274	1,415	6,7	0,3	1,6
Oman	9,716	642	6,6	23,471	1,552	6,6	0,3	2,4
Saudi Arabia	65,448	1,925	2,9	156,986	5,859	3,7	1,3	3,0
United Arab Emirates	30,881	7,600	24,6	90,844	20,041	22,1	4,4	2,6
Other Asian countries	31,062	2,557	8,2	49,546	4,671	9,4	1,0	1,8
Australia	9,659	456	4,7	19,062	1,408	7,4	0,3	3,1
New Zealand	1,276	68	5,3	2,457	122	5,0	0,0	1,8
Other countries of Oceania	451	94	20,8	674	147	21,8	0,0	1,6

1) before FYR of Macedonia

*) final data

**Structure of tourists nights according to the classification of activity 1),
January - November 2019. and 2020.**

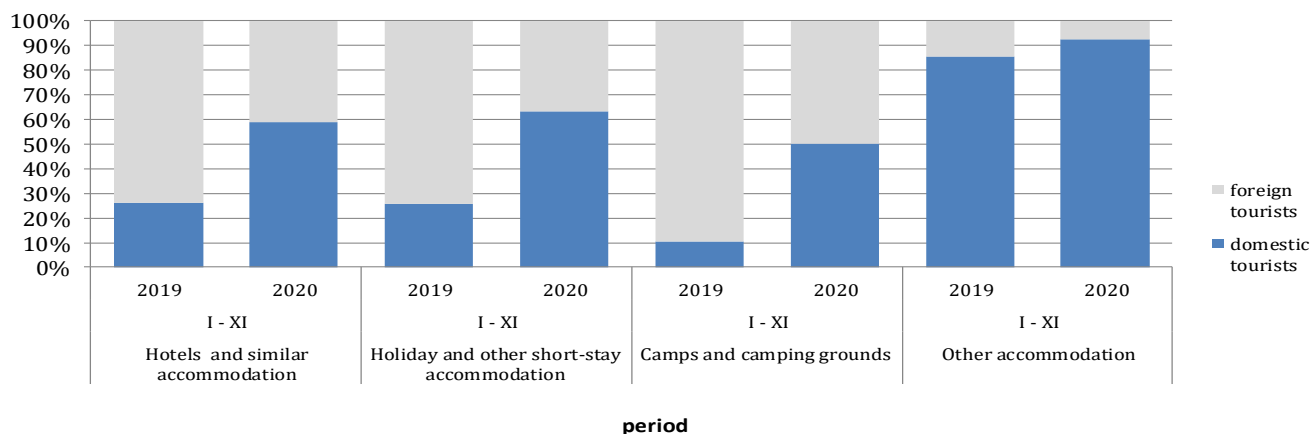


Table 3 : Tourist arrivals and nights according to the classification of activities ¹⁾

	ARRIVALS			NIGHTS			I - XI 2020
	I - XI 2019 *	I - XI 2020	Indices $\frac{I - XI 2020}{I - XI 2019}$	I - XI 2019 *	I - XI 2020	Indices $\frac{I - XI 2020}{I - XI 2019}$	Structure of nights %
TOTAL	1,544,875	458,505	29,7	3,181,484	1,155,033	36,3	100,0
Hotels and similar accommodation	1,458,313	435,655	29,9	2,934,230	1,066,921	36,4	92,4
Holiday and other short-stay accommodation	58,578	14,341	24,5	127,712	33,758	26,4	2,9
Camps and camping grounds	16,772	4,057	24,2	27,720	7,336	26,5	0,6
Other accommodation	11,212	4,452	39,7	91,822	47,018	51,2	4,1
Domestic tourists	403,547	274,722	68,1	880,500	697,633	79,2	60,4
Hotels and similar accommodation	373,934	259,148	69,3	766,237	629,126	82,1	54,5
Holiday and other short-stay accommodation	18,427	10,047	54,5	33,095	21,356	64,5	1,8
Camps and camping grounds	2,008	1,424	70,9	2,871	3,666	127,7	0,3
Other accommodation	9,178	4,103	44,7	78,297	43,485	55,5	3,8
Foreign tourist	1,141,328	183,783	16,1	2,300,984	457,400	19,9	39,6
Hotels and similar accommodation	1,084,379	176,507	16,3	2,167,993	437,795	20,2	37,9
Holiday and other short-stay accommodation	40,151	4,294	10,7	94,617	12,402	13,1	1,1
Camps and camping grounds	14,764	2,633	17,8	24,849	3,670	14,8	0,3
Other accommodation	2,034	349	17,2	13,525	3,533	26,1	0,3

¹⁾ The Classification of Economic Activities of BiH 2010

*) final data

NOTES ON METHODOLOGY

The purpose of the statistical survey

The purpose of the statistical survey is to monitor the tourist activity realised in commercial accommodation establishments and to provide internationally comparable BiH's statistics of tourism in accordance with current EU standards for the tourism statistics.

Observation units

Observation units are all business entities /legal units which are, by the main activity, registered in accommodation activity (division 55 - KD BiH 2010), persons as well as households that rent accommodation establishments to tourists. For the purpose of the survey, Classification of Activities in Bosnia and Herzegovina - KD BiH 2010 was used, and it is fully compliant with the European Classification of Economic Activities - NACE Rev. 2.

Coverage

Reporting units are all business entities (enterprises, entrepreneurs, institutions, associations etc.) and parts thereof engaged in providing accommodation services in tourism registered according to the CA BiH 2010 under section : 55.1 (hotels and similar accommodation), 55.2 (holiday and other short - stay accommodation), 55.3 (camps and camping grounds), 55.9 (other accommodation), health institutions for their facilities in which persons stay for medical rehabilitation (costs are on persons themselves), business entities and parts thereof engaged in tourist stay in rural households, houses, camps, apartments and rooms directly rented by private persons/households. Survey covers the entire territory of Bosnia and Herzegovina.

Source and methods of data collection

Data on turnover of tourists (number of tourist arrivals and tourist nights) are collected from regular monthly report (TU-11 form). Reports are usually made on the basis of reception records in guest books, entities and their parts engaged in organising and arranging of tourists.

Definitions

Tourism means the activity of visitors taking a trip to a main destination outside their usual environment for less than a year, for leisure, business or other personal purpose other than to be employed by a resident entity in the place visited.

Tourist is every person who, outside his place of permanent residence, spends one night in a hotel or some other accommodation facility for reasons of rest, recreation, health, study, sport, religion, family, business, public tasks or meeting.

Residence is a place where a person came with the intention of permanent stay. Tourist is registered in every place or establishment where he stays and, therefore, in case he/she changes the place or establishment, he/she must register again, which results in data ambiguity. Consequently, the statistics register the number of tourist arrivals and not the number of tourists.

Domestic tourist is a person with permanent residence in the BiH who spends at least one night in a hotel or some other accommodation establishment outside their place or residence.

Foreign tourist is every person with permanent residence outside in BiH who temporarily resides in BiH and who spends at least one night in a hotel or some other accommodation establishment.

Symbols

- no occurrence

0,0 value not zero but less than 0,05 unit of measure use

Published and printed by the Agency for Statistics of the Bosnia and Herzegovina, 71000 Sarajevo, Zelenih beretki 26

Phone: +387 (33) 911 911 · Telefax: +387 (33) 220 622

E-mail : bhas@bhas.gov.ba · Web site: <http://www.bhas.gov.ba>

Person responsible: Vesna Čužić, Actg. Dir.

Prepared by: Ms. Jasmina Omić

First Release data are also published on the Internet
