



# SAOPĆENJE

## FIRST RELEASE



Obavezni ste da prilikom dozvoljenih radnji, u svom proizvodu ili aplikaciji navedete izvor podataka.  
You are required to specify a data source when allowed in your product or application.

GODINA/YEAR VII

SARAJEVO, 20.04.2021.

BROJ/NUMBER 1

## OKOLIŠ

### ENVIRONMENT

#### PREKOGRAIČNI PROMET NEOPASNOG OTPADA CROSS-BORDER TRAFFIC NON-DANGEROUS WASTE

Analiza podataka o ukupnom prekograničnom prometu neopasnog otpada u periodu 2014-2020 godine ukazuje generalno na rast prometa šest grupa otpada (metalni otpad, tekstilni otpad, gumeni otpad, plastični otpad, stakleni otpad i otpad od sagorijevanja). Samo za neke vrste otpada zabilježen je umjeren pad.

*The analysis of data on the total cross-border import of non-hazardous waste in imports in the period 2014-2020 indicates a general increase in the turnover of three groups of waste (paper, rubber and plastic waste). Only for some types of waste a moderate decrease was recorded (metal, textile and combustion waste).*

Ukupna količina izvezenog neopasnog otpada u 2020 godini iznosi 812 232 tone, što je za 3,6% manje u odnosu na prethodnu godinu. Podaci o izvezenim količinama neopasnog otpada u 2020 godini pokazuju trend pada, što je uzrokovano smanjenim izvozom nekih grupa otpada.

*The total amount of exported non-hazardous waste in 2020 is 812 232 tonnes, which is 3.6% less than in the previous year. Data on exported quantities of non-hazardous waste in 2020 show a declining trend, which is caused by reduced exports of some waste groups.*

Posmatrajući pojedinačno grupe otpada, u 2020 godini povećan je izvoz staklenog otpada i metalnog otpada. Izvoz tekstilnog otpada, otpadnog papira i kartona, plastičnog otpada, neopasne šljake i gumenog otpada je zadržao trend postepenog pada.

*Looking at waste groups individually, in 2020, the export of glass waste and metal waste increased. Exports of textile waste, waste paper and cardboard, plastic waste, non-hazardous slag and rubber waste maintained the trend of gradual decline.*

Ukupna količina uvezenog neopasnog otpada u 2020 godini iznosi 29 029 tona, što je za 10,7% više u odnosu na prethodnu godinu. Analiza podataka o uvozu neopasnog otpada za period 2014-2020 godine ukazuje na trend pada uvezenih količina otpada od papira i kartona, neopasne šljake, i metalnog otpada, dok je uvoz plastičnog otpada, tekstilnog otpada i gumenog zadržao trend rasta tokom posmatranog perioda.

*The total amount of imported non-hazardous waste in 2020 is 29 029 tonnes, which is 10.7% more than in the previous year. Analysis of data on imports of non-hazardous waste for the period 2014-2020 indicates a downward trend in imported quantities of paper and cardboard waste, non-hazardous slag, and metal waste, while imports of plastic waste, textile waste and rubber maintained a growth trend during the observed period.*

# 1. STATISTIKA VANJSKE TRGOVINE – IZVOZ NEOPASNOG OTPADA

FOREIGN TRADE STATISTICS – EXPORT OF NON-HAZARDOUS WASTE

## 1.1 IZVOZ METALNOG OTPADA

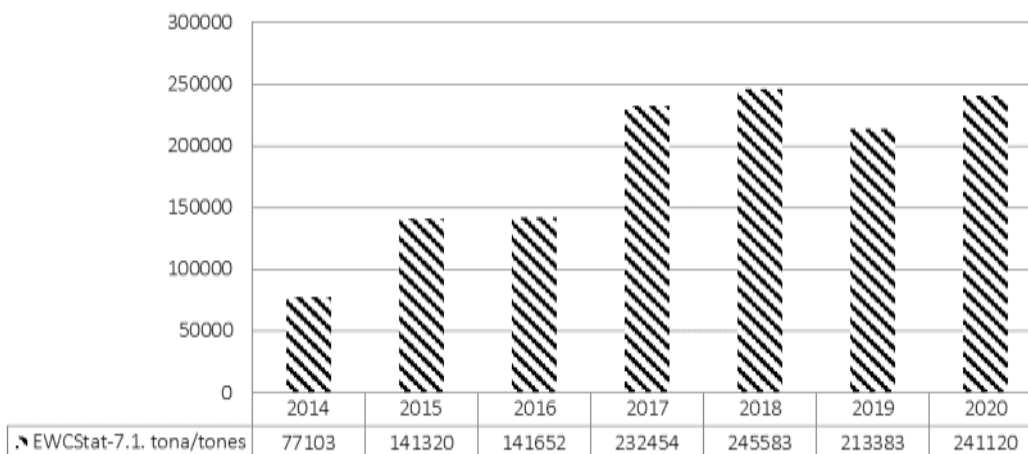
EXPORT OF METAL WASTE

Analiza podataka o izvozu metalnog otpada u periodu 2014 – 2020 ukazuje na rast izvezenih količina otpada. U 2020 godini uočen je rast izvoza, količina izvezenog otpada je za 13% veća u odnosu na 2019 godinu. Tokom 2020 godine od ukupno izvezene količine, 45% metalnog otpada izvezeno je u Tursku.

*Analysis of data on exports of scrap metal in the period 2014 - 2020 indicates an increase in exported quantities of waste. In 2020, an increase in exports was observed, the amount of exported waste is 13% higher than in 2019. During 2020, of the total amount exported, 45% of scrap metal was exported to Turkey.*

### Graf 1. Izvoz metalnog otpada, 2014-2020

Graph 1. Export of metal waste, 2014-2020



## 1.2 IZVOZ STAKLENOG OTPADA

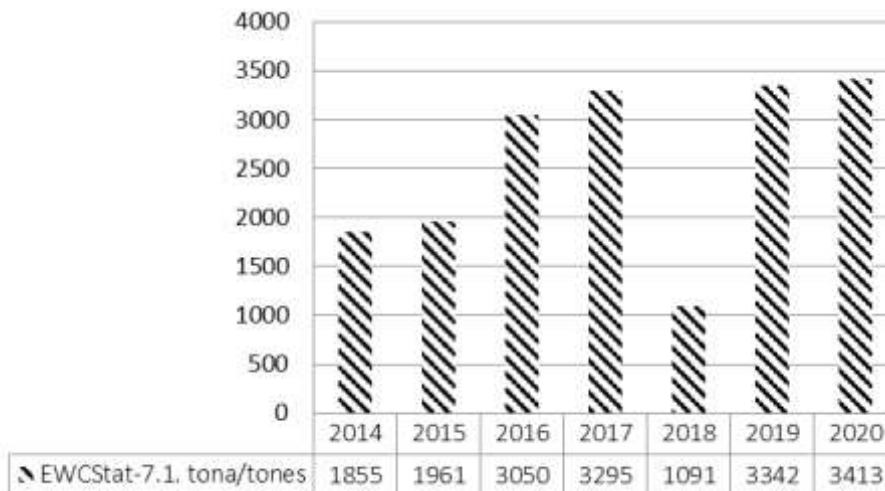
EXPORT OF GLASS WASTE

Analiza podataka o izvozu staklenog otpada u periodu 2014-2020 ukazuje na promjenjiv trend izvezenih količina. U 2020 godini uočen je rast izvoza, količina izvezenog staklenog otpada je za 2,1% veća u odnosu na 2019. Tokom 2020 godine najveće količine staklenog otpada izvezene su u Hrvatsku.

*Analysis of data on glass waste exports in the period 2014-2020 indicates a changing trend in exported quantities. In 2020, an increase in exports was observed, the amount of exported glass waste was 2.1% higher than in 2019. During 2020, the largest quantities of glass waste were exported to Croatia.*

### Graf 2. Izvoz staklenog otpada, 2014-2020

Graph 2. Export of glass waste, 2014-2020



### 1.3. IZVOZ TEKSTILNOG OTPADA

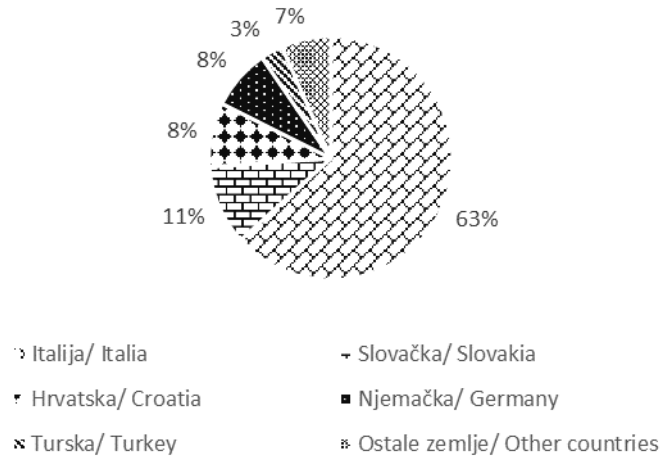
#### EXPORT OF TEXTILE WASTE

U 2020 godini tekstilni otpad iz BiH se izvezio širom svijeta. Izvezeni otpad obuhvata materijale kao npr. strugotina i ostali otpad kože, otpaci od svile, otpaci od vune, pamučni otpad, lan i otpad, rabljena odjeća. Tokom 2020 godine najveće količine tekstilnog otpada izvezene su u Italiju.

*In 2020, textile waste from BiH was exported worldwide. Exported waste includes materials such as sawdust and other leather waste, silk waste, wool waste, cotton waste, linen and waste, used clothing. During 2020, the largest quantities of textile waste were exported to Italy.*

#### Graf 3. Izvoz tekstilnog otpada, 2020

Graph 3. Export textile waste, 2020



### 1.4 IZVOZ OTPADNOG PAPIRA I KARTONA

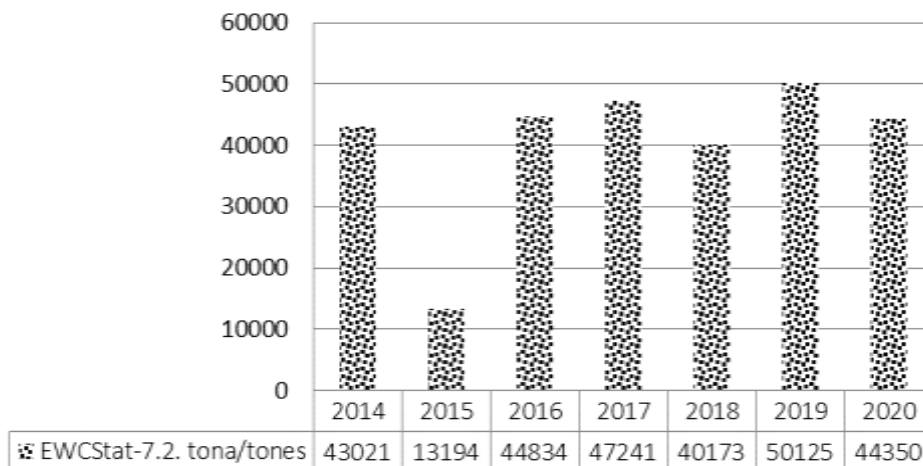
#### EXPORT OF WASTE PAPER AND CARDBOARD

Analiza podataka o izvozu otpadnog papira i kartona u periodu 2014-2020 ukazuje na promjenjiv trend. U 2020. godini uočen je pad izvoza, količina izvezenog otpada je za 11,5% manja u odnosu na 2019. godinu. Tokom 2020 godine od ukupno izvezene količine otpadnog papira i kartona, 63,7% otpadnog papira i kartona izvezene su u Republiku Srbiju.

*Analysis of data on exports of waste paper and cardboard in the period 2014-2020 indicates a changing trend. In 2020, a decline in exports was observed, the amount of exported waste is 11.5% lower than in 2019. During 2020, out of the total exported quantity of waste paper and cardboard, 63.7% of waste paper and cardboard were exported to the Republic of Serbia.*

#### Graf 4. Izvoz otpadnog papira i kartona, 2014-2020

Graph 4. Export of waste paper and cardboard, 2014-2020



## 1.5 IZVOZ PLASTIČNOG OTPADA

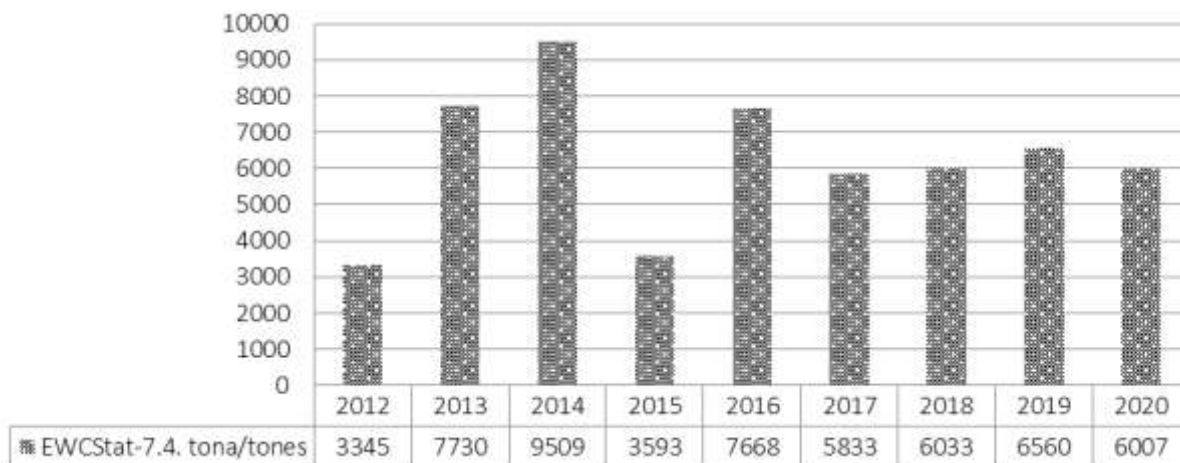
### EXPORT OF PLASTIC WASTE

Analiza podataka o izvozu plastičnog otpada u periodu 2017-2020 generalno ukazuje na promjeniv trend rasta i pada rast izvezenih količina. U 2020 godini uočen je pad izvoza, količina izvezenog otpada je za 8,5% manja u odnosu na 2019 godinu. Tokom 2020 godine, od ukupno izvezene količine plastičnog otpada 39,4% plastičnog otpada izvezeno je u Hrvatsku.

*The analysis of data on plastic waste exports in the period 2017-2020 generally indicates a changing growth trend and declining growth in exported quantities. In 2020, a decline in exports was observed, the amount of exported waste is 8.5% lower than in 2019. During 2020, out of the total amount of exported plastic waste, 39.4% of plastic waste was exported to Croatia.*

### Graf 5. Izvoz plastičnog otpada, 2014-2020

Graph 5. Export of plastic waste, 2014-2020



## 1.6 IZVOZ NEOPASNE ŠLJAKE I PEPELA

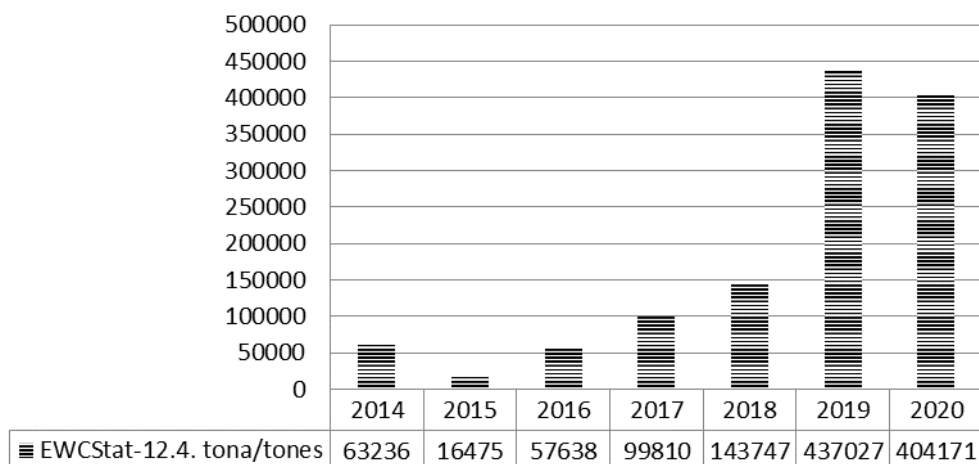
### EXPORT OF WASTE SLUDGE AND ASH

Analiza podataka o izvozu neopasne šljake i pepela iz toplinskih procesa u periodu 2014-2020 ukazuje na rast izvezenih količina. 2020 godina bilježi pad od 7,5% u odnosu na prethodnu godinu. Tokom 2020 godine od ukupno izvezene količine neopasne šljake i pepela, 57,5% neopasne šljake i pepela izvezeno je u Hrvatsku.

*Analysis of data on the export of non-hazardous slag and ash from thermal processes in the period 2014-2020 indicates an increase in exported quantities. 2020 recorded a decrease of 7.5% compared to the previous year. During 2020, out of the total exported quantity of non-hazardous slag and ash, 57.5% of non-hazardous slag and ash was exported to Croatia.*

### Graf 6. Izvoz neopasne šljake i pepela, 2014-2020

Graph 6. Export of non-hazardous waste sludge and ash, 2014-2020



## 1.7 IZVOZ GUMENOG OTPADA

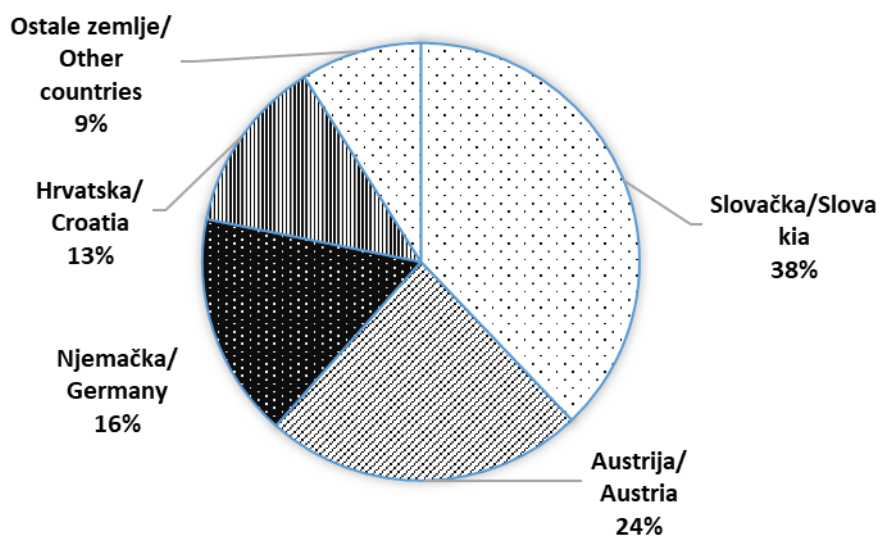
### EXPORT OF RUBBER WASTE

U 2020 godini uočen je pad izvoza, količina izvezenog otpada je za 35,6% manja u odnosu na 2019 godinu. U 2020 godini od ukupno izvezene količine gumenog otpada, 37,8% gumenog otpada izvezeno je u Slovačku.

*In 2020, a decline in exports was observed, the amount of exported waste is 35.6% lower than in 2019. In 2020, of the total amount of rubber waste exported, 37.8% of rubber waste was exported to Slovakia.*

#### Graf 7. Države u koje se izvezio gumeni otpad, 2020

*Graph 7. Countries to which rubber waste was exported, 2020*



## 2. STATISTIKA VANJSKE TRGOVINE – UVOZ NEOPASNOG OTPADA

### FOREIGN TRADE STATISTICS – IMPORT OF NON-HAZARDOUS WASTE

#### 2.1 UVOZ METALNOG OTPADA

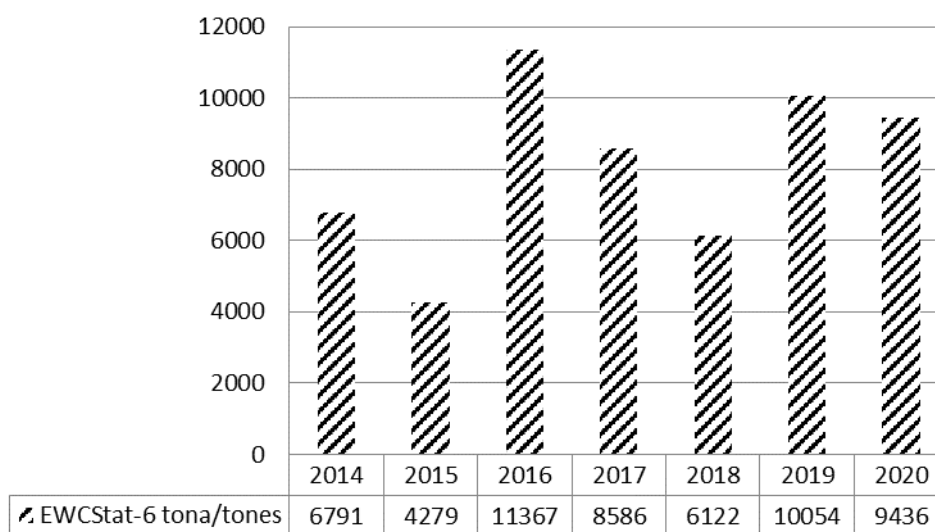
##### IMPORT OF METAL WASTE

Analiza podataka o uvozu metalnog otpada u periodu 2014-2020 ukazuje na promjenjiv trend rasta i pada uvezenih količina. U 2020 godini uočen je pad uvoza, količina uvezenog metalnog otpada je za 6,1% više u odnosu na 2019. godinu. Tokom 2020 godine od ukupno uvezene količine metalnog otpada, 40,4% metalnog otpada uvezeno je iz Italije .

*Analysis of data on imports of scrap metal in the period 2014-2020 indicates a changing upward and downward trend in imported quantities. In 2020, a decline in imports was observed, the amount of imported waste is 6.1% more than in 2019. During 2020, out of the total imported amount of scrap metal, 40.4% of scrap metal was imported from Italy.*

#### Graf 8. Uvoz metalnog otpada, 2014-2020

Graph 8. Import of metal waste, 2014-2020



#### 2.2 UVOZ TEKSTILNOG OTPADA

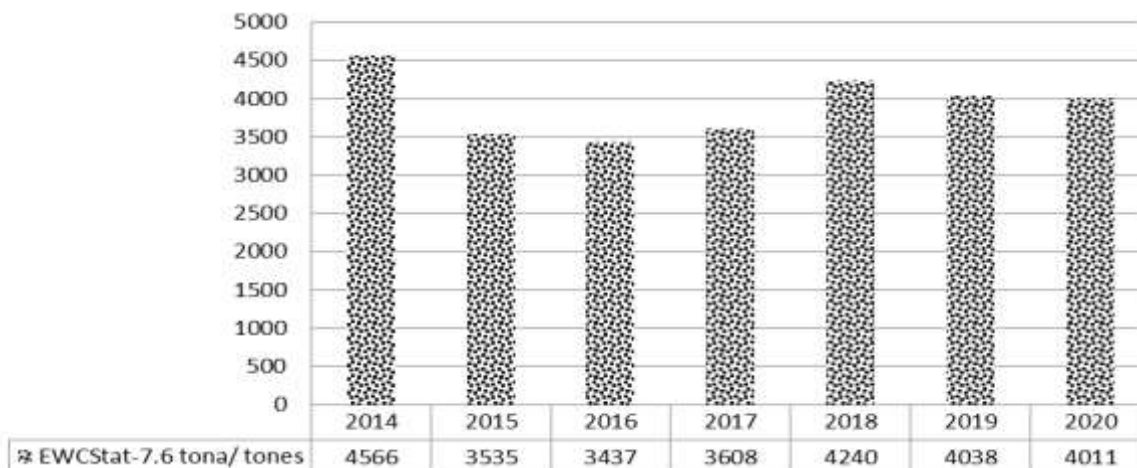
##### IMPORT OF TEXTILE WASTE

Analiza podataka o uvozu tekstilnog otpada u periodu 2014-2020 ukazuje na promjenjiv trend rasta i pada uvezenih količina ovog otpada. U 2020 godini uočen je pad uvoza, količina uvezenog tekstilnog otpada je za 0,6% manja u odnosu na 2019 godinu. Tokom 2020 godine od ukupno uvezene količine tekstilnog otpada, 50,8% metalnog otpada uvezeno je Njemačke.

*Analysis of data on imports of textile waste in the period 2014-2020 indicates a changing upward and downward trend in imported quantities of this waste. In 2020, a decrease in imports was observed, the amount of imported textile waste is 0.6% lower compared to 2019. During 2020, out of the total imported amount of textile waste, 50.8% of metal waste was imported from Germany.*

#### Graf 9. Uvoz tekstilnog otpada, 2014-2020

Graph 9. Import of textile waste, 2014-2020



## 2.3 UVOZ OTPADNOG PAPIRA I KARTONA

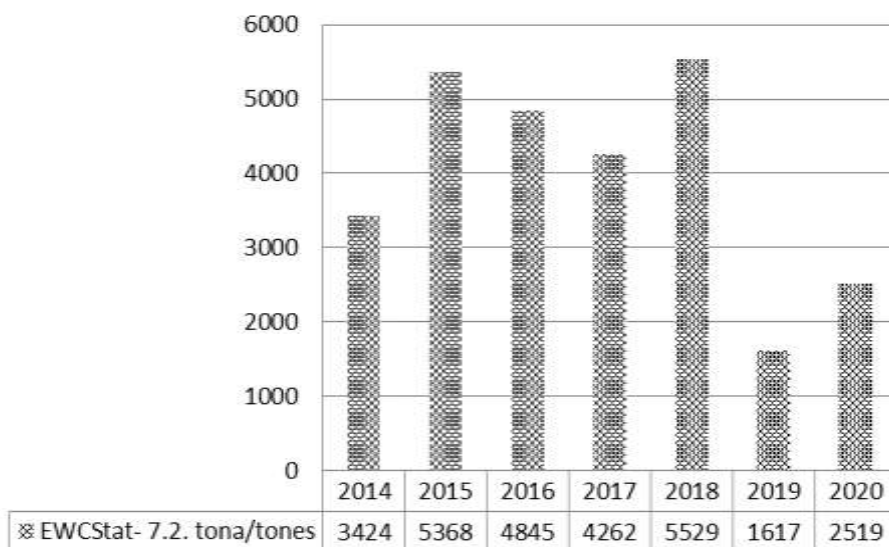
### IMPORT OF WASTE PAPER AND CARDBOARD

Analiza podataka o uvozu otpadnog papira i kartona u periodu 2014-2020 ukazuje na promjenjiv trend rasta i pada uvezenih količina tokom posmatranog perioda. U 2020 godini količina uvezenog otpadnog papira i kartona je za 55,8 % veća u odnosu na 2019 godinu. Tokom 2020 godine od ukupno uvezene količine otpadnog papira i kartona, 53,9% otpadnog papira i kartona uvezeno je s Kosova.

*The analysis of data on imports of waste paper and cardboard in the period 2014-2020 indicates a changing trend of growth and decline of imported quantities during the observed period. In 2020, the amount of imported waste paper and cardboard is 55.8% higher than in 2019. During 2020, out of the total imported amount of waste paper and cardboard, 53.9% of waste paper and cardboard was imported from Kosovo.*

#### Graf 10. Uvoz otpadnog papira i kartona, 2014-2020

Graph 10. Import of waste paper and cardboard, 2014-2020



## 2.4 UVOZ PLASTIČNOG OTPADA

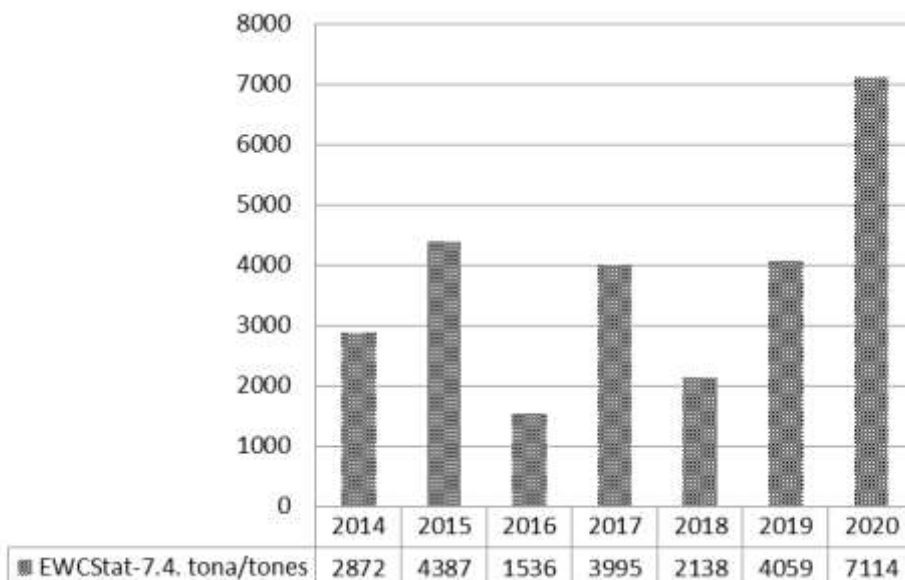
### IMPORT OF PLASTIC WASTE

U 2020 godini količina uvezenog plastičnog otpada je za 75,2% veća u odnosu na 2019 godinu. Tokom 2020 godine od ukupno uvezene količine plastičnog otpada, 79,5% plastičnog otpada uvezeno je iz Slovenije.

*In 2020, the amount of imported plastic waste is 75.2% higher than in 2019. During 2020, out of the total imported amount of plastic waste, 79.5% of plastic waste was imported from Slovenia.*

#### Graf.11. Uvoz plastičnog otpada, 2014-2020

Graph 11 Import of plastic waste, 2014-2020



## 2.5 UVOZ NEOPASNE ŠLJAKE I PEPELA

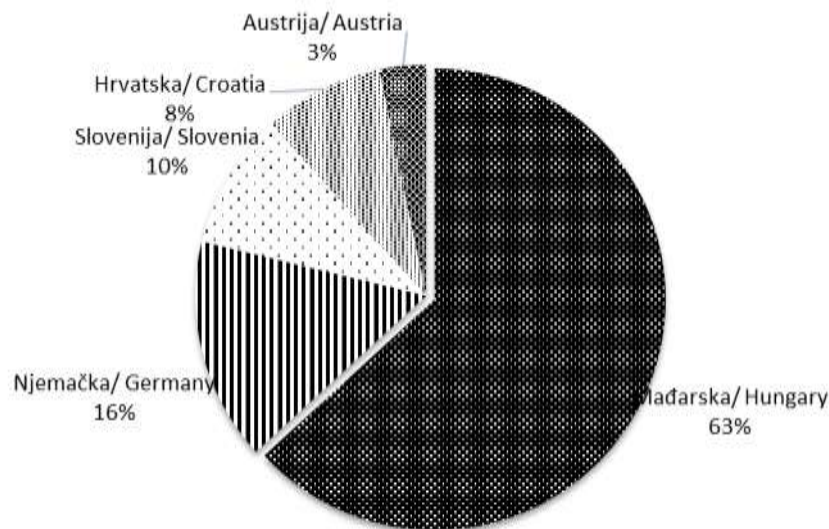
### IMPORT OF WASTE SLUDGE AND ASH

Analiza podataka o uvozu neopasne šljake i pepela iz toplinskih procesa u periodu 2014-2020 ukazuje na pad uvezenih količina. Tokom 2020 godine od ukupno uvezene količine neopasne šljake i pepela, 63,2% neopasne šljake i pepela uvezeno je iz Mađarske.

*The analysis of data on the import of non-hazardous slag and ash from thermal processes in the period 2014-2020 indicates a decline in imported quantities. During 2020, out of the total imported quantity of non-hazardous slag and ash, 63.2% of non-hazardous slag and ash was imported from Hungary.*

### Graf 12. Uvoz neopasne šljake i pepela, 2020

Graph 12. Import of non-hazardous waste sludge and ash, 2020



## 2.6 UVOZ GUMENOG OTPADA

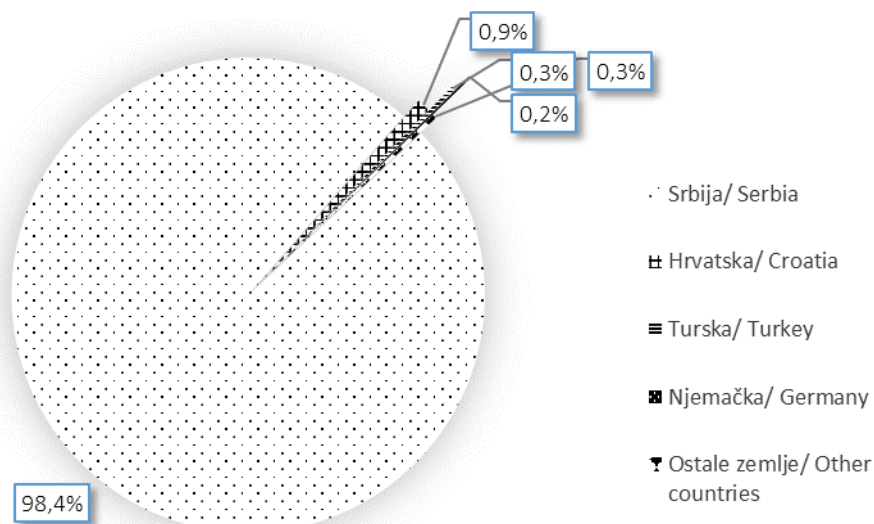
### IMPORT OF RUBBER WASTE

U 2020 godini uočen je rast uvoza, količina gumenog otpada. U 2020 godini od ukupno uvezene količine gumenog otpada, 98,4% gumenog otpada uvezeno je iz Srbije.

*In 2020, there was an increase in imports, the amount of rubber waste. In 2020, out of the total imported amount of rubber waste, 98.4% of rubber waste was imported from Serbia.*

### Graf 13. Države iz kojih se uvezio gumeni otpad, 2020

Graph 13. Countries from which rubber waste was imported, 2020





## METODOLOŠKA OBJAŠNENJA

Zbog nedostatka podataka u Bosni i Hercegovini o uvozu/izvozu neopasnog otpada prema Regulativi 259/93/EEC o prekograničnom prometu otpada, Odsjek za statistiku životne sredine Agencije za statistiku BiH je preduzeo aktivnosti na obradi dostupnih podataka statistike spoljne trgovine.

Razvoj i proizvodnja statistike spoljne trgovine u BiH se odvija kroz statističke institucije. Osnova razvoja je utvrđena evropskim propisima i stoga je statistika spoljne trgovine u velikoj mjeri usklađena sa zemljama EU. Osnovni izvor podataka je Jedinstvena carinska isprava (JCI). Agencija za statistiku BiH dobija potrebne podatke iz Jedinstvenih carinskih isprava od Uprave za indirektno oporezivanje BiH, u skladu sa Protokolom o saradnji potpisanim između ove dvije institucije.

Podaci o izvezenim/uvezenim količinama neopasnog otpada su dobijeni na osnovu obrade baze podataka statistike spoljne trgovine. Baza sadrži podatke koji su relevantni za statistiku o uvozu i izvozu otpada.

Ovi podaci uključuju sljedeće elemente:

- Opis robe
- Količine kojima se trguje u tonama
- Zemlja porijekla i odredište
- Dostupne su i druge informacije kao što je vrijednost robe, ali one nisu relevantne za statistiku uvoza i izvoza otpada u kontekstu Regulative o statistici otpada 2150/2002/EC.

CN - (Kombinovana nomenklatura - Combined Nomenclature) je klasifikacija roba unutar EU za potrebe prikupljanja carina, statističko praćenje spoljne trgovine, te za primjenu posebnih mjera u okviru trgovinske, poljoprivredne, fiskalne i monetarne politike EU. Ona se zasniva na međunarodnoj klasifikaciji harmonizovanog sistema, koju sastavlja Svjetska carinska organizacija, a Europska unija dopunjava se svojim potpodjelama tzv. CN podnaslovima.

Kombinovana nomenklatura se sastoji od oko 10 000 različitih kodova koji opisuju robu. Od tih kodova, oko 250 su kodovi koji se sastoje od ili sadrže otpad, a koji bi mogli biti osnova za prikupljanje statističkih podataka o uvozu i izvozu otpada za različite materijale. Obradom baze podataka statistike spoljne trgovine su ekstrahovani tarifni brojevi (CN kodovi) koji sadrže otpad.

Izbor tih kodova bio je zasnovan na osnovu procjene i identifikacije koju je uradio Njemački zavod za statistiku, kao i dopuna koje je predložila Savezna Agencija zaštite životne sredine UBA (Federal Environment Agency). Svi izabrani kodovi nisu bili pogodni za prikupljanje statističkih podataka o uvozu i izvozu otpada i taj broj je morao biti smanjen zbog toga što:

## NOTES ON METHODOLOGY

*Due to lack of information in Bosnia and Herzegovina on import/export of non-hazardous waste according to 259/93/EEC Regulation on the transboundary movement of waste, the Department of Environmental Statistics of Statistics Agency Bosnia and Herzegovina has taken action to process the available data of external trade statistics.*

*Development and production of external trade statistics in BiH is done through statistical institutions. Basis for the development is defined by European regulations and therefore the statistics of foreign trade is largely in line with EU countries. The main data source is the Unique Customs Declaration (UCD). Agency for Statistics receives the necessary data from the single administrative document of the Indirect Taxation Authority, in accordance with the Protocol on Cooperation signed between the two institutions.*

*Data on exported/imported quantities of non-hazardous waste were obtained from processing databases of external trade statistics. The database contains information that is relevant to statistics on import and export of waste.*

*These data include the following elements:*

- *Description of goods*
- *The quantities traded in tons*
- *Country of origin and destination*
- *There are also other information such as the value of the goods, but they are not relevant to statistics on imports and exports of waste in the context of Regulation 2150/2002/EC on waste statistics.*

*CN - (Combined Nomenclature) the classification of goods within the EU for the purpose of collecting customs duties, statistical monitoring of foreign trade, and for the implementation of special measures in the commercial, agricultural, fiscal and monetary policy. It is based on the international harmonized system of classification, compiled by the World Customs Organization and the European Union to complement its subclasses so. CN subheadings.*

*Combined Nomenclature comprises about 10.000 different codes that describe the goods. Of these codes, about 250 codes that consist of or contain waste, which could be the basis for collecting statistical data on imports and exports of waste for different materials. Processing of a database of external trade statistics are extracted tariff numbers (CN codes) containing waste.*

*The choice of these codes was based on an assessment and identification conducted by German Bureau of Statistics, as well as amendments proposed by the Federal Environment Agency UBA. All selected codes were not suitable for collecting statistical data on imports and exports of waste and this figure has to reduce because:*

- Neki kodovi sadrže i otpad i proizvod u istom kodu
- Neki kodovi sadrže otpad koji je u potpunosti ili djelomično obuhvaćen izvještavanjem u skladu s Regulativom 259/93/EEC o prekograničnom prometu otpada.

Ovo su neki od zaključaka o prikladnosti korištenja spoljnotrgovinske statistike za potrebe statistike uvoza/ozvoza otpada:

1. Za neke vrste otpada kao što je metalni otpad, papir i karton, staklo i plastični otpad, tekstilni otpad i otpad od sagorijevanja (pepeo i šljaka), gumeni otpad, statistika spoljne trgovine omogućava relevantne podatke o uvozu i izvozu otpada, i ti podaci se mogu koristiti kao dopuna podacima zasnovanim na Regulativi o prekograničnom prometu otpada.
2. Za druge vrste otpada kao što su otpad elektroničke opreme i otpad iz poljoprivredno-prehrambene industrije, vanjskotrgovinska statistika ne pruža dobru osnovu za statistiku o uvozu i izvozu otpada, budući da se podaci o otpadu i proizvodima obično kombinuju u istom kodu Kombinovane nomenklature.
3. Podaci statistike spoljne trgovine imaju češću frekvenciju proizvodnje podataka u odnosu na frekvenciju koja je zahtjevana u Regulativi o statistici otpada, dostupni su na vrijeme i uz poštovanje rokova.
4. Potrebni podaci o uvozu i izvozu otpada se mogu lako izvaditi iz postojeće baze podataka statistike spoljne trgovine, i stoga korištenje tih podataka za potrebe Regulative o statistici otpada uključuje malo, ili je to bez ikakvih dodatnih troškova.
5. Metodologija koja se primjenjuje u Njemačkoj bi se u načelu mogla koristiti od strane svih država članica EU i šire.

CN - Kombinovana nomenklatura i statistička EWC-Stat klasifikacija su uopšteno klasifikacije koje se zasnivaju na glavnom materijalu ili proizvodu. Kombinovana nomenklatura je mnogo detaljnija od EWC-Stat klasifikacije, i iz toga razloga nije previše teško pripisati kodove Kombinovane nomenklature za jednu od kategorija u EWC-Stat klasifikaciji.

Za potrebe izračunavanja statistike o uvozu i izvozu metalnog otpada, predloženi su kodovi koji predstavljaju najbolje procjene koje se mogu povezati sa EWCStat klasifikacijom, na agregiranom nivou šifre 6- neopasni metalni otpad. CN kodovi 79031000 (cink prašina), 79039000 (cink prah), i 81121300 (otpad berilija i ostatci) nisu uključeni jer mogu djelomično biti obuhvaćeni Regulativom o prekograničnom prometu otpada.

- *Some codes contain waste and products in the same code*
- *Some codes may contain waste which is wholly or partly covered by the reporting in accordance with Regulation 259/93/ EEC on transboundary movement of waste.*

*These are some of the conclusions about the appropriateness of using the foreign trade statistics for statistics of import/export of waste:*

1. *For some types of waste such as scrap metal, paper and cardboard, glass and plastic waste, textile waste and combustion (ash and slag), rubber waste, foreign trade statistics to the relevant data on imports and exports waste and these data can be used as a supplement to the data based on the Regulation on the transboundary movement of waste.*
2. *For other types of waste such as scrap electronic equipment and waste from the agrifood industry, foreign trade statistics do not provide a good basis for statistics on import and exports of waste and products are usually combined in the same code of Combined Nomenclature.*
3. *The data of external trade statistics have higher frequency of production data is relation to the frequency that is required by the Regulation on waste statistics, and they are available on time and respecting deadlines.*
4. *Necessary data on import and export of waste can be easily removed from on existing database of external trade statistics, and therefore use these data for purposes of Regulation on waste statistics involve little or no additional cost.*
5. *The methodology applied in Germany could in principle be used by all EU member states and beyond.*

*CN - Combined Nomenclature and EWC-Stat Classification are generally based on the main material or product. The Combined Nomenclature is much more detailed than EWC-Stat Classification, and for this reason is not too difficult to attribute codes to Combined Nomenclature for one of the categories in EWC-Stat classification.*

*For purposes of calculating the statistics of imports and exports of scrap metal, codes proposed to represent the best estimate that can be linked with EWC- Stat Classification, at the aggregate level Code 6. non-hazardous metal waste. CN codes 79031000 (zinc dust) 79039000 (zinc powder), and 81121300 (beryllium waste and residues) are not included because partially they can be covered by Regulation on the transboundary movement of waste.*

Za potrebe izračunavanja statistike o uvozu i izvozu staklenog otpada predloženi su kodovi koji predstavljaju najbolje procjene koje se mogu povezati sa EWCStat klasifikacijom, na agregiranom nivou šifre 7.1 –neopasni stakleni otpad.

*For purpose of calculating statistics on import and export of waste glass codes proposed to represent the best estimate that can be linked with EWC-Stat Classification, at the aggregate level Code 7.1- non- hazardous glass waste.*

Za potrebe izračunavanja statistike o uvozu i izvozu otpadnog papira i kartona predloženi su kodovi koji predstavljaju najbolje procjene koje se mogu povezati sa EWCStat klasifikacijom, na agregiranom nivou šifre 7.2- otpad papira i kartona.

*For purposes of calculating the statistics of imports and exports of waste paper and cardboard codes proposed to represent the best estimate that can be linked with EWC-Stat Classification, at the aggregate level Code 7.2- waste paper and cardboard.*

Za potrebe izračunavanja statistike o uvozu i izvozu plastičnog otpada predloženi su kodovi koji predstavljaju najbolje procjene koje se mogu povezati sa EWCStat klasifikacijom, na agregiranom nivou šifre 7.4- plastični otpad.

*For purposes of calculating statistics on import and export of plastic waste codes proposed to represent the best estimate that can be linked with EWC-Stat Classification, at the aggregate level Code 7.4 – plastic waste.*

Za potrebe izračunavanja statistike o uvozu i izvozu tekstilnog otpada predloženi su kodovi koji predstavljaju najbolje procjene koje se mogu povezati sa EWCStat klasifikacijom, na agregiranom nivou šifre 7.6 -tekstilni otpad.

*For purposes of calculating the statistics of imports and exports of textile waste codes proposed to represent the best estimate that can be linked with EWC-Stat Classification, at the aggregate level Code 7.6- textile waste.*

Za potrebe izračunavanja statistike o uvozu i izvozu neopasne šljake i pepela iz toplinskih procesa predloženi su kodovi koji predstavljaju najbolje procjene koje se mogu povezati sa EWCStat klasifikacijom, na agregiranom nivou šifre 12.42 - neopasna šljaka i pepeo iz toplinskih procesa.

*For purposes calculating the statistics of imports and exports of non-hazardous slag and ash from thermal processes codes proposed to represent the best estimate that can be linked with EWC-Stat Classification, at the aggregate level 12.42- non-hazardous sludge and ash from thermal processes.*

Za potrebe izračunavanja statistike o uvozu i izvozu gumenog otpada predloženi su kodovi koji predstavljaju najbolje procjene koje se mogu povezati sa EWCStat klasifikacijom, na agregiranom nivou šifre 7.3 – gumeni otpad.

*For purposes calculating the statistics of imports and exports of rubber waste codes proposed to represent the best estimate that can be linked with EWC-Stat Classification, at the aggregate level 7.3- rubber waste.*

Obrađeni podaci statistike spoljne trgovine za ovih sedam grupa otpada su dobar način da se stekne uvid u tokove ovih kategorija otpada u Bosni i Hercegovini.

*The processed data of external trade statistics for these seven groups of waste are a good way to gain insight into the flow of waste in Bosnia and Herzegovina.*

**Publikuje Agencija za statistiku Bosne i Hercegovine, 71000 Sarajevo, Zelenih beretki 26**  
*Published by the Agency for Statistics of the Bosnia and Herzegovina, 71000 Sarajevo, Zelenih beretki 26*

**Telefon/Phone: +387 (33) 911 911 | Telefaks/Telefax: +387 (33) 220 622**  
**Elektronska pošta/E-mail: [bhas@bhas.gov.ba](mailto:bhas@bhas.gov.ba) | Internetska stranica/Web site: [www.bhas.gov.ba](http://www.bhas.gov.ba)**

**Odgovorne osobe/Responsible persons:**

**Ševala Korajčević, Šefica Odsjeka za transport, okoliš, energiju i regionalne statistike**  
*Sevala Korajcevic, Head of Department for Transport, Environment, Energy and Regional Statistics*  
**Vesna Ćuzić, Direktorica**  
*Vesna Cuzic, General director*

**Saopćenje priredila: Alma Džananović**  
*Prepared by: Alma Džananovic*



 **Razmislite o očuvanju okoliša prije štampaња dokumenta.**  
*Please consider the environment before printing this document.*