



PRIOPĆENJE

FIRST RELEASE



Obvezni ste da prilikom dozvoljenih radnji, u svom proizvodu ili aplikaciji navedete izvor podataka.
You are required to specify a data source when allowed in your product or application.

GODINA/YEAR VII

SARAJEVO, 20.04.2021.

BROJ/NUMBER 1

OKOLIŠ

ENVIRONMENT

PREKOGRANIČNI PROMET NEOPASNOG OTPADA CROSS-BORDER TRAFFIC NON-DANGEROUS WASTE

Analiza podataka o ukupnom prekograničnom kretanju neopasnog otpada u razdoblju 2014 - 2020 ukazuje na opći porast prometa šest skupina otpada (metalni otpad, tekstilni otpad, otpad od gume, plastični otpad, stakleni otpad i otpad od izgaranja). Samo za neke vrste otpada zabilježen je umjereni pad.

Ukupna količina izvezenog neopasnog otpada u 2020 godini iznosi 812 232 tone, što je za 3,6% manje u odnosu na prethodnu godinu. Podaci o izvezenim količinama neopasnog otpada u 2020 godini pokazuju trend smanjenja, što je uzrokovano smanjenim izvozom nekih skupina otpada.

Gledajući pojedinačno skupine otpada, u 2020 godini povećan je izvoz staklenog otpada i metalnog otpada. Izvoz tekstilnog otpada, otpadnog papira i kartona, plastičnog otpada, neopasne troske i gumenih otpadaka zadržao je trend postupnog pada.

Ukupna količina uvezenog neopasnog otpada u 2020. godini iznosi 29 029 tona, što je 10,7% više u odnosu na prethodnu godinu. Analiza podataka o uvozu neopasnog otpada za razdoblje 2014-2020 ukazuje na trend smanjenja uvezenih količina otpada od papira i kartona, neopasne troske i metalnog otpada, dok je uvoz plastičnog otpada, tekstilnog otpada i gume zadržao trend rasta tijekom promatranog razdoblja.

The analysis of data on the total cross-border import of non-hazardous waste in imports in the period 2014-2020 indicates a general increase in the turnover of three groups of waste (paper, rubber and plastic waste). Only for some types of waste a moderate decrease was recorded (metal, textile and combustion waste).

The total amount of exported non-hazardous waste in 2020 is 812 232 tonnes, which is 3.6% less than in the previous year. Data on exported quantities of non-hazardous waste in 2020 show a declining trend, which is caused by reduced exports of some waste groups.

Looking at waste groups individually, in 2020, the export of glass waste and metal waste increased. Exports of textile waste, waste paper and cardboard, plastic waste, non-hazardous slag and rubber waste maintained the trend of gradual decline.

The total amount of imported non-hazardous waste in 2020 is 29 029 tonnes, which is 10.7% more than in the previous year. Analysis of data on imports of non-hazardous waste for the period 2014-2020 indicates a downward trend in imported quantities of paper and cardboard waste, non-hazardous slag, and metal waste, while imports of plastic waste, textile waste and rubber maintained a growth trend during the observed period.

1. STATISTIKA VANJSKE TRGOVINE – IZVOZ NEOPASNOG OTPADA

FOREIGN TRADE STATISTICS – EXPORT OF NON-HAZARDOUS WASTE

1.1 IZVOZ METALNOG OTPADA

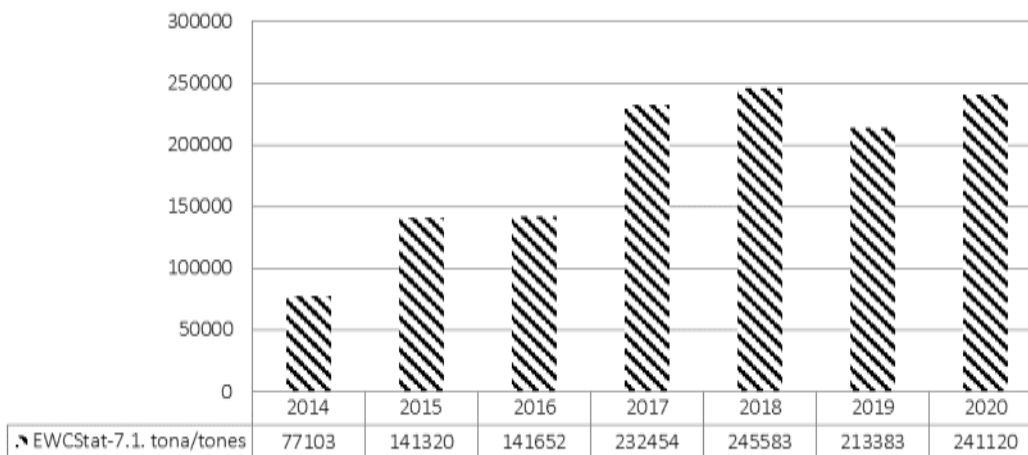
EXPORT OF METAL WASTE

Analiza podataka o izvozu otpadnog metala u razdoblju 2014 - 2020 ukazuje na porast izvezenih količina otpada. U 2020 godini primijećen je porast izvoza, količina izvezenog otpada veća je za 13% u odnosu na 2019 godinu. Tijekom 2020 godine, od ukupne izvezene količine, 45% otpadnog metala izvezeno je u Tursku.

Analysis of data on exports of scrap metal in the period 2014 - 2020 indicates an increase in exported quantities of waste. In 2020, an increase in exports was observed, the amount of exported waste is 13% higher than in 2019. During 2020, of the total amount exported, 45% of scrap metal was exported to Turkey.

Graf 1. Izvoz metalnog otpada, 2014-2020

Graph 1. Export of metal waste, 2014-2020



1.2 IZVOZ STAKLENOG OTPADA

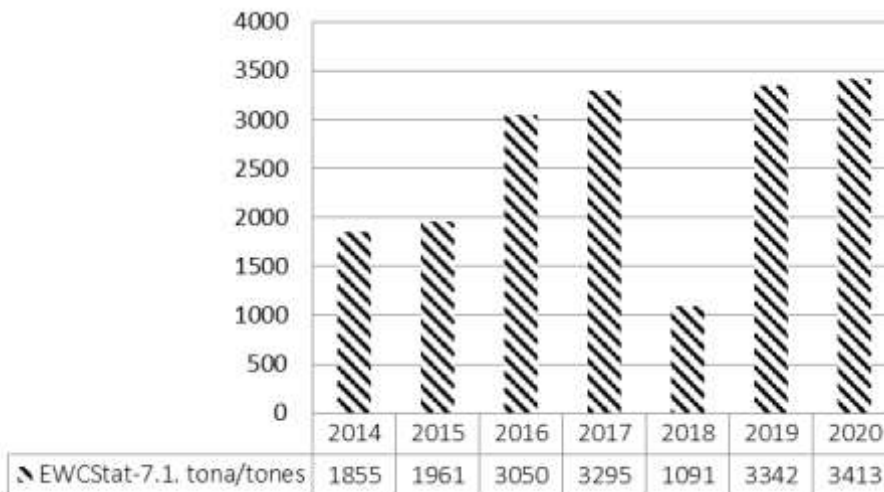
EXPORT OF GLASS WASTE

Analiza podataka o izvozu staklenog otpada u razdoblju 2014 - 2020 ukazuje na promjenjivi trend izvoza količina. U 2020 godini primijećen je porast izvoza, količina izvezenog staklenog otpada bila je za 2,1% veća nego u 2019. Tijekom 2020 godine najveće količine staklenog otpada izvezene su u Hrvatsku.

Analysis of data on glass waste exports in the period 2014-2020 indicates a changing trend in exported quantities. In 2020, an increase in exports was observed, the amount of exported glass waste was 2.1% higher than in 2019. During 2020, the largest quantities of glass waste were exported to Croatia.

Graf 2. Izvoz staklenog otpada, 2014-2020

Graph 2. Export of glass waste, 2014-2020



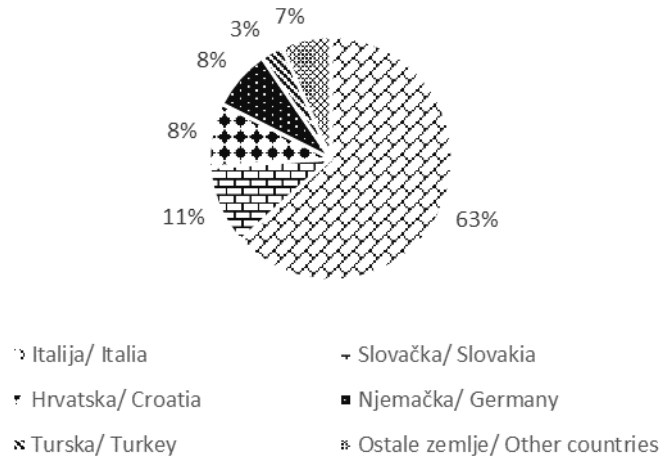
1.3. IZVOZ TEKSTILNOG OTPADA EXPORT OF TEXTILE WASTE

U 2020 godini tekstilni otpad iz BiH se izvezio širom svijeta. Izvezeni otpad obuhvata materijale kao npr. strugotina i ostali otpad kože, otpaci od svile, otpaci od vune, pamučni otpad, lan i otpad, rabljena odjeća. Tokom 2020 godine najveće količine tekstilnog otpada izvezene su u Italiju.

In 2020, textile waste from BiH was exported worldwide. Exported waste includes materials such as sawdust and other leather waste, silk waste, wool waste, cotton waste, linen and waste, used clothing. During 2020, the largest quantities of textile waste were exported to Italy.

Graf 3. Izvoz tekstilnog otpada, 2020

Graph 3. Export textile waste, 2020



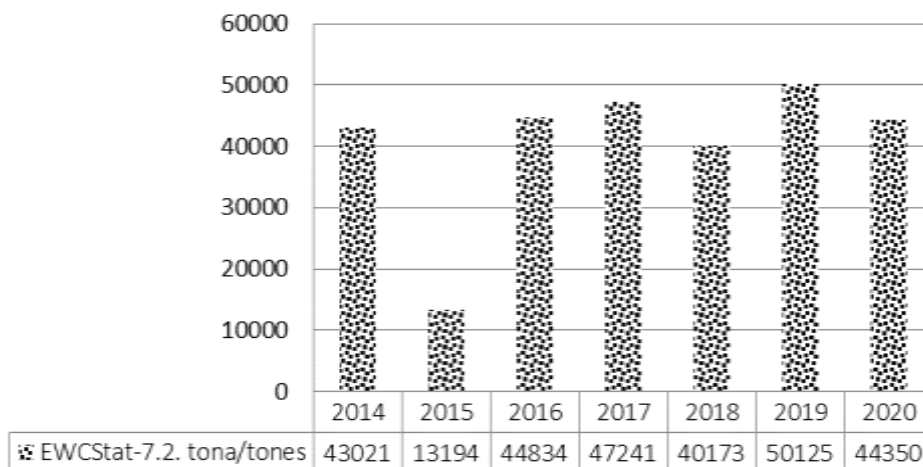
1.4 IZVOZ OTPADNOG PAPIRA I KARTONA EXPORT OF WASTE PAPER AND CARDBOARD

Analiza podataka o izvozu otpadnog papira i kartona u razdoblju 2014 - 2020 ukazuje na promjenjiv trend. U 2020 godini primijećen je pad izvoza, količina izvezenog otpada manja je za 11,5% u odnosu na 2019 godinu. Tijekom 2020 godine od ukupno izvezene količine otpadnog papira i kartona 63,7% otpadnog papira i kartona izvezeno je u Republiku Srbiju.

Analysis of data on exports of waste paper and cardboard in the period 2014-2020 indicates a changing trend. In 2020, a decline in exports was observed, the amount of exported waste is 11.5% lower than in 2019. During 2020, out of the total exported quantity of waste paper and cardboard, 63.7% of waste paper and cardboard were exported to the Republic of Serbia.

Graf 4. Izvoz otpadnog papira i kartona, 2014-2020

Graph 4. Export of waste paper and cardboard, 2014-2020



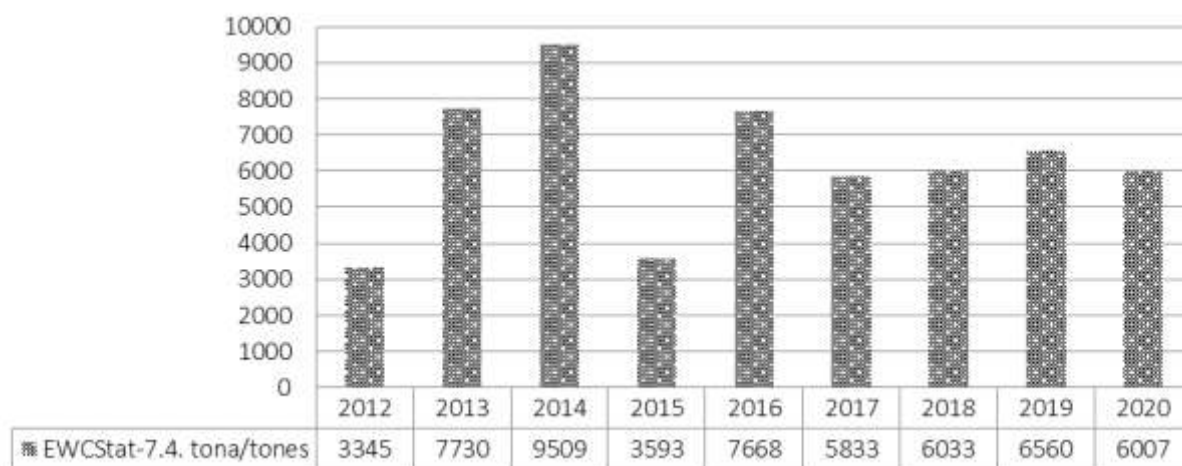
1.5 IZVOZ PLASTIČNOG OTPADA EXPORT OF PLASTIC WASTE

Analiza podataka o izvozu plastičnog otpada u razdoblju 2017 - 2020. općenito ukazuje na promjenjivi trend rasta i opadajući rast izvezenih količina. U 2020 godini primijećen je pad izvoza, količina izvezenog otpada manja je za 8,5% u odnosu na 2019 godinu. Tijekom 2020 godine od ukupno izvezene količine plastičnog otpada u Hrvatsku je izvezeno 39,4% plastičnog otpada.

The analysis of data on plastic waste exports in the period 2017-2020 generally indicates a changing growth trend and declining growth in exported quantities. In 2020, a decline in exports was observed, the amount of exported waste is 8.5% lower than in 2019. During 2020, out of the total amount of exported plastic waste, 39.4% of plastic waste was exported to Croatia.

Graf 5. Izvoz plastičnog otpada, 2014-2020

Graph 5. Export of plastic waste, 2014-2020



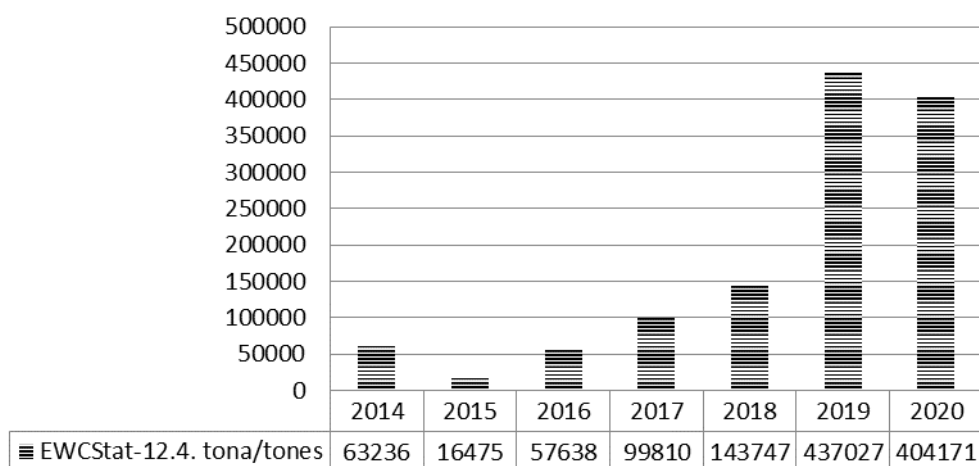
1.6 IZVOZ NEOPASNE ŠLJAKE I PEPELA EXPORT OF WASTE SLUDGE AND ASH

Analiza podataka o izvozu neopasne troske i pepela iz termičkih procesa u razdoblju 2014-2020 ukazuje na porast izvezenih količina. 2020 zabilježio je pad od 7,5% u odnosu na prethodnu godinu. Tijekom 2020 godine od ukupno izvezene količine neopasne troske i pepela u Hrvatsku je izvezeno 57,5% neopasne troske i pepela.

Analysis of data on the export of non-hazardous slag and ash from thermal processes in the period 2014-2020 indicates an increase in exported quantities. 2020 recorded a decrease of 7.5% compared to the previous year. During 2020, out of the total exported quantity of non-hazardous slag and ash, 57.5% of non-hazardous slag and ash was exported to Croatia.

Graf 6. Izvoz neopasne šljake i pepela, 2014-2020

Graph 6. Export of non-hazardous waste sludge and ash, 2014-2020



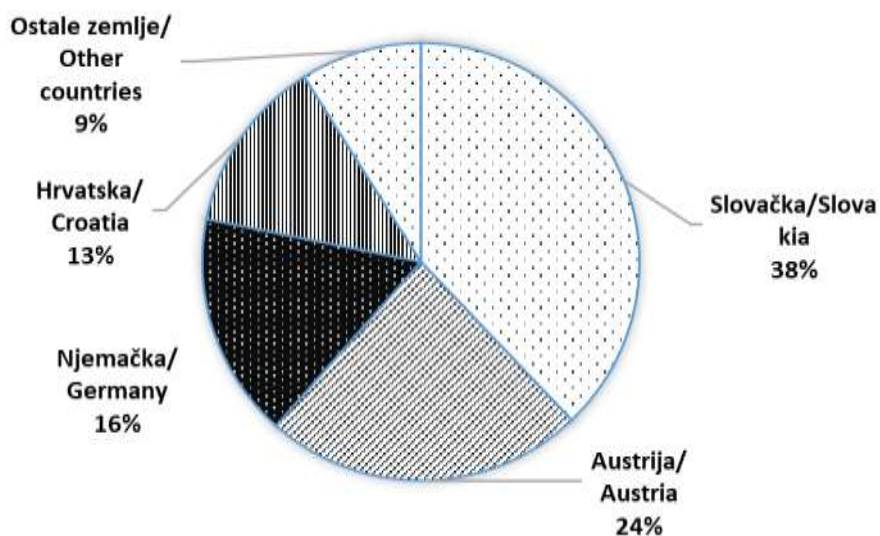
1.7 IZVOZ GUMENOG OTPADA EXPORT OF RUBBER WASTE

U 2020 godini primijećen je pad izvoza, količina izvezenog otpada manja je za 35,6% u odnosu na 2019 godinu. U 2020 godini od ukupne količine izvezenog gumenog otpada 37,8% gumenih otpada izvezeno je u Slovačku.

In 2020, a decline in exports was observed, the amount of exported waste is 35.6% lower than in 2019. In 2020, of the total amount of rubber waste exported, 37.8% of rubber waste was exported to Slovakia.

Graf 7. Države u koje se izvezio gumeni otpad, 2020

Graph 7. Countries to which rubber waste was exported, 2020



2. STATISTIKA VANJSKE TRGOVINE – UVOZ NEOPASNOG OTPADA

FOREIGN TRADE STATISTICS – IMPORT OF NON-HAZARDOUS WASTE

2.1 UVOZ METALNOG OTPADA

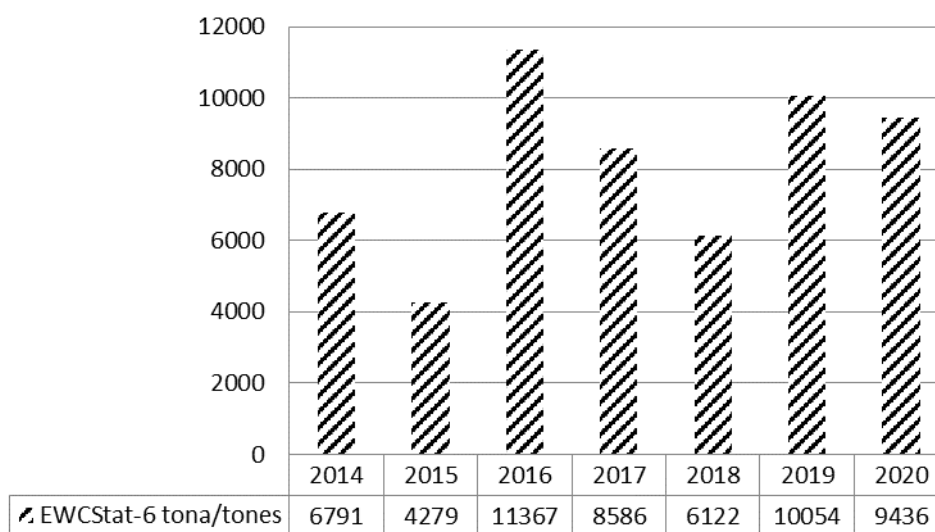
IMPORT OF METAL WASTE

Analiza podataka o uvozu otpadnog metala u razdoblju 2014 - 2020 ukazuje na promjenu trenda rasta i pada uvoznih količina. U 2020 godini primijećen je pad uvoza, količina uvezenog metalnog otpada veća je za 6,1% u odnosu na 2019 godinu. Tijekom 2020 godine od ukupne uvezene količine staro željezo, 40,4% staro željezo uvezeno je iz Italije.

Analysis of data on imports of scrap metal in the period 2014-2020 indicates a changing upward and downward trend in imported quantities. In 2020, a decline in imports was observed, the amount of imported waste is 6.1% more than in 2019. During 2020, out of the total imported amount of scrap metal, 40.4% of scrap metal was imported from Italy.

Graf 8. Uvoz metalnog otpada, 2014-2020

Graph 8. Import of metal waste, 2014-2020



2.2 UVOZ TEKSTILNOG OTPADA

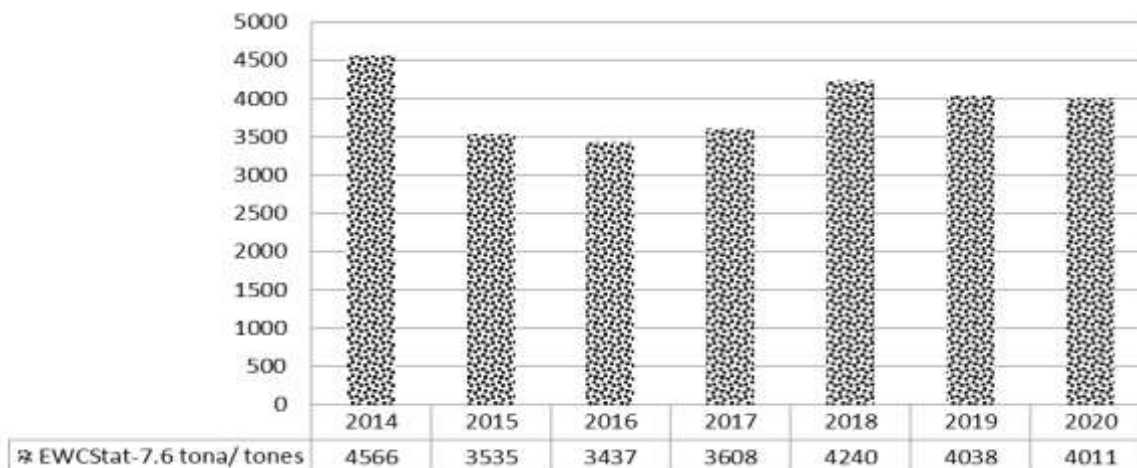
IMPORT OF TEXTILE WASTE

Analiza podataka o uvozu tekstilnog otpada u razdoblju 2014 - 2020 ukazuje na promjenu trenda rasta i pada uvoznih količina ovog otpada. U 2020 godini primijećen je pad uvoza, količina uvezenih tekstilnih otpada manja je za 0,6% u odnosu na 2019. Tijekom 2020 godine, od ukupne uvezene količine tekstilnog otpada, 50,8% metalnog otpada uvezeno je iz Njemačke.

Analysis of data on imports of textile waste in the period 2014-2020 indicates a changing upward and downward trend in imported quantities of this waste. In 2020, a decrease in imports was observed, the amount of imported textile waste is 0.6% lower compared to 2019. During 2020, out of the total imported amount of textile waste, 50.8% of metal waste was imported from Germany.

Graf 9. Uvoz tekstilnog otpada, 2014-2020

Graph 9. Import of textile waste, 2014-2020



2.3 UVOZ OTPADNOG PAPIRA I KARTONA

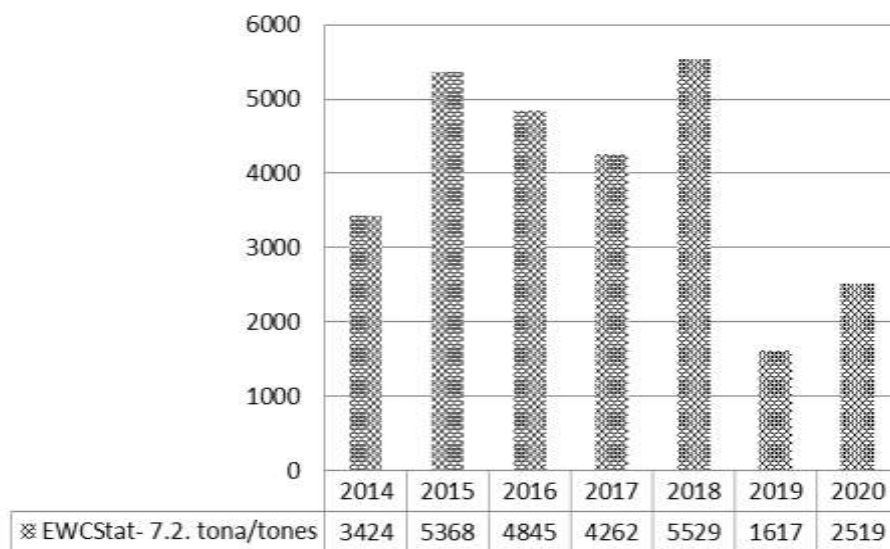
IMPORT OF WASTE PAPER AND CARDBOARD

Analiza podataka o uvozu otpadnog papira i kartona u razdoblju 2014 - 2020 ukazuje na promjenjivi trend rasta i pada uvezenih količina tijekom promatranog razdoblja. U 2020 godini količina uvezenog otpadnog papira i kartona veća je za 55,8% u odnosu na 2019 godinu. Tijekom 2020 godine od ukupne uvezene količine otpadnog papira i kartona 53,9% otpadnog papira i kartona uvezeno je s Kosova.

The analysis of data on imports of waste paper and cardboard in the period 2014-2020 indicates a changing trend of growth and decline of imported quantities during the observed period. In 2020, the amount of imported waste paper and cardboard is 55.8% higher than in 2019. During 2020, out of the total imported amount of waste paper and cardboard, 53.9% of waste paper and cardboard was imported from Kosovo.

Graf 10. Uvoz otpadnog papira i kartona, 2014-2020

Graph 10. Import of waste paper and cardboard, 2014-2020



2.4 UVOZ PLASTIČNOG OTPADA

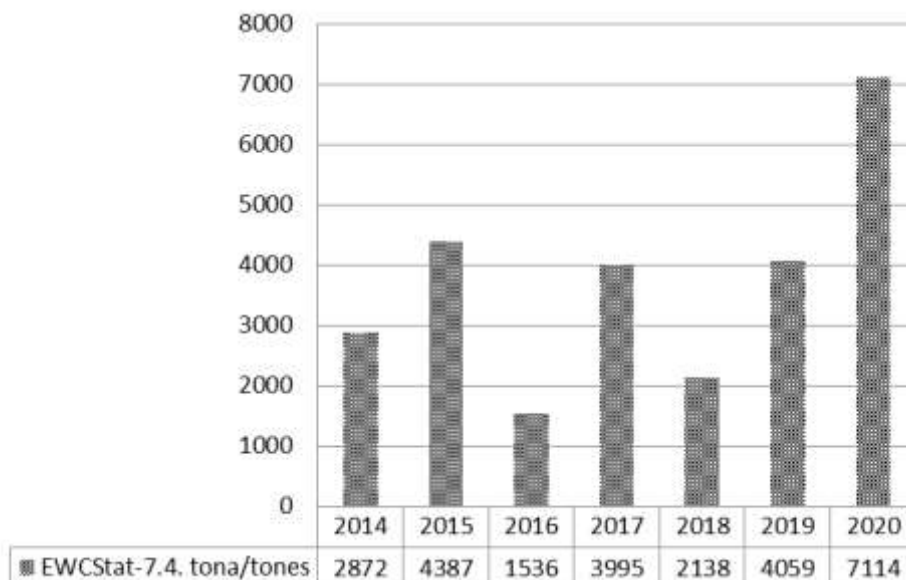
IMPORT OF PLASTIC WASTE

U 2020 godini količina uvezenog plastičnog otpada veća je za 75,2% u odnosu na 2019 godinu. Tijekom 2020 godine od ukupne uvezene količine plastičnog otpada iz Slovenije je uvezeno 79,5% plastičnog otpada.

In 2020, the amount of imported plastic waste is 75.2% higher than in 2019. During 2020, out of the total imported amount of plastic waste, 79.5% of plastic waste was imported from Slovenia.

Graf.11. Uvoz plastičnog otpada, 2014-2020

Graph 11 Import of plastic waste, 2014-2020



2.5 UVOZ NEOPASNE ŠLJAKE I PEPELA

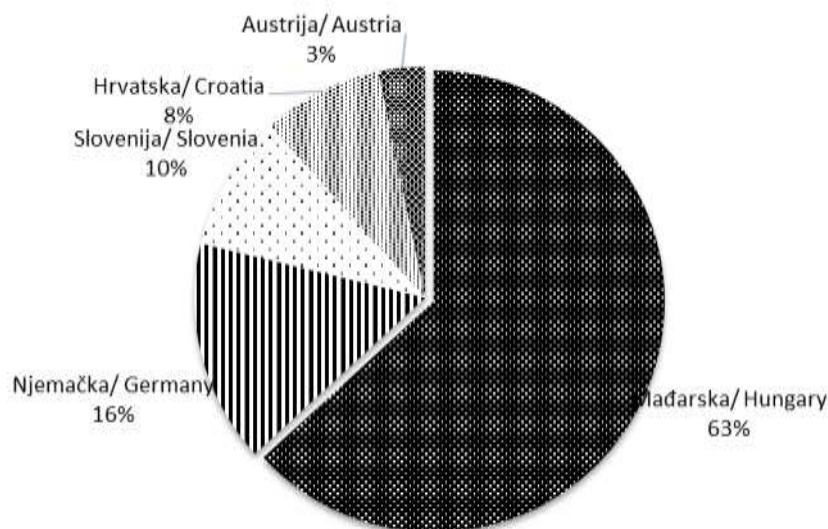
IMPORT OF WASTE SLUDGE AND ASH

Analiza podataka o uvozu neopasne troske i pepela iz termičkih procesa u razdoblju 2014-2020 ukazuje na pad uvezenih količina. Tijekom 2020 godine od ukupne uvezene količine neopasne troske i pepela 63,2% neopasne troske i pepela uvezeno je iz Mađarske.

The analysis of data on the import of non-hazardous slag and ash from thermal processes in the period 2014-2020 indicates a decline in imported quantities. During 2020, out of the total imported quantity of non-hazardous slag and ash, 63.2% of non-hazardous slag and ash was imported from Hungary.

Graf 12. Uvoz neopasne šljake i pepela, 2020

Graph 12. Import of non-hazardous waste sludge and ash, 2020



2.6 UVOZ GUMENOG OTPADA

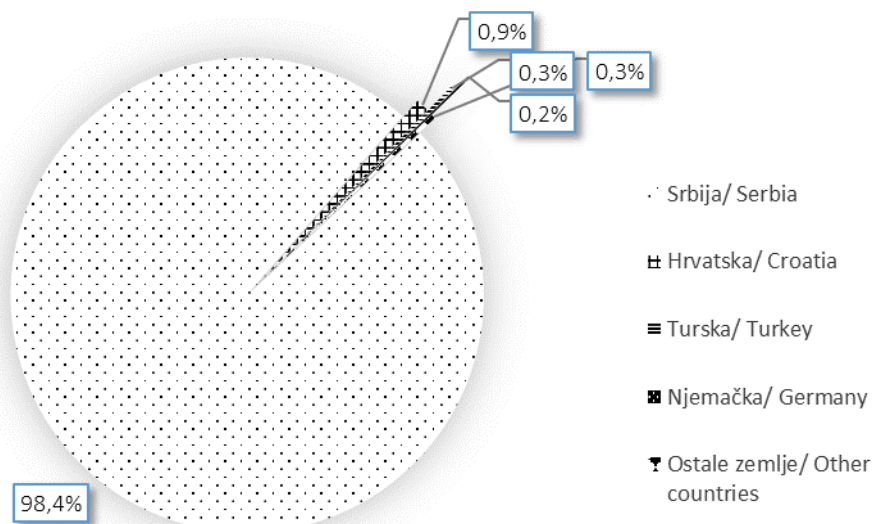
IMPORT OF RUBBER WASTE

Godine 2020 zabilježen je porast uvoza, količina gumenih otpadaka. U 2020 godini od ukupne uvezene količine gumenog otpada 98,4% gumenih otpada uvezeno je iz Srbije.

In 2020, there was an increase in imports, the amount of rubber waste. In 2020, out of the total imported amount of rubber waste, 98.4% of rubber waste was imported from Serbia.

Graf 13. Države iz kojih se uvezio gumeni otpad, 2020

Graph 13. Countries from which rubber waste was imported, 2020



METODOLOŠKA OBJAŠNENJA

Zbog nedostatka podataka u Bosni i Hercegovini o uvozu / izvozu neopasnog otpada prema Uredbi 259/93 / EEC o prekograničnom kretanju otpada, Odjel za statistiku okoliša Agencije za statistiku BiH poduzeo je aktivnosti na obradi dostupne statistike vanjske trgovine.

Razvoj i proizvodnja statistike vanjske trgovine u BiH odvija se putem statističkih institucija. Temelj razvoja određuju europski propisi pa su stoga statistike vanjske trgovine u velikoj mjeri usklađene sa zemljama EU. Glavni izvor podataka je Jedinstveni administrativni dokument (JCI). Agencija za statistiku BiH dobila je potrebne podatke iz Jedinstvenih carinskih dokumenata od Uprave za neizravno oporezivanje BiH, u skladu s Protokolom o suradnji potpisanim između ove dvije institucije.

Podaci o izvoženim / uvezenim količinama neopasnog otpada dobiveni su na temelju obrade baze podataka statistika vanjske trgovine. Baza podataka sadrži podatke koji su relevantni za statistiku uvoza i izvoza otpada.

Ovi podaci uključuju sljedeće elemente:

- Opis robe
- Količine kojima se trguje u tonama
- Zemlja podrijetla i odredište
 - Dostupni su i drugi podaci poput vrijednosti robe, ali oni nisu relevantni za statistiku uvoza i izvoza otpada u kontekstu Uredbe o statistici otpada 2150/2002 / EZ.

CN - (kombinirana nomenklatura - kombinirana nomenklatura) klasifikacija je robe unutar EU-a za carinske svrhe, statističko praćenje vanjske trgovine i za primjenu posebnih mjera u okviru trgovinske, poljoprivredne, fiskalne i monetarne politike EU-a. Temelji se na međunarodnoj klasifikaciji harmoniziranog sustava, koju je sastavila Svjetska carinska organizacija, a Europska unija dopunjena je svojim pododjeljcima, tzv. CN titlovi.

Kombinirana nomenklatura sastoji se od oko 10 000 različitih kodova koji opisuju robu. Od tih kodova, oko 250 su kodovi koji se sastoje ili sadrže otpad, a koji bi mogli biti osnova za prikupljanje statistika o uvozu i izvozu otpada za različite materijale. Obradom baze podataka statistike vanjske trgovine izvučeni su tarifni brojevi (CN kodovi) koji sadrže otpad.

Odabir ovih kodova temeljio se na procjeni i identifikaciji njemačkog Zavoda za statistiku, kao i na dodacima koje je predložila Savezna agencija za okoliš (UBA).

Svi odabrani kodovi nisu bili prikladni za prikupljanje statistika o uvozu i izvozu otpada te je taj broj morao biti smanjen jer:

- Neki kodovi sadrže otpad i proizvod u istom kodu
- Neki kodeksi sadrže otpad koji je u cijelosti ili djelomično pokriven izvješćivanjem u skladu s Uredbom 259/93 / EEZ o prekograničnom kretanju otpada.

NOTES ON METHODOLOGY

Due to lack of information in Bosnia and Herzegovina on import/export of non-hazardous waste according to 259/93/EEC Regulation on the transboundary movement of waste, the Department of Environmental Statistics of Statistics Agency Bosnia and Herzegovina has taken action to process the available data of external trade statistics.

Development and production of external trade statistics in BiH is done through statistical institutions. Basis for the development is defined by European regulations and therefore the statistics of foreign trade is largely in line with EU countries. The main data source is the Unique Customs Declaration (UCD). Agency for Statistics receives the necessary data from the single administrative document of the Indirect Taxation Authority, in accordance with the Protocol on Cooperation signed between the two institutions.

Data on exported/imported quantities of non-hazardous waste were obtained from processing databases of external trade statistics. The database contains information that is relevant to statistics on import and export of waste.

These data include the following elements:

- *Description of goods*
- *The quantities traded in tons*
- *Country of origin and destination*
- *There are also other information such as the value of the goods, but they are not relevant to statistics on imports and exports of waste in the context of Regulation 2150/2002/EC on waste statistics.*

CN – (Combinated Nomenclature) the classification of goods within the EU for the purpose of collecting customs duties, statistical monitoring of foreign trade, and for the implementation of special measures in the commercial, agricultural, fiscal and monetary policy. It is based on the international harmonized system of classification, compiled by the World Customs Organization and the European Union to complement its subclasses so. CN subheadings.

Combined Nomenclature comprises about 10.000 different codes that describe the goods. Of these codes, about 250 codes that consist of or contain waste, which could be the basis for collecting statistical data on imports and exports of waste for different materials. Processing of a database of external trade statistics are extracted tariff numbers (CN codes) containing waste.

The choice of these codes was based on an assessment and identification conducted by German Bureau of Statistics, as well as amendments proposed by the Federal Environment Agency UBA. All selected codes were not suitable for collecting statistical data on imports and exports of waste and this figure has to reduce because:

- *Some codes contain waste and products in the same code*
- *Some codes may contain waste which is wholly or partly covered by the reporting in accordance with Regulation 259/93/EEC on transboundary movement of waste.*

Evo nekih zaključaka o prikladnosti upotrebe statistika vanjske trgovine u svrhe statistike uvoza / izvoza otpada:

1. Za neke vrste otpada, poput metalnog otpada, papira i kartona, stakla i plastike, tekstilnog otpada i otpada od izgaranja (pepeo i troska), gumeni otpad, statistika vanjske trgovine daje relevantne podatke o uvozu i izvozu otpada, a ti podaci mogu se biti korišteni za dopunu podataka na temelju Uredbe o prekograničnom kretanju otpada.
2. Za ostale vrste otpada, poput otpadne elektroničke opreme i otpada iz poljoprivredno-prehrambene industrije, statistika vanjske trgovine ne pruža dobru osnovu za statistiku uvoza i izvoza otpada, jer se podaci o otpadu i proizvodima obično kombiniraju u istoj kombiniranoj nomenklaturi kodirati.
3. Podaci statistike vanjske trgovine imaju češću učestalost izrade podataka u usporedbi s učestalošću koja je propisana Uredbom o statistici otpada, dostupni su na vrijeme i u rokovima.
4. Potrebni podaci o uvozu i izvozu otpada mogu se lako izvući iz postojeće baze podataka statistike vanjske trgovine, pa stoga upotreba tih podataka za potrebe Uredbe o statistici otpada uključuje malo ili nikakvih dodatnih troškova.
5. Metodologiju koja se primjenjuje u Njemačkoj načelno bi mogle koristiti sve države članice EU-a i šire.

CN - kombinirana nomenklatura i statistička klasifikacija EWC-Stat obično su klasifikacije temeljene na glavnom materijalu ili proizvodu. Kombinirana nomenklatura puno je detaljnija od klasifikacije EWC-Stat, pa iz tog razloga nije previše teško dodijeliti šifre kombinirane nomenklature za jednu od kategorija u klasifikaciji EWC-Stat.

U svrhu izračunavanja statistike o uvozu i izvozu otpadnog metala predloženi su kodovi koji predstavljaju najbolje procjene koje se mogu povezati s klasifikacijom EWCStat, na agregatnoj razini koda 6 - neopasni otpadni metal. CN kodovi 79031000 (cinkova prašina), 79039000 (cinkov prah) i 81121300 (otpad od berilija i ostaci) nisu uključeni jer mogu biti djelomično obuhvaćeni Uredbom o prekograničnom kretanju otpada.

U svrhu izračunavanja statistike o uvozu i izvozu staklenog otpada predloženi su kodovi koji predstavljaju najbolje procjene koje se mogu povezati s klasifikacijom EWCStat, na agregatnoj razini koda 7.1 - neopasni stakleni otpad.

Za potrebe izračuna statistike uvoza i izvoza otpadnog papira i kartona predloženi su kodovi koji predstavljaju najbolje procjene koje se mogu povezati s klasifikacijom EWCStat, na ukupnoj razini koda 7.2-otpad od papira i kartona.

Za potrebe izračunavanja statistike o uvozu i izvozu plastičnog otpada predloženi su kodovi koji predstavljaju najbolje procjene koje se mogu povezati s klasifikacijom

These are some of the conclusions about the appropriateness of using the foreign trade statistics for statistics of import/export of waste:

1. *For some types of waste such as scrap metal, paper and cardboard, glass and plastic waste, textile waste and combustion (ash and slag), rubber waste, foreign trade statistics to the relevant data on imports and exports waste and these data can be used as a supplement to the data based on the Regulation on the transboundary movement of waste.*
2. *For other types of waste such as scrap electronic equipment and waste from the agrifood industry, foreign trade statistics do not provide a good basis for statistics on import and exports of waste and products are usually combined in the same code of Combined Nomenclature.*
3. *The data of external trade statistics have higher frequency of production data is relation to the frequency that is required by the Regulation on waste statistics, and they are available on time and respecting deadlines.*
4. *Necessary data on import and export of waste can be easily removed from on existing database of external trade statistics, and therefore use these data for purposes of Regulation on waste statistics involve little or no additional cost.*
5. *The methodology applied in Germany could in principle be used by all EU member states and beyond.*

CN - Combined Nomenclature and EWC-Stat Classification are generally based on the main material or product. The Combined Nomenclature is much more detailed than EWC-Stat Classification, and for this reason is not too difficult to attribute codes to Combined Nomenclature for one of the categories in EWC-Stat classification.

For purposes of calculating the statistics of imports and exports of scrap metal, codes proposed to represent the best estimate that can be linked with EWC- Stat Classification, at the aggregate level Code 6. non-hazardous metal waste. CN codes 79031000 (zinc dust) 79039000 (zinc powder), and 81121300 (beryllium waste and residues) are not included because partially they can be covered by Regulation on the transboundary movement of waste.

For purpose of calculating statistics on import and export of waste glass codes proposed to represent the best estimate that can be linked with EWC-Stat Classification, at the aggregate level Code 7.1- non- hazardous glass waste.

For purposes of calculating the statistics of imports and exports of waste paper and cardboard codes proposed to represent the best estimate that can be linked with EWC-Stat Classification, at the aggregate level Code 7.2- waste paper and cardboard.

For purposes of calculating statistics on import and export of plastic waste codes proposed to represent the best estimate that can be linked with EWC-Stat Classification, at the

EWCSStat, na ukupnoj razini koda 7.4 - plastični otpad.

aggregate level Code 7.4 – plastic waste.

Za potrebe izračunavanja statistike o uvozu i izvozu tekstilnog otpada predloženi su kodovi koji predstavljaju najbolje procjene koje se mogu povezati s klasifikacijom EWCSStat, na agregatnoj razini koda 7.6 - tekstilni otpad.

For purposes of calculating the statistics of imports and exports of textile waste codes proposed to represent the best estimate that can be linked with EWC-Stat Classification, at the aggregate level Code 7.6- textile waste.

U svrhu izračunavanja statistike o uvozu i izvozu neopasne troske i pepela iz termičkih procesa, predloženi su kodovi koji predstavljaju najbolje procjene koje se mogu povezati s klasifikacijom EWCSStat, na agregatnoj razini šifre 12.42 - neopasna troska i pepeo iz termičkih procesa.

For purposes calculating the statistics of imports and exports of non-hazardous slag and ash from thermal processes codes proposed to represent the best estimate that can be linked with EWC-Stat Classification, at the aggregate level 12.42- non-hazardous sludge and ash from thermal processes.

Za potrebe izračunavanja statistike o uvozu i izvozu gumenih otpada predloženi su kodovi koji predstavljaju najbolje procjene koje se mogu povezati s klasifikacijom EWCSStat, na ukupnoj razini koda 7.3 - gumeni otpad.

For purposes calculating the statistics of imports and exports of rubber waste codes proposed to represent the best estimate that can be linked with EWC-Stat Classification, at the aggregate level 7.3- rubber waste.

Obrađeni podaci statistike vanjske trgovine za ovih sedam skupina otpada dobar su način da se stekne uvid u tokove ovih kategorija otpada u Bosni i Hercegovini.

The processed data of external trade statistics for these seven groups of waste are a good way to gain insight into the flow of waste in Bosnia and Herzegovina.

Publikuje Agencija za statistiku Bosne i Hercegovine, 71000 Sarajevo, Zelenih beretki 26
Published by the Agency for Statistics of the Bosnia and Herzegovina, 71000 Sarajevo, Zelenih beretki 26

Telefon/Phone: +387 (33) 911 911 | Telefaks/Telefax: +387 (33) 220 622
Elektronska pošta/E-mail: bhas@bhas.gov.ba | Internetska stranica/Web site: www.bhas.gov.ba

Odgovorne osobe/Responsible persons:

Ševala Korajčević, Šefica Odsjeka za transport, okoliš, energiju i regionalne statistike
Sevala Korajcevic, Head of Department for Transport, Environment, Energy and Regional Statistics

Vesna Čužić, Ravnateljica
Vesna Čužić, General director

Priopćenje priredili: Alma Džananović
Prepared by: Alma Džananovic



 **Razmislite o očuvanju okoliša prije tiskanja dokumenta.**
Please consider the environment before printing this document.