



# PRIOPĆENJE

## FIRST RELEASE



Obvezni ste da prilikom dozvoljenih radnji, u svom proizvodu ili aplikaciji navedete izvor podataka.  
You are required to specify a data source when allowed in your product or application.

GODINA/YEAR X

SARAJEVO, 30.04.2021.

BROJ/NUMBER 10

## OKOLIŠ I ENERGIJA

### ENVIRONMENT AND ENERGY

#### Troškovi za zaštitu okoliša, 2016 - 2019

##### *Environmental protection expenditure, 2016 - 2019*

Ukupni troškovi za zaštitu okoliša sektora industrije (B, C, D Klasifikacije djelatnosti BiH), iznosili su 0.4% BDP-a u 2019. godini. Ukupni troškovi za zaštitu okoliša u postotcima od BDP-a blago su porasli od 2016. godine, što ukazuje da je relativno više financijskih sredstava posvećeno zaštiti okoliša. U 2018. godini izdvajanja u oblasti zaštite zraka su bila nešto veća u odnosu na ostale godine.

Ukupni troškovi za zaštitu okoliša u 2019. godini iznosili su 133.497.786 konvertibilnih maraka (KM). Od ovog iznosa, 76,7% je potrošeno na investicije u zaštitu okoliša dok je 23,3% na usluge zaštite okoliša. Većina troškova odnosi se na zaštitu zraka (75,9%), na upravljanje otpadom (10,7%) zatim slijedi upravljanje otpadnim vodama (5,5%) i zaštita tla i podzemnih voda (4,3%).

Ukupno ostvarene investicije u 2019. godini manje su za 28%, a tekući troškovi su manji za 4,2% u usporedbi sa prethodnom godinom. Od ukupno ostvarenih investicija u zaštitu okoliša, 97,4% ostvareno je kao investicija na kraju proizvodnog procesa, a preostalih 2,6% su investicije u integrirane tehnologije.

Od ukupnih tekućih troškova, 54,1% se odnosi na interne tekuće troškove, preostalih 45,9% se odnosi na eksterne tekuće troškove.

*The total environmental protection expenditure of the industry sector (B, C, D of the Classification of Activities BiH) amounted to 0.4% of GDP in 2019. Total environmental protection expenditures as a percentage of GDP have increased slightly since 2016, indicating that relatively more funding is devoted to environmental protection. In 2018, allocations in the field of air protection were somewhat higher compared to other years.*

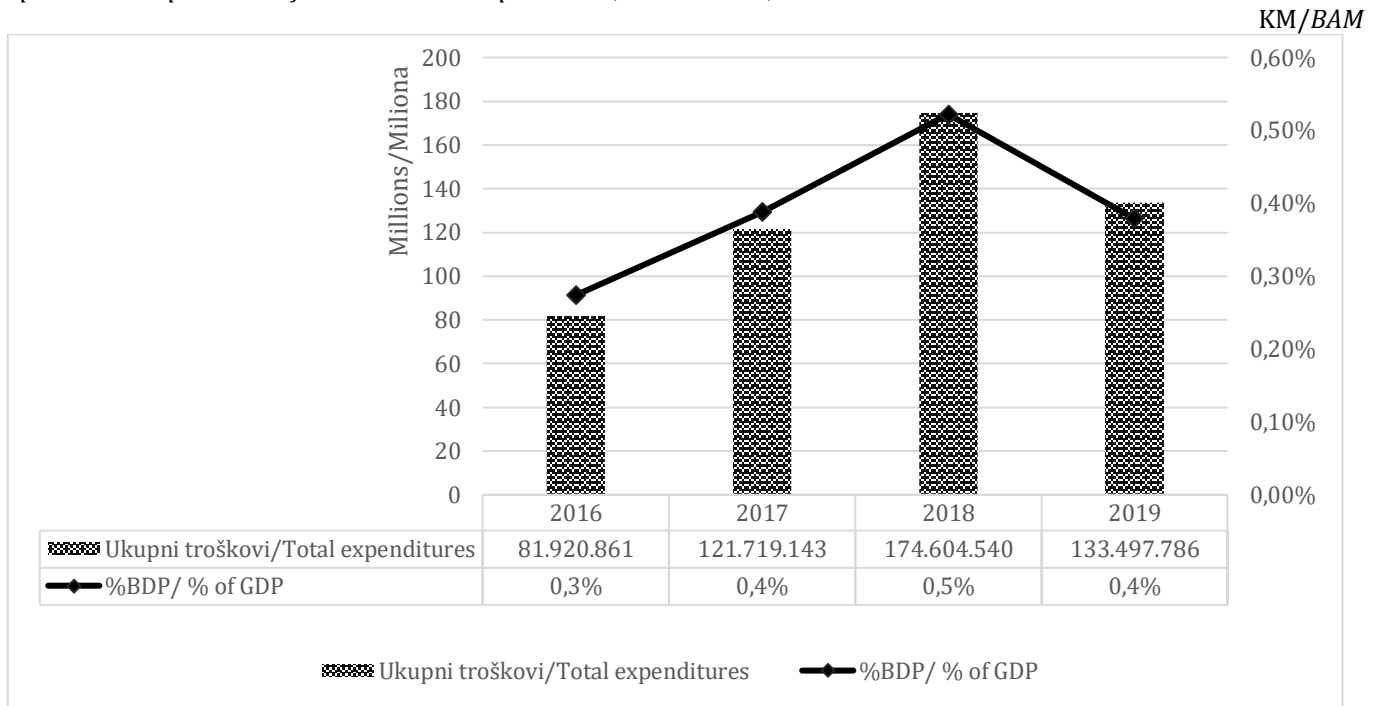
*Total expenditure for environmental protection in 2019 amounted to 133.497.786 convertible mark (BAM). In the structure of environmental protection expenditures, investments account for 76.7% and current expenditures for 23.3%. Most of the expenditures relate to air protection (75.9%), waste management (10.7%), followed by wastewater management (5.5%) and soil and groundwater protection (4.3%).*

*In 2019, total investment expenditure decreased by 28%, and current expenditure decreased by 4.2% compared to the previous year. 97.4% investment was realized as an investment at the end of the production process, and the remaining 2.6% are investments in integrated technologies.*

*Of the total current expenditure, 54.1% was spent as internal current expenditure, the remaining 45.9% relate to external running costs.*

**Graf 1. Ukupni troškovi za zaštitu okoliša u odnosu na BDP, 2016. – 2019.**

Graph 1. Total expenditures for environmental protection, share in GDP, 2016 – 2019



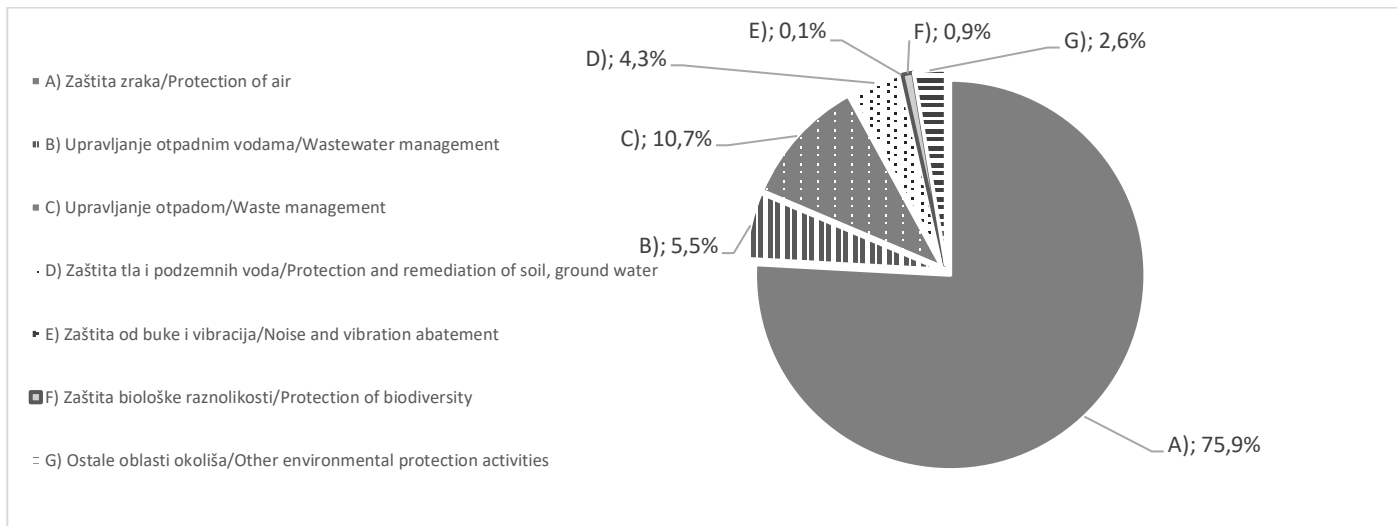
**Tablica 1. Ukupni troškovi za zaštitu okoliša, 2019.**

Table 1. Total expenditures for environmental protection, 2019

| Djelatnosti zaštite okoliše/<br>Environmental domains                         | Investicije<br>Investments |               | Tekući troškovi<br>Current expenditure |               | Ukupno<br>Total        |               |
|---|----------------------------|---------------|--|---------------|------------------------|---------------|
|   | Vrijednosti/<br>Values     | %             | Vrijednosti/<br>Values                 | %             | Vrijednosti/<br>Values | %             |
| Zaštita zraka/Protection of air   | 95.917.817                 | 93,6%         | 5.359.951                              | 17,3%         | 101.277.768            | 75,9%         |
| Upravljanje otpadnim vodama/Wastewater management                             | 1.463.509                  | 1,4%          | 5.891.513                              | 19,0%         | 7.355.022              | 5,5%          |
| Upravljanje otpadom/Waste management  | 204.877                    | 0,2%          | 14.018.058                             | 45,1%         | 14.222.935             | 10,7%         |
| Zaštita tla i podzemnih voda/Protection and remediation of soil, ground water | 4.308.564                  | 4,2%          | 1.454.349                              | 4,7%          | 5.762.913              | 4,3%          |
| Zaštita od buke i vibracija/Noise and vibration abatement                     | 54.402                     | 0,1%          | 132.503                                | 0,4%          | 186.905                | 0,1%          |
| Zaštita biološke raznolikosti/Protection of biodiversity                      | 477.429                    | 0,5%          | 705.832                                | 2,3%          | 1.183.261              | 0,9%          |
| Ostale oblasti okoliša/Other environmental protection activities              | 1.000                      | 0,0%          | 3.507.982                              | 11,3%         | 3.508.982              | 2,6%          |
| <b>Ukupno/Total</b>   | <b>102.427.598</b>         | <b>100,0%</b> | <b>31.070.188</b>                      | <b>100,0%</b> | <b>133.497.786</b>     | <b>100,0%</b> |

## Graf 2. Ukupni troškovi za zaštitu okoliša po djelatnostima, 2019.

Graph 2. Total expenditures for environmental protection by domains, 2019



## Tablica 2. Investicije za zaštitu okoliša po vrsti tehnologije, 2019.

Table 2. Investments for environmental protection by technology 2019

KM/BAM

|   | Ukupno<br><i>Total</i> | Zaštita zraka<br><i>Protection of air</i> | Upravljanje otpadnim vodama<br><i>Wastewater management</i> | Upravljanje otpadom<br><i>Waste management</i> | Zaštita tla i podzemnih voda<br><i>Protection and remediation of soil, ground water</i> | Zaštita od buke i vibracija<br><i>Noise and vibration abatement</i> | Zaštita biološke raznolikosti<br><i>Protection of biodiversity</i> | Ostale oblasti okoliša<br><i>Other environmental protection activities</i> |                               |
|---|------------------------|---|---|--|---|---|--|--|-------------------------------|
| <b>Total</b>                                | <b>102.427.598</b>     | 95.917.817                                | 1.463.509   | 204.877  | 4.308.564   | 54.402  | 477.429  | 1.000  | <i>Total</i>                  |
| Investicije na kraju proizvodnog procesa    | <b>99.790.548</b>      | 93.328.840                                | 1.451.688   | 203.377  | 4.285.870   | 43.344  | 477.429  | 0  | <i>End-of-pipe technology</i> |
| Investicije u sprečavanje zagađenja okoliša | <b>2.637.050</b>       | 2.588.977                                 | 11.821  | 1.500  | 22.694  | 11.058  | 0  | 1.000  | <i>Integrated technology</i>  |

**Tablica 3. Tekući troškovi za zaštitu okoliša, 2019.**

Table 3. Current expenditures for environmental protection, 2019

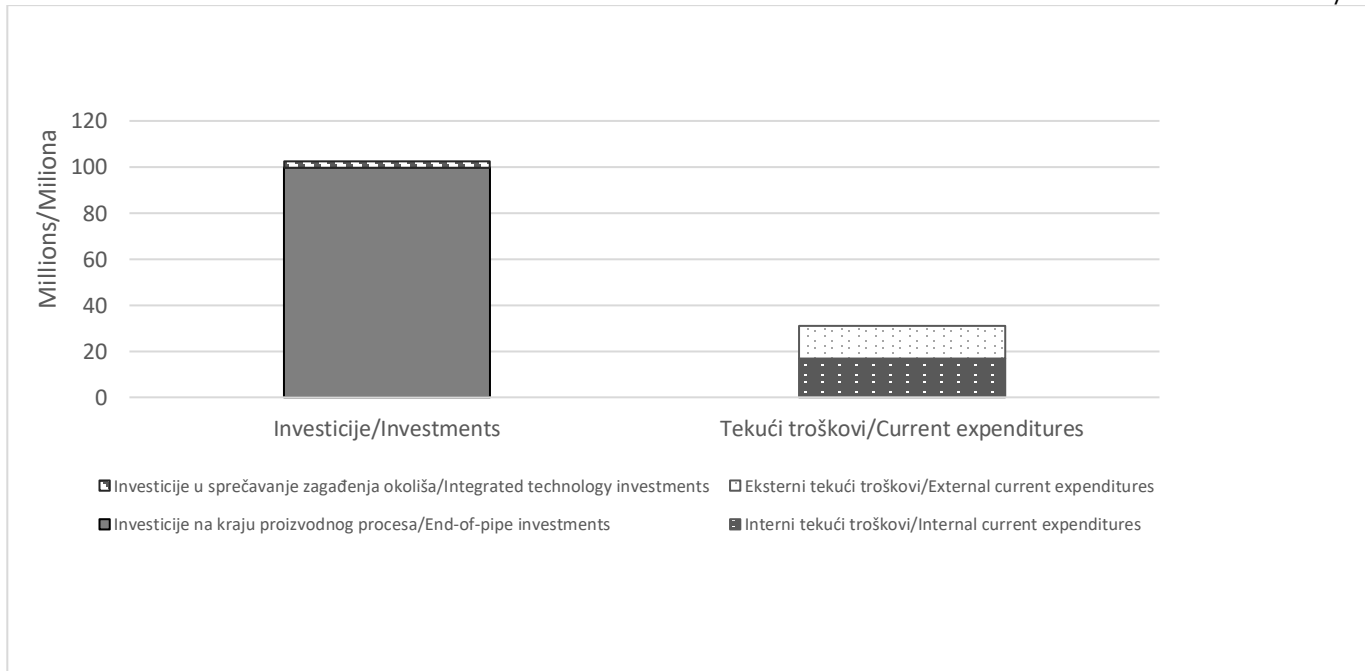
KM/BAM

|                          | <b>Ukupno</b>     | Zaštita zraka            | Upravljanje otpadnim vodama  | Upravljanje otpadom     | Zaštita tla i podzemnih voda                            | Zaštita od buke i vibracija          | Zaštita biološke raznolikosti     | Ostale oblasti okoliša                           |                                      |
|--------------------------|-------------------|--------------------------|------------------------------|-------------------------|---|--------------------------------------|-----------------------------------|--|--------------------------------------|
|                          | <b>Total</b>      | <i>Protection of air</i> | <i>Wastewater management</i> | <i>Waste management</i> | <i>Protection and remediation of soil, ground water</i> | <i>Noise and vibration abatement</i> | <i>Protection of biodiversity</i> | <i>Other environmental protection activities</i> |                                      |
| <b>Ukupno</b>            | <b>31.070.188</b> | 5.359.951                | 5.891.513                    | 14.018.058              | 1.454.349   | 132.503                              | 705.832                           | 3.507.982  | <i>Total</i>                         |
| Interni tekući troškovi  | <b>16.800.597</b> | 4.535.551                | 3.977.381                    | 4.087.684               | 823.722   | 3.300                                | 464.476                           | 2.908.483  | <i>Internal current expenditures</i> |
| Eksterni tekući troškovi | <b>14.269.591</b> | 824.400                  | 1.914.132                    | 9.930.374               | 630.627   | 129.203                              | 241.356                           | 599.499  | <i>External current expenditures</i> |

**Graf 3. Investicije i tekući troškovi za zaštitu okoliša, 2019.**

Graph 3. Investments and current expenditures for environmental protection, 2019

KM/BAM



**Tablica 4. Investicije za zaštitu okoliša, 2016. – 2019.**

Table 4. Investments for environmental protection, 2016 – 2019

KM/BAM

| Godina | Ukupno             | Zaštita zraka     | Upravljanje otpadnim vodama | Upravljanje otpadom | Zaštita tla i podzemnih voda                     | Zaštita od buke i vibracija   | Zaštita biološke raznolikosti | Ostale oblasti okoliša                    |
|--------|--------------------|-------------------|-----------------------------|---------------------|--|-------------------------------|-------------------------------|---|
| Year   | Total              | Protection of air | Wastewater management       | Waste management    | Protection and remediation of soil, ground water | Noise and vibration abatement | Protection of biodiversity    | Other environmental protection activities |
| 2016   | <b>55.844.899</b>  | 50.354.930        | 2.280.002                   | 1.766.503           | 1.290.534  | 14.718                        | 138.212                       | 0   |
| 2017   | <b>90.459.855</b>  | 86.513.264        | 1.608.266                   | 1.143.076           | 988.772  | 103.876                       | 102.601                       | 0   |
| 2018   | <b>142.176.551</b> | 136.376.276       | 837.398                     | 2.282.042           | 2.432.405  | 105.053                       | 143.377                       | 0   |
| 2019   | <b>102.427.598</b> | 95.917.817        | 1.463.509                   | 204.877             | 4.308.564  | 54.402                        | 477.429                       | 1.000                                     |

**Tablica 5. Tekući troškovi za zaštitu okoliša, 2016. – 2019.**

Table 5. Current expenditures for environmental protection, 2016 – 2019

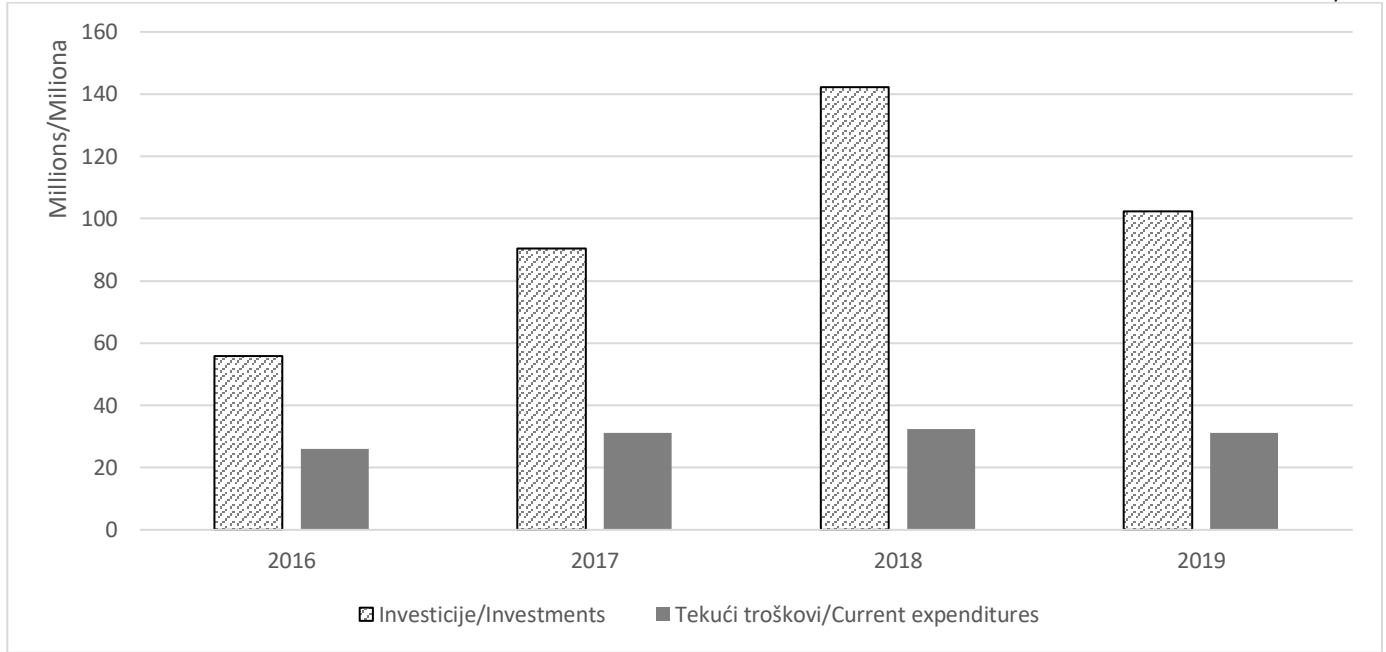
KM/BAM

| Godina | Ukupno            | Zaštita zraka     | Upravljanje otpadnim vodama | Upravljanje otpadom | Zaštita tla i podzemnih voda                     | Zaštita od buke i vibracija   | Zaštita biološke raznolikosti | Ostale oblasti okoliša                    |
|--------|-------------------|-------------------|-----------------------------|---------------------|--|-------------------------------|-------------------------------|---|
| Year   | Total             | Protection of air | Wastewater management       | Waste management    | Protection and remediation of soil, ground water | Noise and vibration abatement | Protection of biodiversity    | Other environmental protection activities |
| 2016   | <b>26.075.962</b> | 2.283.497         | 5.101.786                   | 10.758.057          | 1.996.092  | 142.530                       | 826.388                       | 4.967.612                                 |
| 2017   | <b>31.259.288</b> | 4.210.531         | 5.767.896                   | 11.442.071          | 3.203.546  | 99.728                        | 983.424                       | 5.552.092                                 |
| 2018   | <b>32.427.989</b> | 4.282.897         | 6.750.218                   | 14.394.674          | 1.331.853  | 121.258                       | 1.129.129                     | 4.417.960                                 |
| 2019   | <b>31.070.188</b> | 5.359.951         | 5.891.513                   | 14.018.058          | 1.454.349  | 132.503                       | 705.832                       | 3.507.982                                 |

**Graf 4. Investicije i tekući troškovi za zaštitu okoliša, 2016. – 2019.**

Graph 4. Investments and current expenditures for environmental protection, 2016 – 2019

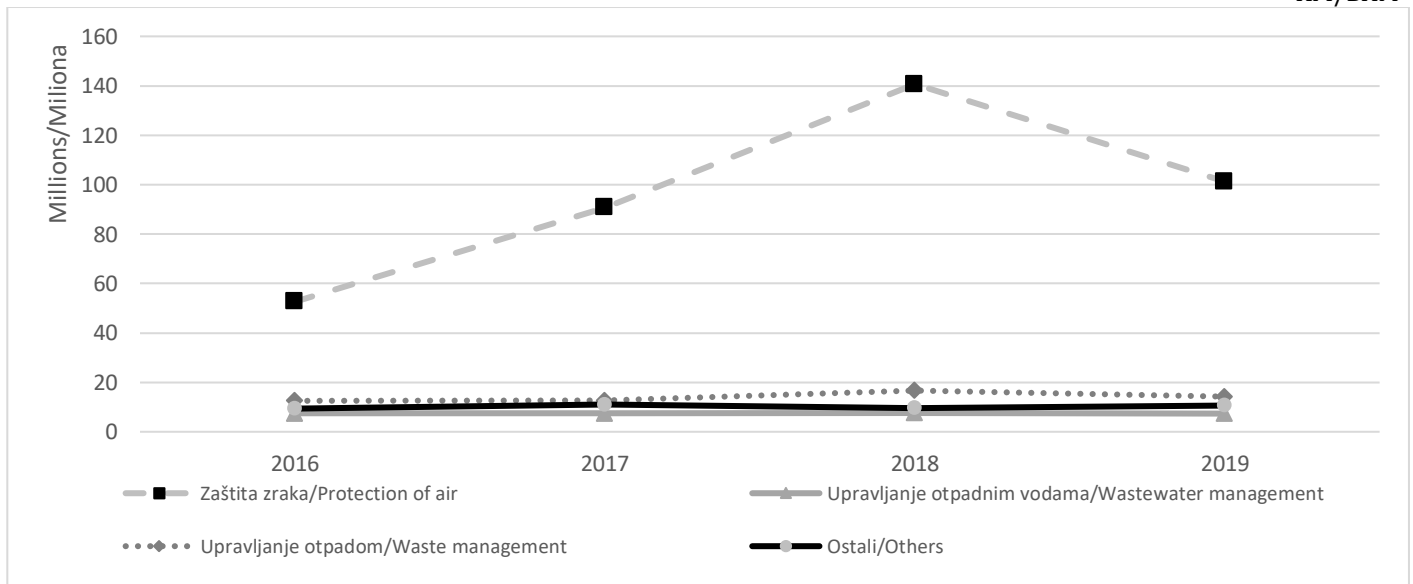
KM/BAM



**Graf 5. Ukupni troškovi za zaštitu okoliša po oblastima, 2016. – 2019.**

Graph 5. Total expenditures for environmental protection by domain 2016 – 2019

KM/BAM



## METODOLOŠKA OBJAŠNENJA

Metodološki temelj istraživanja je Uredba (EU) br. 691/2011 Europskog parlamenta i Vijeća o europskim ekonomskim računima okoliša i Uredba (EU) br. 538/2014 Europskog parlamenta i Vijeća o izmjeni Regulative (EU) br. 691/2011 o europskim ekonomskim računima okoliša.

Troškovi za zaštitu okoliša (EPE) definiraju se kao iznos novca potrošen na aktivnosti izravno usmjerene na sprečavanje, smanjenje i uklanjanje zagađenja ili smetnji koje proističu iz proizvodnih procesa (ili potrošnje roba i usluga). Podaci o troškovima za zaštitu okoliša izvještavaju se putem Zajedničkog upitnika OECD/Eurostat o troškovima i prihodima za zaštitu okoliša (EPER). Podaci pokrivaju pet ekonomskih varijabli:

- investicije u zaštitu okoliša,
- investicije u tretman zagađenja,
- investicije u sprečavanje zagađenja,
- tekući izdaci za zaštitu okoliša,
- subvencije / transferi koji se daju za aktivnosti zaštite okoliša.

Podaci ovog priopćenja su dobiveni godišnjim statističkim istraživanjem "Troškovi za zaštitu okoliša (INV-OK)". Istraživanjem su obuhvaćeni poslovni subjekti razvrstani prema pretežnoj djelatnosti u područja Klasifikacije djelatnosti (KD BiH 2010): B-vađenje ruda i kamena; C-Prerađivačka industrija, D- Proizvodnja i opskrba el. energijom, plinom, parom i klimatizacija.

Podaci o troškovima za zaštitu okoliša prikupljaju se za različita područja okoliša prema Jedinствenoj europskoj statističkoj klasifikaciji djelatnosti povezanih sa zaštitom okoliša (CEPA). Klasifikacija djelatnosti zaštite okoliša (CEPA, 2000), razlikuje devet različitih područja zaštite okoliša: zaštita zraka i klime, upravljanje otpadnim vodama, upravljanje otpadom, zaštita i sanacija tla, podzemnih voda i površinskih voda, smanjenje buke i vibracija, zaštita biodiverziteta i pejzaža, zaštita od zračenja, istraživanje i razvoj i druge aktivnosti zaštite okoliša.

Investicijski troškovi se odnose na financijske ili materijalne troškove koji imaju za cilj stvaranje novih stalnih resursa ili poboljšanje (rekonstrukcija, dogradnja, restauracija, adaptacija ili modernizacija) postojećih predmeta trajne imovine. To također znači troškove takozvane prve investicijske opreme. Prikazana podjela investicijskih troškova razvijena je prema pravilima nacionalnog računovodstvenog sistema.

Tekući troškovi za zaštitu okoliša uključuju troškove rada i održavanja aktivnosti (tehnologija, proces, oprema). Tekući troškovi su sprečavanje, smanjenje ili uklanjanje zagađenja i drugih gubitaka u okolišu uzrokovanih tekućim aktivnostima subjekta. Uključuju interne troškove (uključujući troškove rada i održavanja postrojenja za zaštitu okoliša, kao i naknade za zaštitu okoliša), troškove usluga koje pružaju vanjski subjekti, naknade za tretman kanalizacije i sakupljanje otpada; troškovi kontrolnih sustava, praćenja, laboratorijskih istraživanja, upravljanja.

## METHODOLOGY

*Methodological basis is Regulation (EU) No. 691/2011 of the European Parliament and of the Council on European Environmental Economic Accounts and Regulation (EU) No. 538/2014 of the European Parliament and of the Council Amending Regulation (EU) No.691/2011 on European Environmental Economic Accounts.*

*Environmental protection expenditure (EPE) is defined as the amount of money spent on all purposeful activities directly aimed at the prevention, reduction and elimination of pollution or nuisances resulting from the production processes (or consumption of goods and services). Data on environmental expenditure are collected from the European countries through the Joint OECD/Eurostat Questionnaire on Environmental Protection Expenditure and Revenues (EPER). The data covers five economic variables:*

- *investments for environmental protection,*
- *pollution treatment investments,*
- *pollution prevention investments,*
- *current expenditure for environmental protection,*
- *subsidies/transfers given for environmental protection activities*

*Data on expenditures in environmental protection are based on annually statistical research "Environmental protection expenditures" (INV-OK). The survey covered business entities classified according to the activity in the sectors of the Classification of Activities (KD BiH 2010): B-Mining and quarrying; C- Manufacturing, D- Production and supply of electricity. energy, gas, steam and air conditioning.*

*Data on environmental expenditures are collected according to different environmental domains as defined by the Single European Statistical Classification of Environmental Protection Activities (CEPA). CEPA 2000 distinguishes nine different environmental domains: protection of ambient air and climate, wastewater management, waste management, protection and remediation of soil, groundwater and surface water, noise and vibration abatement, protection of biodiversity and landscapes, protection against radiation, research and development and other environmental protection activities.*

*Investment expenditure refers to financial or material costs, which aim at creating new permanent resources or improving (reconstruction, extension, restoration, adaptation or modernization) the existing objects of permanent property. It also means costs of so called first investment equipment. Presented division of investment costs is developed according to the rules of national accounting system.*

*Environmental protection current expenditure includes costs of activity operation and maintenance (technology, process, equipment). Current expenditure is to prevent, reduce, dispose or eliminate pollution and other environmental losses caused by current activities of the entity. They include internal costs (including costs of operation and maintenance of environmental protection installations as well as environmental charges), costs of services provided by external entities, charges for sewage treatment and waste collection; costs of control systems, monitoring, laboratory research, management.*

## Definicije

**Investicije na kraju proizvodnog procesa** (end-of-pipe investments) podrazumijevaju metode, praksu, tehnologije, procese ili opremu određenu za skupljanje i uklanjanje zagađenja (npr. investicije u filtere za pročišćavanje zraka, uređaji za pročišćavanje otpadnih voda) nakon njihova nastanka.

**Investicije u spriječavanje onečišćenja u toku proizvodnog procesa** (investicije u integrisane "čistije tehnologije") podrazumijevaju investicije za nove ili adaptacije postojećih metoda, praksa, tehnologija, procesa ili opreme određene za sprečavanje ili smanjenje količine onečišćenja nastaloga na izvoru, s tim da se smanjenje utjecaja na okoliš udruži s ispuštanjem zagađivača i/ili djelatnostima onečišćenja (kao dio proizvodnog procesa zove se "integrirani").

**Interni tekući izdaci** namijenjeni su za rad opreme na kraju proizvodnog procesa (end-of-pipe environmental equipment): materijala, energije, održavanje; troškove radne snage (samo onih zaposlenih na zaštiti okoliša) i druge interne tekuće izdatke (izdatke za opću administraciju za zaštitu okoliša). **Isključena** je kupovina usluga zaštite okoliša od javnog sektora ili specijalnih proizvođača.

**Eksterni tekući izdaci** obuhvaćaju plaćanja trećim stranama za usluge zaštite okoliša iz javnog sektora ili specijalnim proizvođačima koji mogu biti javni ili privatni (za eksterne naknade/kupovinu za sakupljanje otpada ili obradu otpadnih voda te za ostalo, npr. izdatci za dekontaminaciju tla i podzemnih voda). Isključene su novčane kazne.

## Definitions

**End-of-pipe investments** are investments in methods, practices, technologies, processes and equipment designed to collect and remove pollutants (e.g. techniques or equipment, such as air emissions filters, waste water treatment plants, waste disposal facilities) after their release into the environment.

**Investments in integrated "cleaner" technologies** are investments in improvement of existing or development of new methods, practices, technologies, processes or equipment designed to prevent or reduce the amount of pollution created at the source, thereby reducing the environmental impacts of releasing pollutants and/or other polluting activities (as a part of the production process – thus the designation 'integrated').

**Internal current expenditures** are intended for the operation of end-of-pipe environmental equipment – material, energy, maintenance, personnel costs (only for the personnel in charge of environmental protection), and other internal current expenditures (training, informing, general administration for environmental protection). Purchases of environmental protection services from the Public Sector or from specialised producers **are excluded**.

**External current expenditures** include payments to third parties for environmental protection services, including both the Public Sector and specialised producers, both public and privately owned (e.g. external fees/purchases for waste disposal or waste water treatment, expenditure for soil and ground water decontamination). Excluded are fines and penalties.



**Publikuje Agencija za statistiku Bosne i Hercegovine, 71000 Sarajevo, Zelenih beretki 26**  
*Published by the Agency for Statistics of the Bosnia and Herzegovina, 71000 Sarajevo, Zelenih beretki 26*

**Telefon/Phone: +387 (33) 911 911 | Telefaks/Telefax: +387 (33) 220 622**  
**Elektronička pošta/E-mail: [bhas@bhas.gov.ba](mailto:bhas@bhas.gov.ba) | Internetska stranica/Web site: [www.bhas.gov.ba](http://www.bhas.gov.ba)**

**Odgovorne osobe/Responsible persons:**

**Ševala Korajčević, šefica Odsjeka za statistiku okoliša, energije i regionalnih statistika**  
*Ševala Korajčević, Head of Environment, Energy and Regional Statistics Department*

**Vesna Čužić, ravnateljica**  
*Vesna Čužić, Director*

**Priopćenje priredio: Josip Zovko**  
*Prepared by: Josip Zovko*



 **Pažljivo razmislite o očuvanju okoliša prije tiskanja dokumenta.**  
*Please consider the environment before printing this document.*