



SAOPĆENJE

FIRST RELEASE



Obavezni ste da prilikom dozvoljenih radnji, u svom proizvodu ili aplikaciji navedete izvor podataka.
You are required to specify a data source when allowed in your product or application.

GODINA/ YEAR VI

SARAJEVO, 28.12. 2020.

BROJ/ NUMBER 3

INFORMACIONO DRUŠTVO

INFORMATION SOCIETY

ELEKTRONSKE KOMUNIKACIJE, treći kvartal 2021. ELECTRONIC COMMUNICATIONS, third quarter 2021.

Ukupan broj aktivnih fiksnih telefonskih linija dominantnih operatora u trećem kvartalu 2021. godine iznosio je 548.521, što predstavlja pad od 3,2% u odnosu na treći kvartal 2020. godine.

Total number of fixed telephone lines of dominant operators in the third quarter 2021 was 548.521 which represents a decrease of 3.2% compared to the third quarter 2020th.

Ukupni odlazni saobraćaj fiksne telefonske mreže u trećem kvartalu 2021. godine iznosio je 323.513.152 minuta, što pokazuje pad od 12,9% u odnosu na treći kvartal 2019. godine.

The total traffic of fixed telephone network in third quarter 2021 was 323.513.152 minutes which shows an decrease of 12.9% compared to third quarter 2020th.

Broj korisnika mobilne mreže u trećem kvartalu 2021. godine iznosio je 3.812.993 i bilježi rast od 9,8% u odnosu na treći kvartal 2020. godine. Ukupni odlazni saobraćaj mobilne mreže u trećem kvartalu 2021. godine iznosio je 665.897.287 minuta, što pokazuje rast od 5,8% u odnosu na treći kvartal 2020. godine.

Number of mobile phone users in the third quarter 2021 was 3.812.993 which shows an increase of 9.8% compared to the third quarter 2020th year. The total traffic of mobile telephone network in the third quarter 2021 was 665.897.287 minutes which shows an increase of 5.8% compared to the third quarter 2020th year.

Broj poslanih SMS poruka u trećem kvartalu 2021. godine manji je za 5,3%, broj poslanih MMS poruka manji je za 1,1% u odnosu na treći kvartal 2020. godine.

Number of SMS messages sent in the third quarter 2021 decreased by 5.3%, while the number of MMS messages sent decreased by 1.1%, compared to the third quarter 2020^h.

Ukupan broj internet priključaka putem fiksne mreže u trećem kvartalu 2021. godine iznosio 790.922 i bilježi rast od 5,3% u odnosu na treći kvartal 2020. godine.

The total number of Internet connections via the fixed network in the third quarter of 2021 was 790.922 an increase of 5.3% compared to the third quarter of 2020.

1.FIKSNA TELEFONSKA MREŽA

Tabela 1.1 Fiksna telefonska mreža

Table. 1. 1. Fixed telephone network

	III	III	II	III	III 2021	III 2021	
	Kvartal	Kvartal	Kvartal	Kvartal	II2021	III 2020	
	2019.	2020.	2021.		Indeksi/Indices		
Ukupan broj aktivnih fiksnih telefonskih linija dominantnih operatera	590.409	566.421	554.173	548.521	99,0	96,8	Total number of fixed telephone lines of dominant operators
Broj novih operatera fiksne telefonije	11	13	14	14	100,0	107,7	The number of new fixed telephony operator
Ukupan broj vlastitih pretplatnika novih operatera	145.267	144.132	145.203	145.560	100,3	101,0	The total number of own subscribers to new operators
Ukupan broj pretplatnika novih operatera sa indirektnim pristupom	195	986	179	242	135,2	24,5	Alternative operators - Number of Indirect Access Subscribers
Ukupan broj prenesenih brojeva	86.444	91.851	96.450	98.013	101,6	106,7	The total number of transferred fixed numbers

Izvor podataka: Regulatorna agencija za komunikacije Bosne i Hercegovine (RAK BiH)

Data source: Communication Regulatory Agency of Bosnia and Herzegovina (CRA BiH)

Grafikon 1.1 Fiksna telefonska mreža- Ukupan broj aktivnih fiksnih telefonskih linija inkumbent operatera

Graph 1.1 Fixed telephone network- Total number of fixed telephone lines of incumbent operator

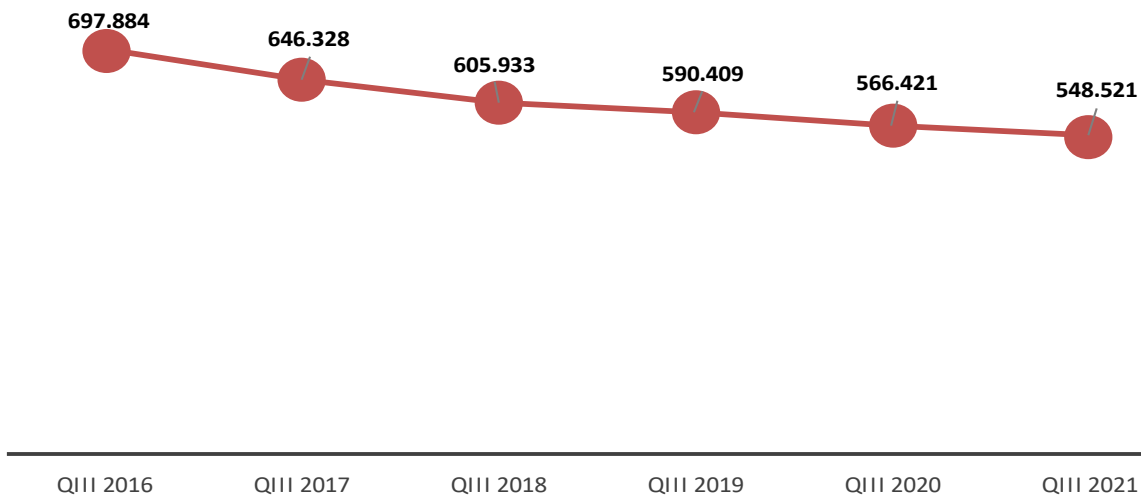


Tabela 1.2. Odlazni saobraćaj operatera fiksne telefonije, u milionama minuta

Table 1.2 Outgoing traffic fixed - line operator, in millions of minutes

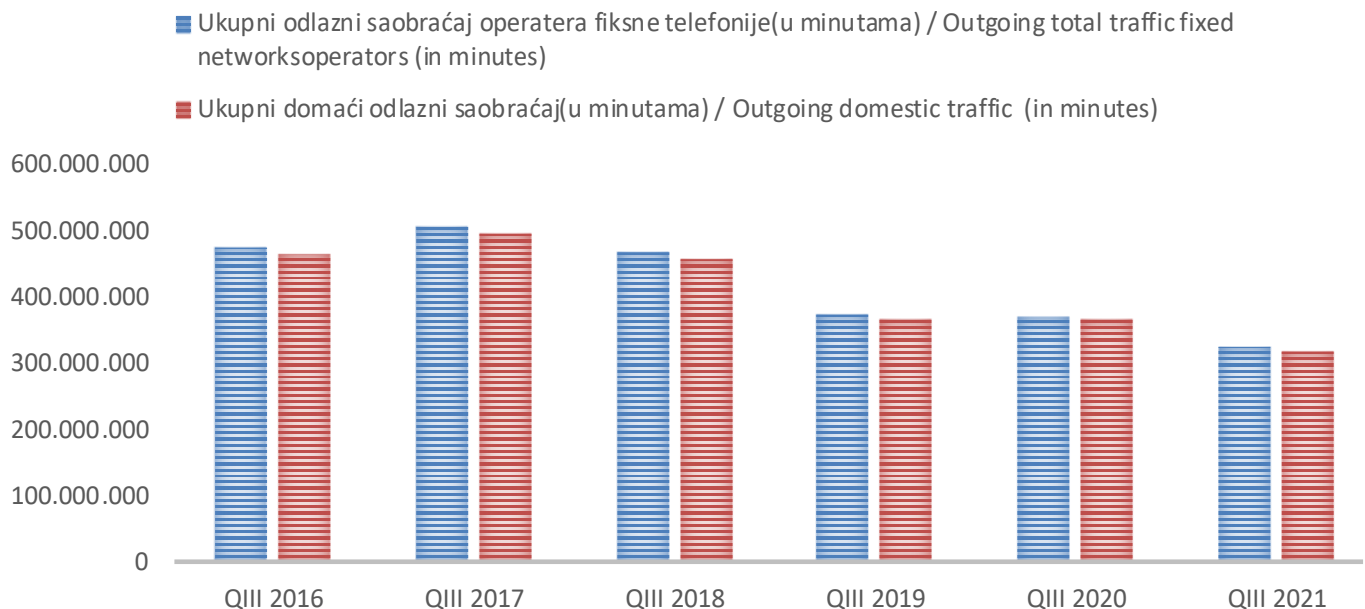
Odlazni saobraćaj operatera u milionama minuta	III kvartal/ quarter	III kvartal/ quarter	III kvartal/ quarter	II kvartal/ quarter	III kvartal/ quarter	Outgoing traffic operators in millions of minutes
	2018.	2019.	2020.	2021.	2021.	
Ukupno odlazni saobraćaj operatera fiksne telefonije	469	374	371	359	324	Outgoing total traffic fixed Networks operators
Ukupni domaći odlazni saobraćaj	459	368	365	354	319	Outgoing domestic traffic
Ukupni međunarodni odlazni telefonski saobraćaj	10	6	6	5	5	Interantional outgoing fixed telephone traffic

Izvor podataka: Regulatorna agencija za komunikacije Bosne i Hercegovine (RAK BiH)
Data source: Communication Regulatory Agency of Bosnia and Herzegovina (CRA BiH)

Indeksi po indikatorima odlaznog saobraćaja operatera fiksne telefonije	III 2021 III 2019	III 2021 III 2020	III 2021 II 2021	Indicies by indicators outgoing traffic fixed-line operator
	Ukupno odlazni saobraćaj operatera fiksne telefonije	86,6	87,1	
Ukupni domaći odlazni saobraćaj	86,7	87,2	90,1	Outgoing domestic traffic
Ukupni međunarodni odlazni telefonski saobraćaj	83,3	79,6	100,0	Interantional outgoing fixed telephone traffic

Grafikon 1.2. Saobraćaj ostvaren putem fiksne telefonske mreže

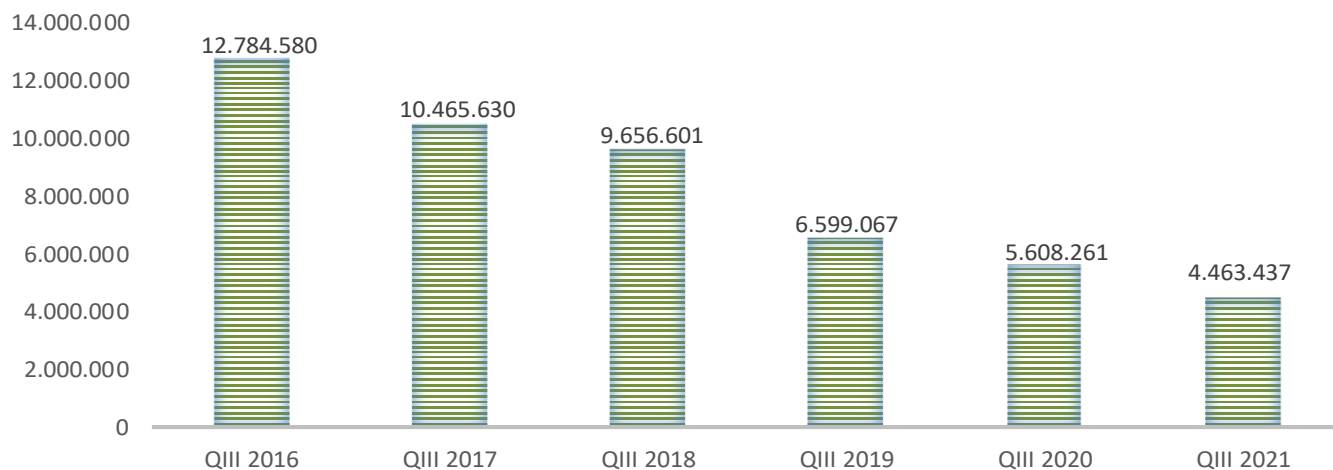
Graph 1.2 Traffic accomplished via fixed telephone network



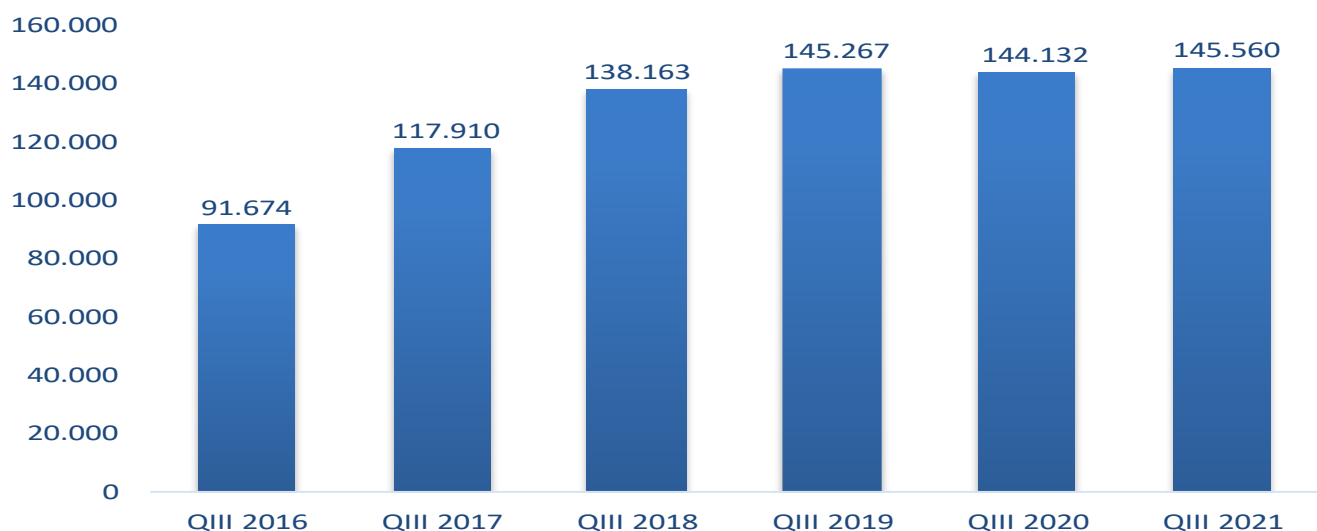
Grafikon 1.2.1 Saobraćaj ostvaren putem fiksne telefonske mreže

Graph 1.2 Traffic accomplished via fixed telephone network

UKUPAN MEĐUNARODNI ODLAZNI TELEFONSKI SAOBRAĆAJ (U MINUTAMA)
/ INTERANTIONAL OUTGOING FIXED TELEPHONE TRAFFIC (IN MINUTES)



Grafikon 1.3. Ukupan broj vlastitih pretplatnika novih operatera
Graph 1.3 Alternative operators- Total number of direct access subscriber



2.MOBILNA TELEFONSKA MREŽA

Tabela 2. Mobilna telefonska mreža

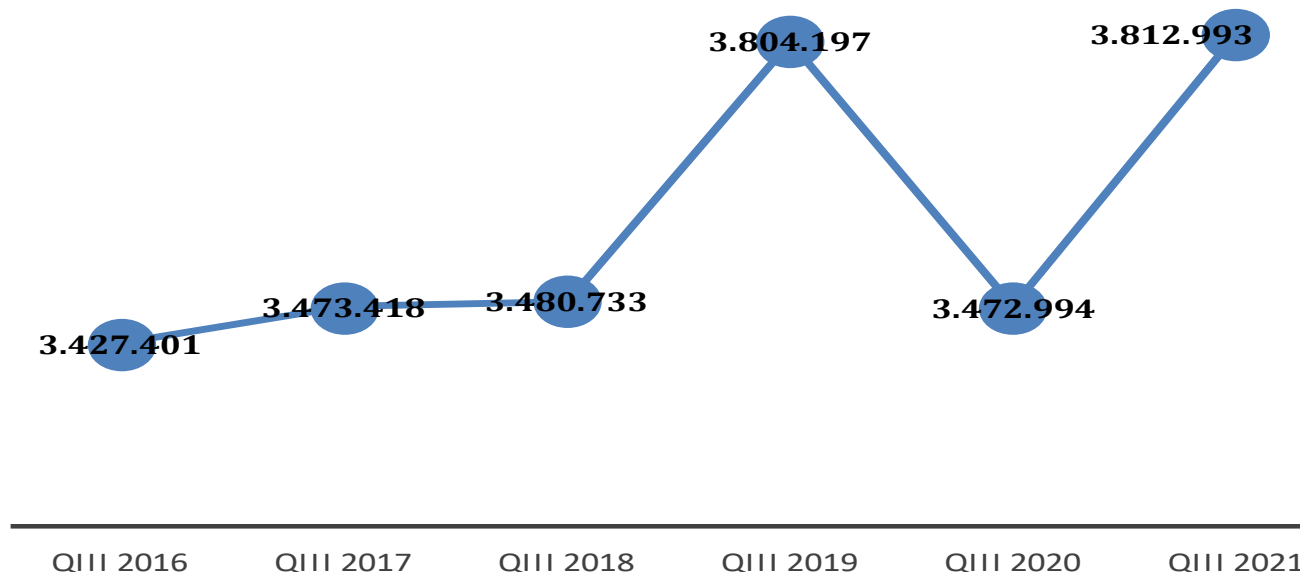
Table 2. Mobile telephone network

	III Kvartal quarter	III Kvartal quarter	II Kvartal quarter	III Kvartal quarter	III 2021 II 2021	III 2021 III 2020	
	2019.	2020.	2021.		Indeksi/Indices		
Ukupan broj korisnika mobilne mreže	3.804.197	3.472.994	3.538.162	3.812.993	107,8	109,8	Total number of mobile network users
Penetracija mobilne telefonije	107,73%	98,35%	101,35%	109,73%	108,3	111,6	Penetration of mobile telephony
Ukupan broj prenesenih brojeva	73.498	87.855	98.545	101.889	103,4	116,0	The total number of transferred numbers
Ukupan odlazni saobraćaj operatora mobilne telefonije (minutama)	584.334.964	629.436.262	670.770.964	665.897.287	99,3	105,8	Total outgoing traffic of mobile operators (in minutes)
Broj poslatih SMS poruka	115.056.189	94.891.886	87.512.930	89.853.140	102,3	94,7	SMS sent
Broj poslatih MMS poruka	307.239	360.991	453.538	356.933	78,7	98,9	MMS sent

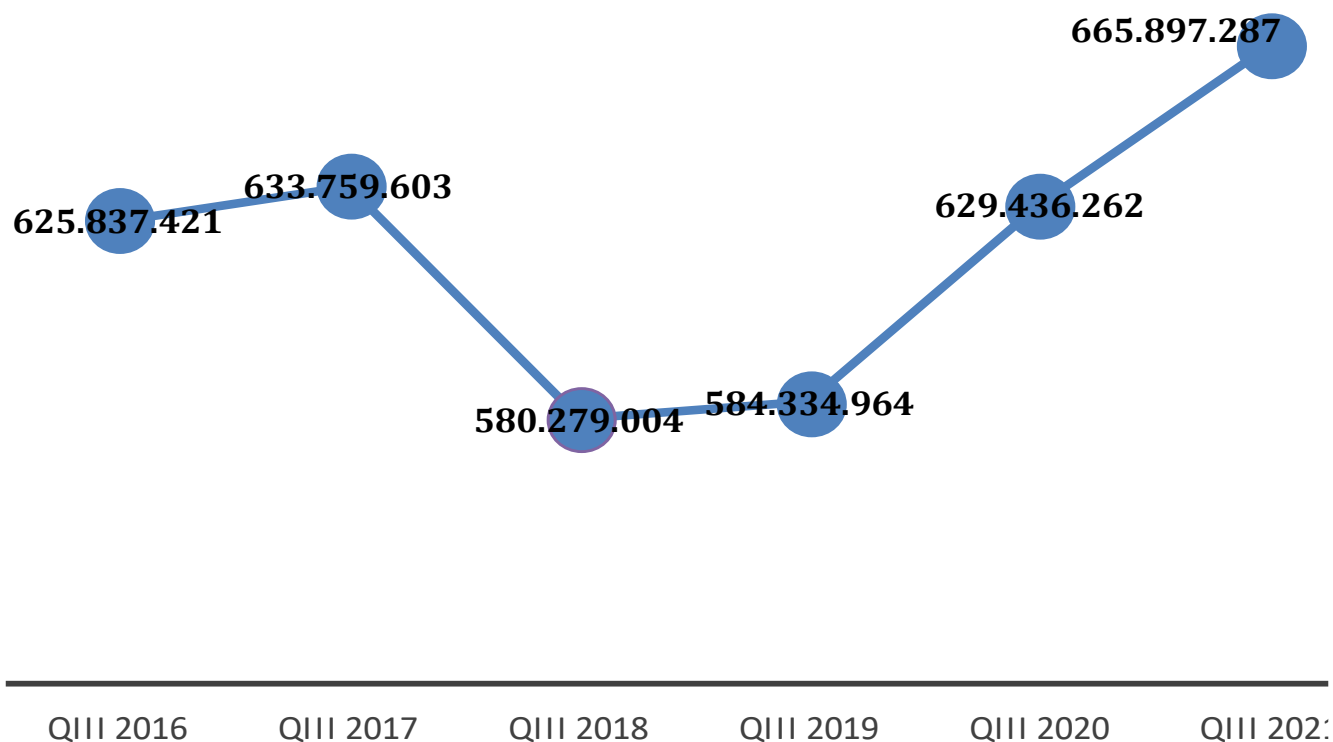
Izvor podataka: Regulatorna agencija za komunikacije Bosne i Hercegovine (RAK BiH)
Data source: Communication Regulatory Agency of Bosnia and Herzegovina (CRA BiH)

Grafikon 2.1. Broj korisnika telefonskih usluga u mobilnoj telefoniji

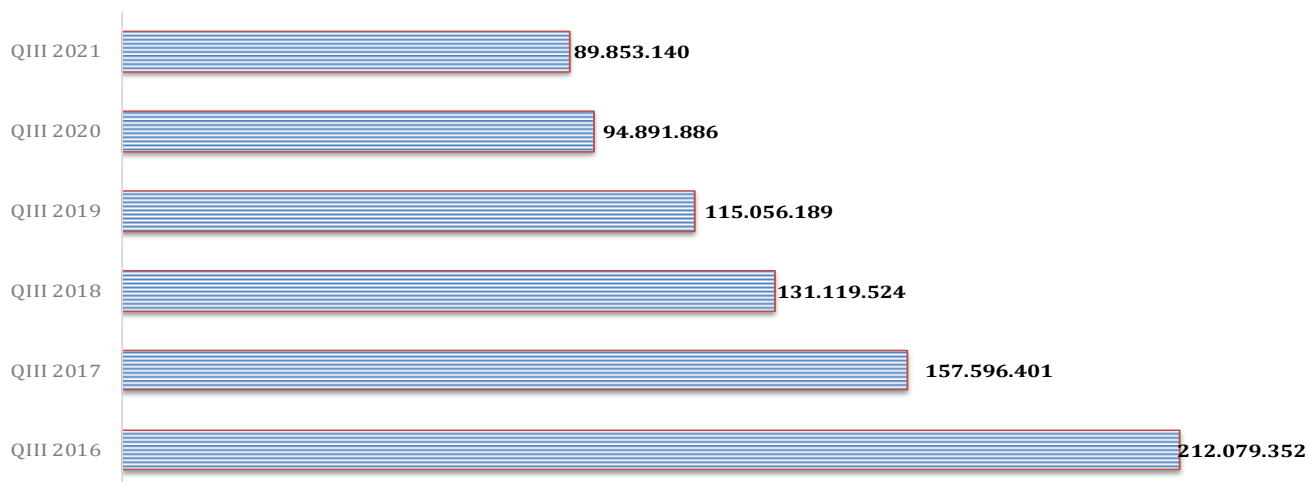
Graph.2.1 Number of users of telephone services in mobile telephony




Grafikon 2.2. Odlazni saobraćaj mobilne telefonije (u minutama)
Graph.2.2 Outgoing traffic of mobile operators(in minutes)



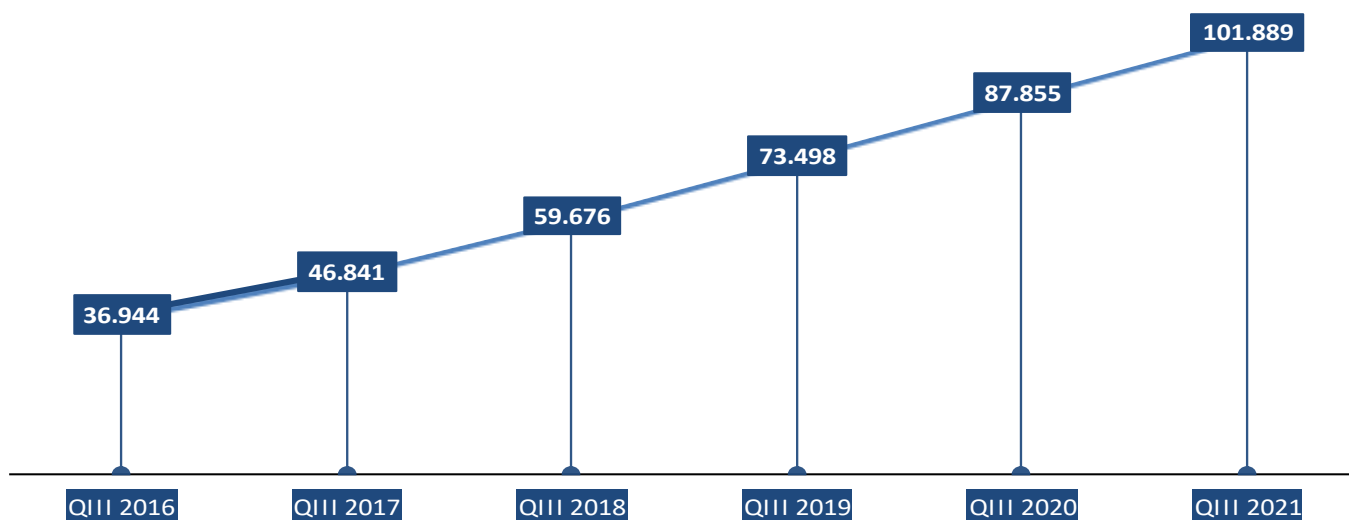
Grafikon 2.3. Broj poslatih SMS poruka
Graph.2.3. SMS sent



Grafikon 2.4. Broj poslatih MMS poruka
Graph.2.4. MMS sent



Grafikon 2.5. Ukupan broj prenesenih brojeva
Graph.2.4. The total number of transferred numbers



3. PRISTUP INTERNETU

Tabela 3. Pristup internetu

Table 3. Internet access

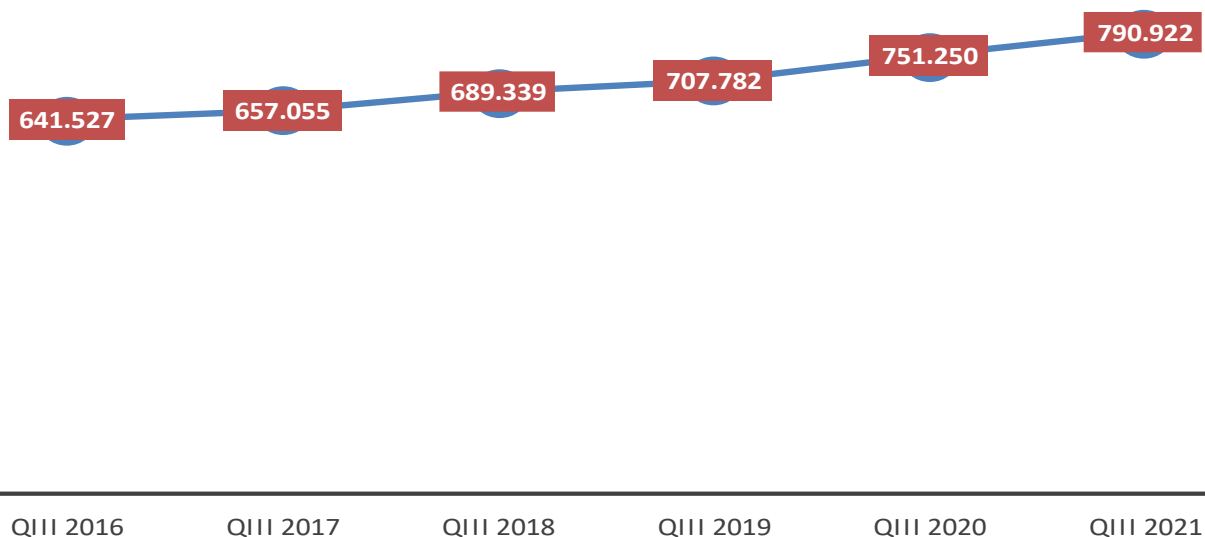
	III Kvartal quarter	III Kvartal quarter	II Kvartal quarter	III Kvartal quarter	III 2021 II 2021	III 2021 III 2020	
	2019.	2020.	2021.		Indeksi/Indicies		
Ukupan broj priključaka širokopojasnog pristupa internetu putem fiksne mreže	707.782	751.250	783.462	790.922	101,0	105,3	Total number of broadband subscribers
Broj xDSL priključaka	411.627	411.913	415.726	415.736	100,0	100,9	Number of subscribers using xDSL connection
Broj priključaka putem kablovske mreže	226.879	246.473	261.596	263.973	100,9	107,1	Number of subscribers by cable network
Broj priključaka fiksni bežični pristup	42.300	50.382	54.153	54.356	100,4	107,9	Number of subscribers fixed wireless connection
Broj priključaka putem iznajmljene linije	973	1696	1.698	1.662	97,9	98,0	Number of subscribers via leased lines
Broj priključaka FTTx	25.866	40.487	49.985	55.179	110,4	136,3	Number of subscribers via FTTx connection
Broj priključaka putem ostalih tehnologija	137	299	304	16	5,3	5,4	Number of subscribers using other technologies
Stopa penetracije korisnika interneta putem fiksne mreže	87,3%	92,35%	96,09%	97,14%	101,1	105,2	Penetration rate of Internet users via the fixed network

Izvor podataka: Regulatorna agencija za komunikacije Bosne i Hercegovine (RAK BiH)

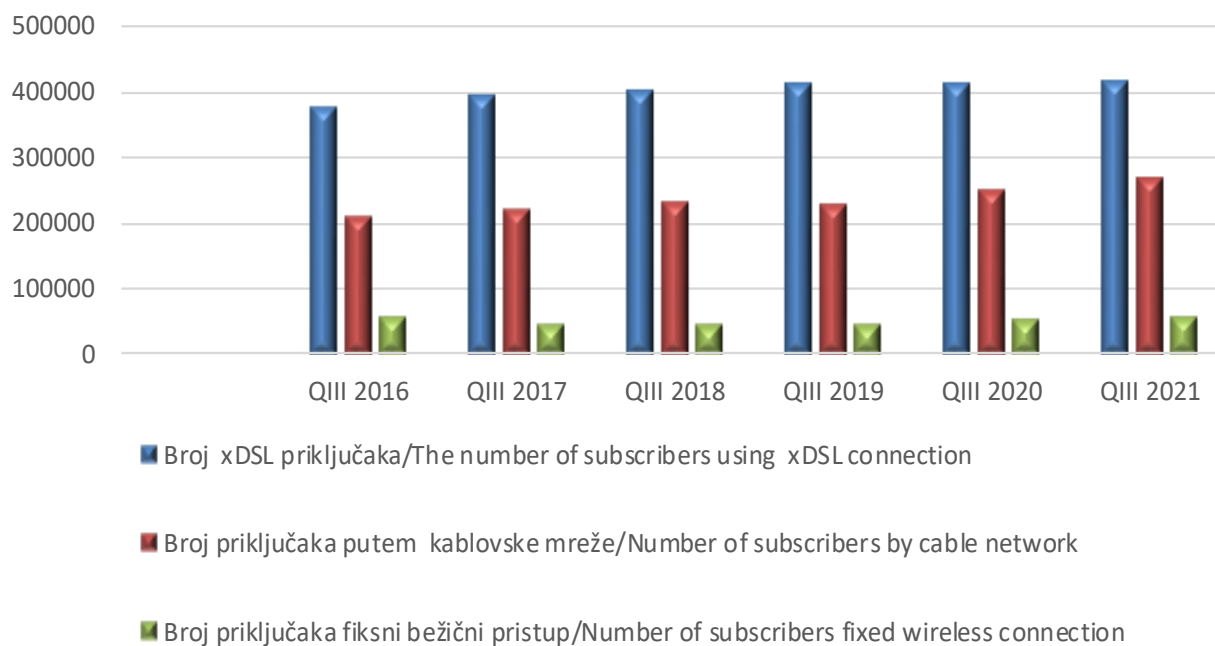
Data source: Communication Regulatory Agency of Bosnia and Herzegovina (CRA BiH)

Grafikon 3.1 Ukupan broj priključaka širokopojasnog pristupa internetu putem fiksne mreže

Graph 3.1 Total number of broadband access connections via the fixed network



Grafikon 3.2. Tip priključaka pristupa internetu putem fiksne mreže
Graph 3.2. Type connectors of Internet access connections via the fixed network



METODOLOŠKA OBJAŠNENJA

Izvor prikupljanja podataka

Podaci o telekomunikacionim uslugama preuzeti su od Regulatorne agencije za komunikacije Bosne i Hercegovine (RAK BiH).

Obuhvat

Telekomunikacione usluge obuhvataju saobraćaj ostvaren u fiksnoj i mobilnoj mreži

Unutrašnji saobraćaj u fiksnoj ili mobilnoj mreži obuhvata ukupno ostvaren saobraćaj unutar vlastite fiksne ili mobilne mreže prema drugim fiksnim i mobilnim mrežama.

Međunarodni saobraćaj obuhvata ukupno ostvaren saobraćaj u fiksnim i mobilnim mrežama koji počinje unutar Bosne i Hercegovine i završava izvan Bosne i Hercegovine.

DEFINICIJE

Telekomunikaciona usluga je usluga prijenosa, odašiljanja ili primanja znakova, signala, pisanog teksta, slika, govora i zvukova ili saopštenja bilo koje prirode koja se pruža žičnim, svjetlosnim, bežičnim ili drugim elektromagnetskim sistemima uključujući omogućavanje upotrebe tih sistema kao cjeline ili djelomično davanjem u najam, prodajom ili na neki drugi način.

Priključak je fizička mrežna priključna tačka preko koje korisnik pristupa javnoj komunikacionoj mreži, a uključuje sve tehničke načine pristupa, kao što su PSTN, ISDN, xDSL i sl.

Preneseni brojevi su telefonski brojevi koji su preneseni u druge mreže.

FTTx je pristup širokopoljnim internet uslugama realizovan putem optičkog vlakna.

xDSL (Digitalna Pretplatnička Linija) je širokopoljni pristup internet uslugama realizovan putem upredene bakarne parice. Tu spadaju širokopoljne tehnologije kao što su ADSL, VDSL, HDSL, SDSL, itd.

Utrošene minute u fiksnoj i mobilnoj mreži obuhvataju ukupni saobraćaj ostvaren u unutrašnjem i međunarodnom saobraćaju izražen u jedinici vremena – minutama.

Fiksna mreža je telekomunikaciona mreža kod koje je međusobna povezanost svih elemenata ostvarena žično.

NOTES OF METHODOLOGY

Sources of data collection

Data on telecommunication services were picked up from Communication Regulatory Agency of Bosnia and Herzegovina (CRA BiH).

Coverage

Telecommunication services include traffic realized in fixed and mobile telephone network.

The domestic traffic in fixed and mobile network includes the total traffic realized in the own fixed and mobile network, the traffic directed to other fixed and mobile networks.

The international traffic includes the total traffic realized in the fixed and mobile network that starts within and ends outside the Bosnia and Herzegovina.

DEFINITIONS

Telecommunication service is a service of transfer, transmission or reception of signs, written text, pictures, speech, sounds or releasing of any kind rendered through wire, light, wireless or other electromagnetic systems, including the possibility of using those systems either as a whole or in part, through renting, sale or some other way.

Connection is a physical network connection point through which users access to a public communications network, and includes all the technical means of access such as PSTN, ISDN, xDSL, etc..

Ported numbers are phone numbers that have been transferred to other networks.

FTTx has access to broadband internet services realized through optical fibers.

xDSL (Digital Subscriber Line) is a broadband internet services realized via twisted copper pairs. These include broadband technologies such as ADSL, VDSL, HDSL, SDSL, etc.

Minutes spent in the fixed and mobile telephone network include the total traffic realized in the domestic and international traffic and measured by time units – minutes.

Fixed network is telecommunication network in which all elements are connected by using wires.

Mobilna mreža je telekomunikaciona mreža kod koje je međusobna povezanost nekih elemenata ostvarena bežično i time se omogućava uspostavljanje veza i u uslovima fizičkoga kretanja korisnika usluga te mreže.

SMS poruke (Short Message Service) su kratke tekstualne poruke.

MMS poruke (Multimedia Messaging Service) su poruke koje uključuju i multimedijalne sadržaje (npr. slike, muzika).

Mobile network is a telecommunication network in which some elements are not connected by using wires. In that way, a connection is possible even when users are physically moving.

SMS messages (Short Message Service) are short text messages.

MMS messages (Multimedia Messaging Service) are messages which include multimedia services (pictures, music).

Publikuje Agencija za statistiku Bosne i Hercegovine, 71000 Sarajevo, Zelenih beretki 26
Published by the Agency for Statistics of the Bosnia and Herzegovina, 71000 Sarajevo, Zelenih beretki 26

Telefon/Phone: +387 (33) 911 911 | Telefaks/Telefax: +387 (33) 220 622
Elektronska pošta/E-mail: bhas@bhas.gov.ba | Internetska stranica/Web site: www.bhas.gov.ba

Odgovorne osobe/Responsible persons:

Ševala Korajčević, Šefica osjela za transport, okoliš; Energiju i regionalne statistike
Ševala Korajčević, Head of Transport, Environment, Energy and Regional Statistics Department

Vesna Čužić, direktorica
Vesna Čužić, Director

Saopćenje priredio: Dragan Jovović
Prepared by: Dragan Jovović



Razmislite o očuvanju okoliša prije štampanja dokumenta.
Please consider the environment before printing this document.