



PRIOPĆENJE

FIRST RELEASE



Obvezni ste da prilikom dozvoljenih radnji, u svom proizvodu ili aplikaciji navedete izvor podataka.
You are required to specify a data source when allowed in your product or application.

GODINA/YEAR XI

SARAJEVO, 26.04.2021.

BROJ/NUMBER 4

TRANSPORT

TRANSPORT

CESTOVNI, ŽELJEZNIČKI I ZRAČNI TRANSPORT IV tromjesečje 2020. godine ROAD TRANSPORT, RAILWAY TRANSPORT AND AIR TRANSPORT 4th quarter 2020.

Značajan pad svih pokazatelja u cestovnom, željezničkom i zračnom transportu u IV tromjesečju 2020. uzorkovan je utjecajem epidemije COVID-2019.

U cestovnom prijevozu robe broj pređenih kilometara vozila u IV tromjesečju 2020. godine u odnosu na IV tromjesečje prethodne godine manji je za 9,0%. Opseg prevezene robe manji je za 4,5%. Ostvareni tonski kilometri manji su za 9,7%.

U cestovnom prijevozu putnika pređeni kilometri vozila manji su za 54,4%. Broj prevezenih putnika manji je za 47,2% u odnosu na IV tromjesečje prethodne godine. Ostvareni putnički kilometri manji su za 61,3% u odnosu na isto tromjesečje prethodne godine.

U gradsko-prigradskom prijevozu u IV tromjesečju 2020. godine u odnosu na isto tromjesečje prethodne godine pređeni kilometri vozila manji su za 16,9%, a broj prevezenih putnika manji je za 21,9%.

U željezničkom prijevozu robe opseg prevezene robe u IV tromjesečju 2020. godine manji je za 5,6%, a broj ostvarenih tonskih kilometara manji je za 0,5% u odnosu na isto tromjesečje prethodne godine.

Broj prevezenih putnika željeznicom u IV tromjesečju 2020. godine manji je za čak 77,7%, a broj ostvarenih putničkih kilometara manji je za 81,3% u odnosu na isto tromjesečje prethodne godine.

U IV tromjesečju 2020. godine broj aerodromskih operacija pokazuje pad od 47,8% u odnosu na isto tromjesečje prethodne godine. Broj prevezenih putnika manji je za čak 76,4% u odnosu na isto tromjesečje prethodne godine.

The significant decline in all indicators in road, rail and air transport in the fourth quarter of 2020 is a consequence of the impact of the COVID-2019 epidemic.

In the road transport of goods in the fourth quarter of 2020, the number of kilometres covered by vehicles is less by 9.0 %, compared to the second quarter of the previous year. The volume of transported goods are decreased by 4.5%. The tonne-kilometers achieved were 9.7% is less.

In the road transport of passengers the vehicle kilometres that are covered shows decreased by 54.4%. The number of passengers carried decreased by 47.2% compared to the fourth quarter of the previous year. Achieved passenger kilometres are decreased by 61.3% compared to the same quarter of the previous year.

In the fourth quarter of 2020 the number of total kilometres covered in urban-suburban transport are decreased by 16.9% compared to the same quarter of the previous year, while the number of passengers transported was slightly lower by 21.9%.

In the fourth quarter of the 2020 the volume of transported goods in the railway transport are decreased by 5.6%, and the number of achieved tonne - kilometres is decreased by 0.5% compared to the same quarter of the previous year.

In the fourth quarter of 2020 the number of transported passengers in the railway transport are decreased by even 77.7%, and the number of achieved passenger kilometres are decreased by 81.3% compared to the same quarter of the previous year.

In the fourth quarter of 2020 the number of aircraft movements indicates an decreased 47.8% compared to the same quarter of the previous year. The number of transported passengers is less by even 76.4% compared to the same quarter of the previous year.

CESTOVNI PRIJEVOZ

ROAD TRANSPORT

| Obujm transporta po indikatorima transporta | IV | I-IV | III | IV | I-IV | Volume of transport by transport indicators |
|--|-----------------------|-----------------------|-----------------------|-----------------------|-----------------------|---|
| | tromjesečje / quarter | tromjesečje / quarter | tromjesečje / quarter | tromjesečje / quarter | tromjesečje / quarter | |
| | 2019 | | 2020 | | | |
| PRIJEVOZ ROBE / TRANSPORT OF GOODS | | | | | | |
| Pređeni kilometri vozila, 000 | 151.457 | 597.076 | 137.331* | 137.857 | 533.399 | Vehicle-kilometres covered,000 |
| Prevezeno tona robe, 000 t | 2.336 | 9.228 | 2.310* | 2.232 | 8.751 | Tons of goods transported, 000t |
| Tonski kilometri, 000 | 1.110.972 | 4.376.557 | 980.352* | 1.003.313 | 3.869.103 | Tonne- kilometres, 000 |
| PRIJEVOZ PUTNIKA/ TRANSPORT OF PASSANGERS | | | | | | |
| Pređeni kilometri vozila, 000 | 24.019 | 95.774 | 10.487* | 10.960 | 44.406 | Vehicle-kilometres covered,000 |
| Prevezeni putnici, 000 | 3.573 | 14.053 | 1.599* | 1.887 | 6.476 | Passenger transported, 000 |
| Putnički kilometri, 000 | 445.165 | 1.732.480 | 162.435* | 172.066 | 713.777 | Passenger- kilometres,000 |

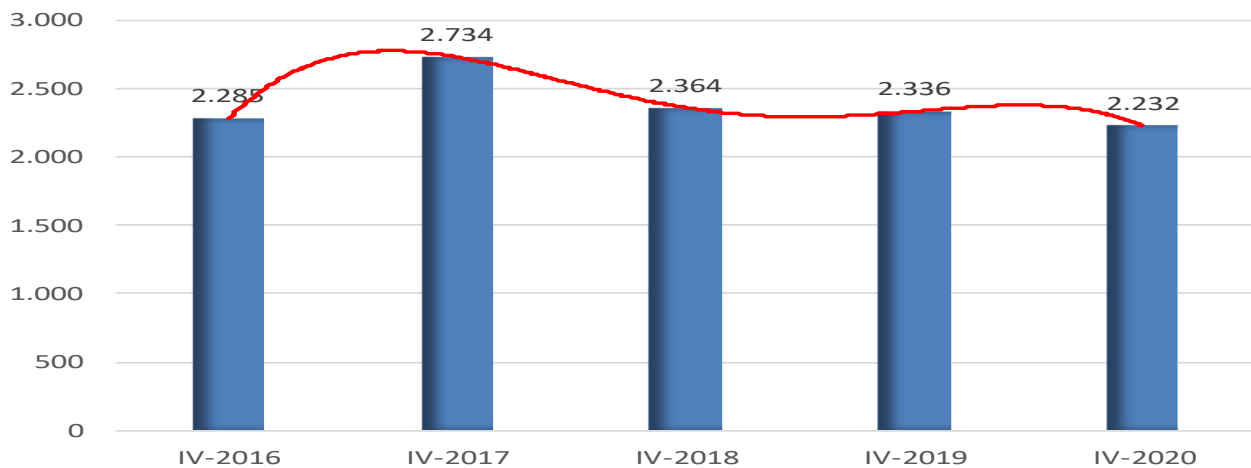
| Indeksi po indikatorima transporta | IV2020 | | I-IV2020 | | Indicies by transport indicators |
|--|--------|-----------|-----------|-----------|----------------------------------|
| | IV2019 | I-IV 2019 | I-IV 2019 | I-IV 2019 | |
| PRIJEVOZ ROBE/ TRANSPORT OF GOODS | | | | | |
| Pređeni kilometri vozila | | 91,0 | | 89,3 | Vehicle- kilometres covered |
| Prevezeno tona robe | | 95,5 | | 94,8 | Tons of goods transported |
| Tonski kilometri | | 90,3 | | 88,4 | Tonne- kilometres |
| PRIJEVOZ PUTNIKA/ TRANSPORT OF PASSANGERS | | | | | |
| Pređeni kilometri vozila | | 45,6 | | 46,4 | Vehicle- kilometres covered |
| Prevezeni putnici | | 52,8 | | 46,1 | Passengers transported |
| Putnički kilometri | | 38,7 | | 41,2 | Passenger-kilometres |

*Podaci su korigirani u odnosu na statističko priopćenje za III tromjesečje 2020. godine.

* The data have been corrected in relation to the statistical release for the third quarter of 2020.

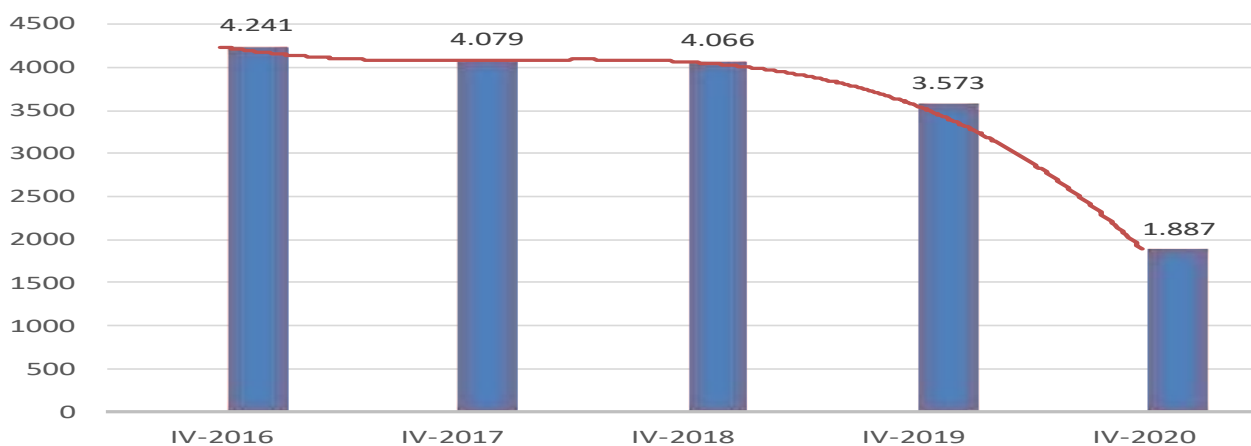
G.1. Prevezeno robe u cestovnom transportu, tisućama tona

G.1. Goods transported in road transport, 000t



G.2. Prevezeni putnici u cestovnom transportu, 000

G.2. Number of passengers carried in road transport, 000



GRADSKO - PRIGRADSKI PRIJEVOZ
URBAN - SUBURBAN TRANSPORT

| Obujm transporta po indikatorima transporta | IV | I-IV | III | IV | I-IV | Volume of transport by transport indicators |
|---|-----------------------|-----------------------|------------------------|-----------------------|-----------------------|---|
| | tromjesečje / quarter | tromjesečje / quarter | tromjesečje / quarter | tromjesečje / quarter | tromjesečje / quarter | |
| | 2019 | | 2020 | | | |
| Pređeni kilometri vozila, 000 | 16.498 | 63.271 | 12.810 | 13.702 | 45.249 | Vehicle-kilometres covered,000 |
| Prevezeni putnici, 000 | 31.887 | 122.004 | 21.155 | 24.897 | 81.012 | Passenger transported, 000 |
| Indeksi po indikatorima transporta | IV 2020 IV2019 | | I-IV 2020 I-IV 2019 | | | Indicies by transport indicators |
| Pređeni kilometri vozila,000 | 83,1 | | 71,5 | | | Vehicle- kilometres covered,000 |
| Prevezeni putnici | 78,1 | | 66,4 | | | Passengers transported, |

ŽELJEZNIČKI PRIJEVOZ
RAILWAY TRANSPORT

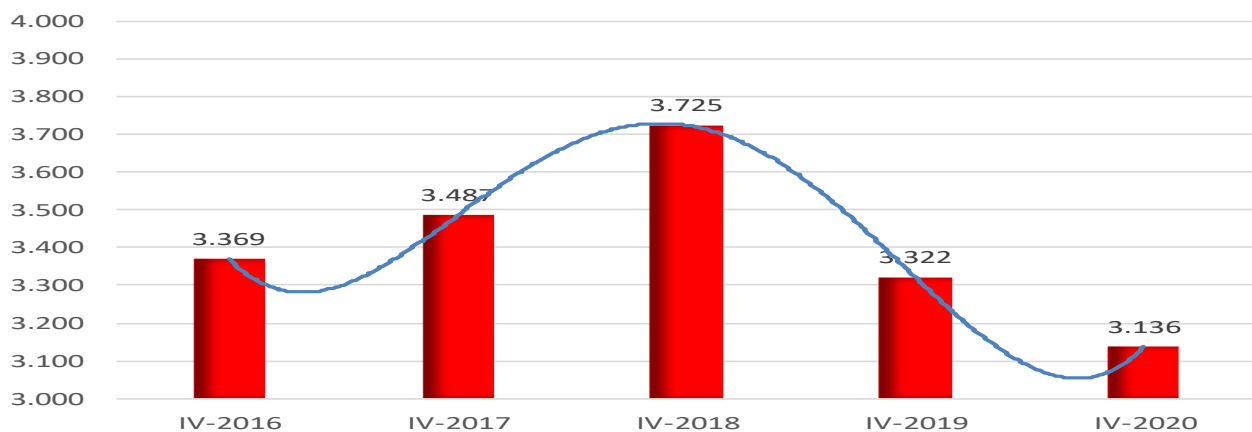
| Obujm transporta po indikatorima transporta | IV | I-IV | III | IV | I-IV | Volume of transport by transport indicators |
|---|-----------------------|-----------------------|------------------------|-----------------------|-----------------------|---|
| | tromjesečje / quarter | tromjesečje / quarter | tromjesečje / quarter | tromjesečje / quarter | tromjesečje / quarter | |
| | 2019 | | 2020 | | | |
| PRIJEVOZ ROBE / TRANSPORT OF GOODS | | | | | | |
| Prevezeno tona robe, 000 t | 3.322 | 13.693 | 2.801 | 3.136 | 11.512 | Tons of goods transported, 000t |
| Tonski kilometri | 303.264 | 1.275.422 | 245.803 | 301.847 | 1.039.729 | Tonne- kilometres, 000 |
| PRIJEVOZ PUTNIKA / TRANSPORT OF PASSANGERS | | | | | | |
| Prevezeni putnici, 000 | 157 | 657 | 41 | 35 | 181 | Passenger transported, 000 |
| Putnički kilometri, 000 | 13.543 | 55.858 | 3.054* | 2.526 | 14.166 | Passenger- kilometres,000 |
| Indeksi po indikatorima transporta | IV 2020 IV 2019 | | I-IV 2020 I-IV 2019 | | | Indicies by transport indicators |
| PRIJEVOZ ROBE/ TRANSPORT OF GOODS | | | | | | |
| Prevezeno tona robe | 94,4 | | 84,1 | | | Tons of goods transported |
| Tonski kilometri | 99,5 | | 81,5 | | | Tonne- kilometres |
| PRIJEVOZ PUTNIKA/ TRANSPORT OF PASSANGERS | | | | | | |
| Prevezeni putnici | 22,3 | | 27,5 | | | Passengers transported |
| Putnički kilometri | 18,7 | | 25,4 | | | Passenger-kilometres |

*Podaci su korigirani u odnosu na statističko priopćenje za III tromjesečje 2020. godine.

* The data have been corrected in relation to the statistical release for the third quarter of 2020.

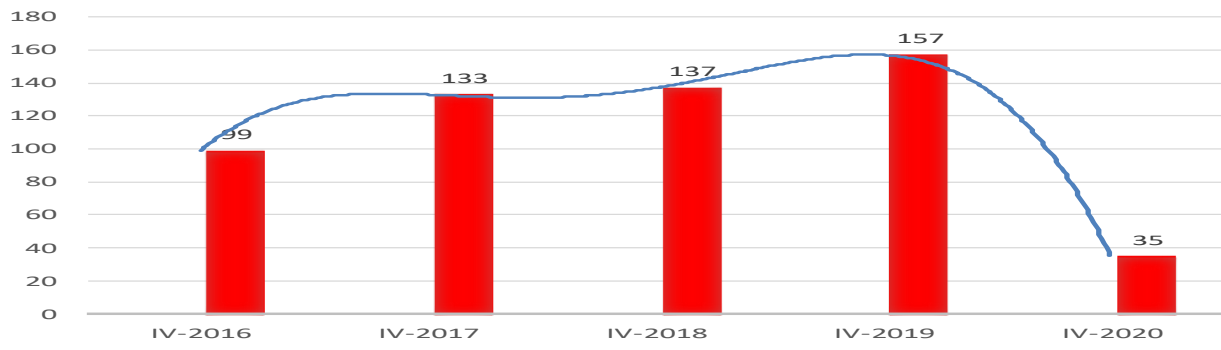
G.3. Prevezeno robe u željezničkom transportu, tisućama tona

G.3 Transported goods in railway transport, 000t



G.4 Prevezeni putnici u željezničkom transportu, 000

G.4 Number of passengers carried in railway transport, 000



Prijevoz opasnih tereta željeznicom
Transport of dangerous goods by rail

| | | | Ukupan prijevoz opasnih tereta | | Prijevoz opasnih tereta prema vrsti prijevoza, težina u tonama | | | | |
|---------------------|------------------|--|--------------------------------|-----------------------------|--|----------------------|--------|---------|---------|
| | | | tone | tonski kilometri u tisućama | unutarnji prijevoz | međunarodni prijevoz | | | tranzit |
| | | | | | | ukupno (f+g) | utovar | istovar | |
| IV Tromjesečje 2019 | | | b | c | d | e | f | g | h |
| a | | | b | c | d | e | f | g | h |
| 1. | Ukupno (2 do 14) | | 108.827 | 6.282 | 0 | 73.080 | 12.849 | 60.231 | 35.748 |
| 2. | Klasa 1. | Eksplozivi | 690 | 72 | | 690 | 690 | 0 | 0 |
| 3. | Klasa 2. | Plinovi | 23.322 | 1.116 | | 14.609 | 0 | 14.609 | 8.713 |
| 4. | Klasa 3. | Zapaljive tečnosti | 23.632 | 2.405 | | 13.062 | 0 | 13.062 | 10.570 |
| 5. | Klasa 4.1. | Zapaljive čvrste materije | 12.159 | 540 | | 12.159 | 12.159 | 0 | 0 |
| 6. | Klasa 4.2. | Samozapaljive materije | 4.571 | 549 | | 4.571 | 0 | 4.571 | 0 |
| 7. | Klasa 4.3. | Materije koje u dodiru s vodom proizvode zapaljive plinove | 0 | 0 | | 0 | 0 | 0 | 0 |
| 8. | Klasa 5.1. | Oksidirajuće materije | 5.715 | 82 | | 5.716 | 0 | 5.716 | 0 |
| 9. | Klasa 5.2. | Organski peroksidi | 0 | 0 | | 0 | 0 | 0 | 0 |
| 10. | Klasa 6.1. | Otrovne materije | 0 | 0 | | 0 | 0 | 0 | 0 |
| 11. | Klasa 6.2. | Infektivne materije | 0 | 0 | | 0 | 0 | 0 | 0 |
| 12. | Klasa 7. | Radioaktivne materije | 0 | 0 | | 0 | 0 | 0 | 0 |
| 13. | Klasa 8. | Korozivne materije | 28.375 | 599 | | 22.273 | 0 | 22.273 | 6.102 |
| 14. | Klasa 9. | Ostale opasne materije | 10.363 | 919 | | 0 | 0 | 0 | 10.363 |

Željeznice ukupno¹
Railways total

| | | | IV2020 |
|-----|---|--|--------|
| 1. | Zaposleno osoblje na željeznici (stanje zadnjeg dana u tromjesečju) Staff employed on the railway (State of the last day in a quarter) | Ukupno (2+3) Total | 5.166 |
| 2. | | stalno zaposleni permanently employed | |
| 3. | | sezonsko osoblje seasonal staff | |
| 7. | Prihodi u tisućama KM Revenue in thousands of KM | Ukupno (8+9+10) Total | 32.978 |
| 8. | | od putničkog prijevoza from passenger transport | 174 |
| 9. | | od teretnog prijevoza from freight transport | 25.464 |
| 10. | | ostali prihodi other revenue | 7.340 |

¹ Preliminarni rezultati
Preliminary results

ZRAČNI SAOBRAĆAJ²

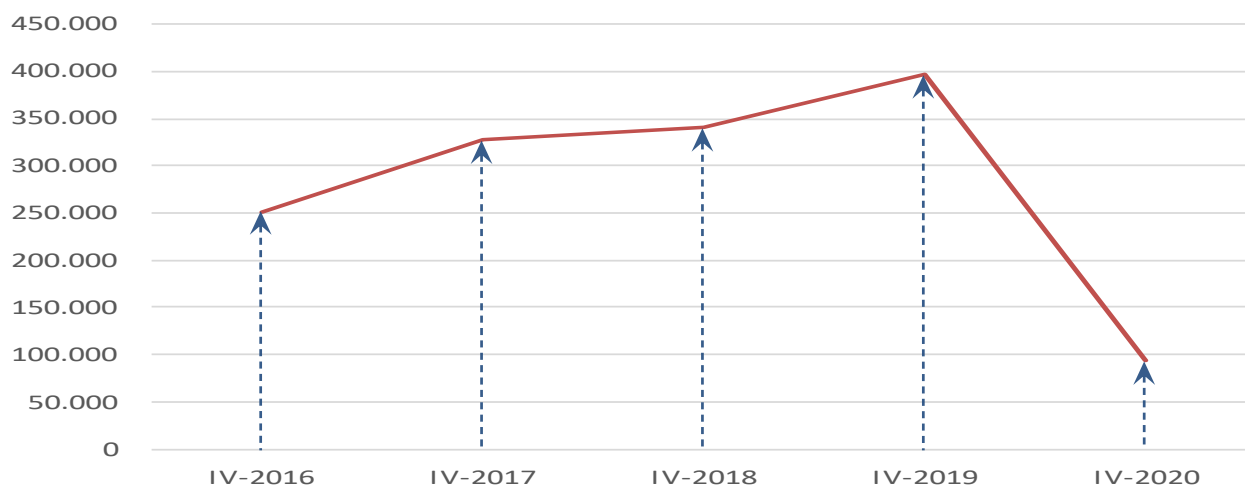
AIR TRANSPOR

| Obujm transporta po indikatorima transporta | IV tromjesečje / quarter | I-IV tromjesečje / quarter | III tromjesečje / quarter | IV tromjesečje / quarter | I-IV tromjesečje / quarter | Volume of transport by transport indicators |
|---|--------------------------|----------------------------|---------------------------|--------------------------|----------------------------|---|
| | 2019 | | 2020 | | | |
| Broj aerodromskih operacija | 4.368 | 20.881 | 2.989 | 2.278 | 9.771 | Number of aircraft movements |
| Broj prevezenih putnika | 396.060 | 1.919.289 | 143.603 | 93.534 | 523.544 | Number of passengers |
| Uzletjeli (ukrncani) | 203.229 | 969.593 | 71.483 | 47.164 | 263.435 | Embarked |
| Sletjeli (iskrncani) | 192.831 | 949.696 | 72.120 | 46.370 | 260.109 | Disembarked |
| Prevezeni teret, t | 542 | 2.235 | 963 | 463 | 2.415 | Freight transported, tonne |
| Utovaren | 174 | 597 | 609 | 111 | 901 | Loaded |
| Istovaren | 368 | 1.638 | 354 | 352 | 1.514 | Unloaded |
| Prevezena pošta, t | 112 | 405 | 33 | 46 | 183 | Mail transported, tonne |
| Utovarena | 20 | 94 | 8 | 17 | 41 | Loaded |
| Istovarena | 92 | 311 | 25 | 29 | 142 | Unloaded |

| Indeksi po indikatorima transporta | IV 2020 | IV 2020 | I-IV 2020 | Indicies by transport indicators |
|------------------------------------|----------|---------|-----------|----------------------------------|
| | III 2020 | IV 2019 | I-IV 2019 | |
| Broj aerodromskih operacija | 76,2 | 52,2 | 46,8 | Aircraft movements |
| Broj prevezenih putnika | 65,1 | 23,6 | 27,3 | Number of passengers |
| Prevezeni teret | 48,1 | 85,5 | 108,1 | Freight transported |
| Prevezena pošta | 139,4 | 41,1 | 45,2 | Mail transported |

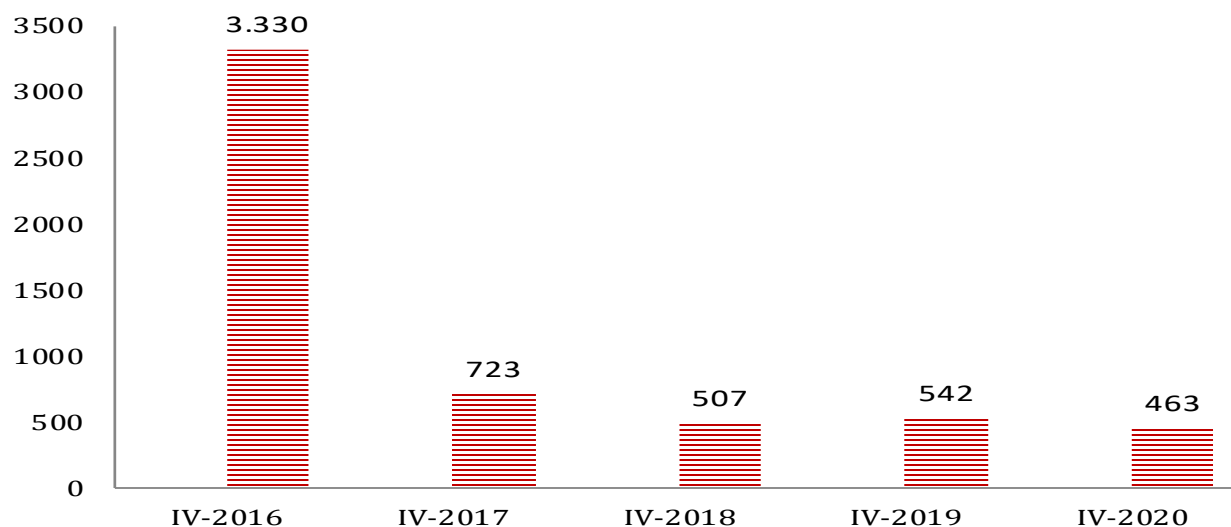
G.5. Broj prevezenih putnika u zračnom transportu

G.5. Number of passengers carried in air transport



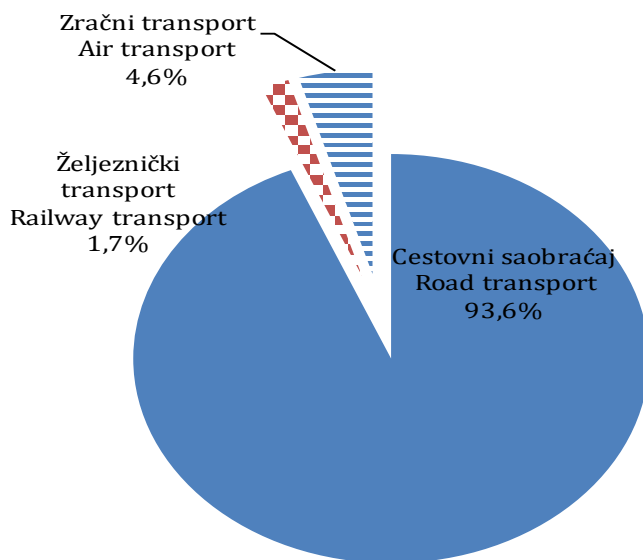
G.6. Prevezeni teret u zračnom transportu, tona

G.6. Transported cargo air traffic, tons

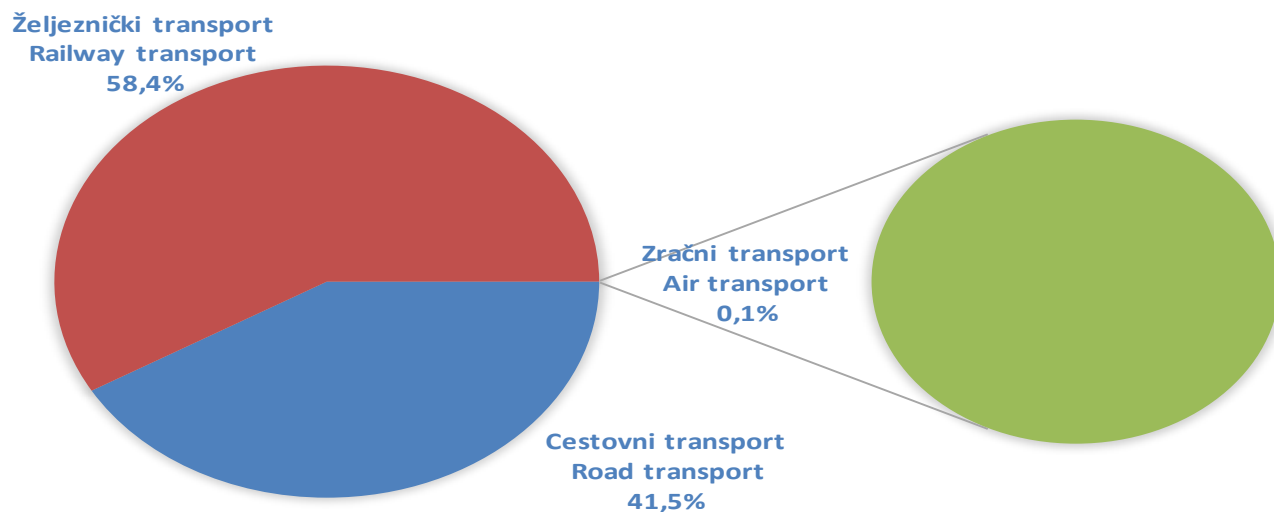


² Izvor podataka: Direkcija za civilno zrakoplovstvo Bosne i Hercegovine
Data source: Directorate of Civil Aviation of Bosnia and Herzegovina

G.7. Struktura prijevoza putnika, četvrto tromjesečje 2020. godine
G.7. Structure of transport of passengers, fourth quarter 2020 year



G.8. Struktura prijevoza robe, četvrto tromjesečje 2020. godine
G.8. Structure of goods transport fourth quarter 2020 year



METODOLOŠKA OBJAŠNJEŃJA

Podaci o cestovnom i željezničkom transportu dobiveni su obradom mjesečnih i tromjesečnih statističkih izvješća koje su entitetski statistički zavodi prikupili. Jedinice izvješća su poduzeća i drugi poslovni subjekti koji se bave prijevozom putnika i robe (tereta) u unutarnjem i međunarodnom prijevozu.

Statistički podaci o zračnim operacijama, prevezenim putnicima, teretu i pošti na zračnim lukama u BiH preuzeti su od Direkcije za civilno zrakopovstvo BiH. Direkcija je ustupljene statističke podatke obradila sukladno statističkim programom i standardima International Civil Aviation Organization (ICAO).

Svi podaci o broju putnika, teretu i pošti odnose se na međunarodni zračni transport, jer u BiH nema domaćeg zračnog transporta.

Podaci o poštanskom prometu dobiveni su na temelju obrade statističkih izvješća koje su entitetski statistički zavodi prikupili. Jedinice izvješća su poduzeća registrovana u ovoj djelatnosti.

NOTES OF METHODOLOG

Data on Road and Railway transport were obtained by processing monthly and quarterly statistical data from surveys conducted by the Statistical Offices at the level of entities. The reporting units for these surveys are enterprises and other business subjects engaged in domestic and international transport of passengers and goods.

Statistical data on aircraft movements, number of passengers, freight and mail transported on airports in BiH are taken from Directorate of civil aviation of BiH. Directorate processed supplied statistical data in accordance with International Civil Aviation Organization (ICAO) statistical programme and standards.

All data on number of passengers, freight and mail are related to international air transport. BiH has no domestic air transport.

Data on postal transport were obtained by processing statistical data from surveys conducted by the Statistical Offices at the level of entities. The reporting units for these surveys are enterprises registered in this activity.

DEFINICIJE

Pod pojmom prijevoz podrazumijeva se kretanje putnika ili tereta od jednog mjesta (mjesto ukrcaja/utovara) do drugog mjesta (mjesto iskrcaja/istovara) i predstavlja mjeru aktivnosti prevoznih preduzeća.

Unutarnji prijevoz obuhvaća prijevoz putnika obavljen između mjesta ukrcaja i mjesta iskrcaja unutar granica naše zemlje.

Međunarodni prijevoz obuhvaća prijevoz putnika između mjesta ukrcaja u našoj zemlji i mjesta iskrcaja u inozemstvu i obrnuto.

Prijevoz putnika obuhvaća prevezene putnike u unutarnjem i međunarodnom saobraćaju.

Putnički kilometar je jedinica mjere koja predstavlja prijevoz jednog putnika na udaljenosti od jednog kilometra. Pod robom se podrazumijeva svaka roba koja se prevozi željezničkim i cestovnim sredstvima.

Prijevoz robe iskazuje se u tonama i u tonskim kilometrima, a predstavlja zbroj svih kilometara ostvarenih u unutarnjem i međunarodnom prijevozu.

Tonski kilometar je jedinica mjere koja predstavlja prijevoz jedne tone robe na udaljenosti od jednog kilometra.

Gradski prijevoz putnika se odnosi na rad poslovnih subjekata koji se bave prijevozom putnika u gradskim i prigradskim naseljima. Predstavljen je podacima o pređenim kilometrima vozila i prevezenim putnicima.

Zračna luka

Određena kopnena ili vodena površina (uključujući sve zgrade, instalacije i opremu) namijenjena da se u potpunosti ili jednim svojim dijelom koristi za polijetanje i slijetanje zrakoplova, kao i njihovo kretanje po zemljenoj površini i koja je otvorena za obavljanje aktivnosti komercijalnog zračnog transporta.

Zrakoplov

Bilo koja mašina koja može da se održava u atmosferi zahvaljujući potisku zraka isključujući potisak zraka u odnosu na površinu zemlje.

Kretanje zrakoplova

Polijetanje i slijetanje zrakoplova na zračni aerodrom.

U statistici zračnog transporta jedan dolazak i jedan polazak računaju se kao dva kretanja. Uključena su sva kretanja zrakoplova u komercijalne svrhe i nekomercijalne operacije generalne avijacije. Isključeni su državni letovi dodirni i idi i neuspjeli prilazi.

Zračni prijevoz

Bilo koje kretanje robe i/ili putnika zrakoplovom.

Komercijalni zračni prijevoz.

Bilo koje kretanje robe i/ili putnika zrakoplovom u komercijalne svrhe.

Domaći zračni prijevoz.

Vazdušni prijevoz na domaćim letovima.

Međunarodni zračni prijevoz.

Zračni prijevoz na međunarodnim letovima.

Mjesto polaska i dolaska na letu.

Transport u okviru obavljanja komercijalne zračne usluge koja je označena jedinstvenim brojem leta i podijeljena na parove zračnih luka prema mjestima utovara/ukrcaja i mjestima istovara/iskrcaja na tom letu.

Prevezeni putnici u zračnom prijevozu

DEFINITIONS

Considered as transport is movement of passengers or cargo from one place (loading place) to another place (unloading place) and representing the operation of transport enterprises.

Domestic transport implies transport of passenger between places of loading and unloading within the borders of the country.

International transport implies transport of passengers between the place of loading in our country and the place of unloading abroad, or the other way round.

Transport of passengers include transported passengers into domestic and international transport.

Passenger kilometre is a unit of measure which refers to transport of one passenger at the distance of one kilometre.

Goods are any goods transported by railway or road transport means.

Goods transport is given in tons and ton kilometres, and it is the sum of all kilometres realized in domestic and international transport.

Tonne kilometre is a unit of measure which refers to transport of one tone of goods at the distance of one kilometre.

Urban transport of passengers refers to the work of economic entities engaged in transport of passengers in urban and suburban settlements. Data on urban/suburban transport is represented by the indicators of kilometres covered and passenger transported.

Airport

A defined area of land or water (including any buildings, installations and equipment) intended to be used either wholly or in part for the arrival, departure and surface movement of aircraft and open for commercial air transport operations.

Aircraft

Any machine that can derive support in the atmosphere from the reactions of the air other than the reactions of air against the earth's surface

Aircraft movement

An aircraft take-off or landing at an airport.

For airport traffic purposes one arrival and one departure is counted as two movements. Included are all commercial aircraft movements and non-commercial general aviation operations. Excluded are State flights, touch and go, overshoots and unsuccessful approaches.

Air transport

Any movement of goods and/or passengers on an aircraft movement.

Commercial air transport

Any movement of goods and/or passengers on a commercial aircraft movement.

National air transport

Air transport on a domestic flight

International air transport

Air transport on an international flight.

On flight origin and destination (OFOD)

Traffic on a commercial air service identified by a unique flight number subdivided by airport pairs in accordance with point of embarkation and point of disembarkation on that flight.

Air passengers carried

Svi putnici na određenom letu (pod istim brojem leta) računati samo jedanput, a ne iznova na svakoj dionici tog leta.

Uključuju se svi putnici koji se prevoze uz naknadu ili bez naknade, čije putovanje počinje ili završava se na izvještajnoj zračnoj luci i putnici u transferu koji se pridružuju ili napuštaju let na izvještajnoj zračnoj luci. Isključuju se putnici u izravnom tranzitu.

Teret

Bilo koji predmet prevezen zrakoplovom, osim pošte, potrepština posade i prtljaga.

U statističke svrhe, teret obuhvata ekspresno poslat teret i pošiljke, diplomatske torbe, ali ne i putnički prtljag. Svaki prijevoz kamionima, uz korištene zračnog tovarnog lista, treba da bude isključen.

STATISTIČKA ZNAČENJA

- nema pojave
- ... nema podataka
- * korigiran podatak

KORIŠTENE KRATICE

km kilometar
pkm putnički kilometar
t tona
tkm tonski kilometar

All passengers on a particular flight (with one flight number) counted once only and not repeatedly on each individual stage of that flight.

All revenue and non-revenue passengers whose journey begins or terminates at the reporting airport and transfer passengers joining or leaving the flight at the reporting airport. Excludes direct transit passengers.

Freight

Any property carried on an aircraft other than mail, stores and baggage.

For statistical purposes, freight includes express freight and parcels and diplomatic bags but not passenger baggage. All trucking operations using an air waybill should be excluded.

STATISTICAL SIGNS

- no occurrence of event
- ... data not available
- * corrected data

ABBREVIATIONS USED

km kilometer
pkm passenger kilometer
t ton
tkm tonne-kilometer

Publikuje Agencija za statistiku Bosne i Hercegovine, 71000 Sarajevo, Zelenih beretki 26
Published by the Agency for Statistics of the Bosnia and Herzegovina, 71000 Sarajevo, Zelenih beretki 26

Telefon/Phone: +387 (33) 911 911 | Telefaks/Telefax: +387 (33) 220 622
Elektronička pošta/E-mail: bhas@bhas.gov.ba | Internetska stranica/Web site: www.bhas.gov.ba

Odgovorne osobe/Responsible persons:

Ševala Korajčević, Šef odjela za transport, okoliš. Energiju i regionalne statistike
Ševala Korajčević, Head of Transport, Environment, Energy and Regional Statistics Department

Vesna Čužić, ravnatelj
Vesna Čužić, Director

Pripćenje priredio: Dragan Jovović
Prepared by: Dragan Jovović

