



FIRST RELEASE



You are required to specify a data source when allowed in your product or application.

YEAR XIV

SARAJEVO, 03/02/2021

NUMBER 12

ECONOMIC STATISTICS

Turism, December 2020

In December 2020 tourists realised 39,585 tourist arrivals in Bosnia and Hercegovina which represent the increase by 35.7% as compared to November 2020 and decrease by 58.9% as compared to December 2019. Tourists realised 80,938 tourist nights which represent the increase by 26.4% as compared to November 2020 and decrease by 58,1% as compared to December 2019. Domestic tourists share of total number of overnight stays was 62.7% and foreign tourists share was 37.3%.

The number of domestic tourist nights increased by 20.1% as compared to November 2020 and decreased by 30.9% as compared to December 2019. Foreign tourist nights increased by 38.6% as compared to November 2020 and decreased by 74.7% as compared to December 2019.

Concerning the structure of foreign tourist nights in December 2020, the most of them (68.5%) were realised by tourists from: United Arabien Emirates (25.2%), Serbia (20.2%), Croatia (11.9%), Turkey (4.5%), Montenegro (3.5%), and Slovenia (3.2%) . Tourists from other countries realised 31.5% of tourist nights.

Regarding the average detention of foreign tourist stays in our country on the first place comes: Iran wiht average stay by 11.9 nights, Poland with 4.9 nights, Greece with 4.6 nights, Kuwait with 4.0 nights and Portugal and Belgium by with 3.9 nights.

Available rooms, apartments and camping sites for tourists in Bosnia and Herzegovina in December 2020 amounted to 14.946 which is 22.0% decrease compared to December 2019. Number of available beds was 32.027 beds, which is decrease by 21.7%, compared to the same month of 2019.

In December 2020, in the activity - Hotels and similar accommodation, number of rooms and apartments available to tourists amounted to 13,816, which is an decrease of 19.9% compared to December 2019., and number of available beds amounted to 28.497 which is an decrease of 19.9%, compared to the same month of the previous year.

Net occupancy rate of permanent beds in December 2020 was 8,9%.

According to the type of accommodation facility the highest number of nights was recorded in Hotels and similar accommodation with share of 96.6%.

Tourist nights by months December 2019.- December 2020.

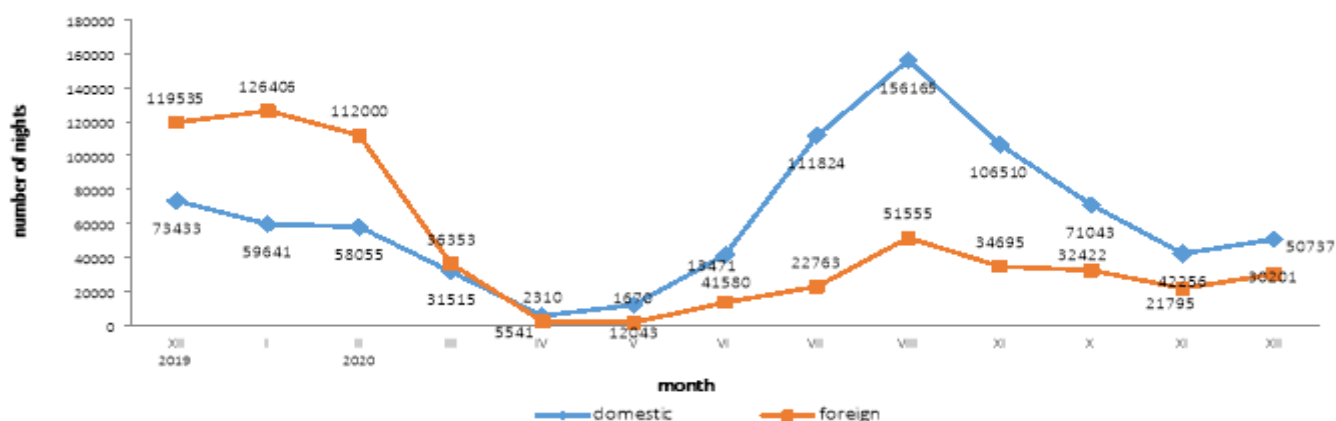
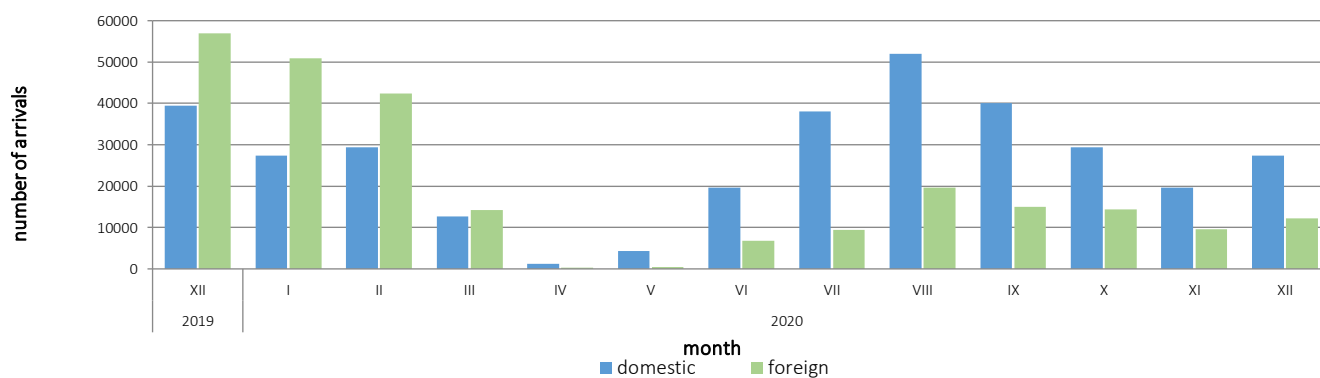


Table 1: Tourist arrivals and nights

	Arrivals					Nights					XII 2020	
	XII 2019*	XI 2020	XII 2020	Indices XII 2020 XI 2020	Indices XII 2020 XII 2019	XII 2019*	XI 2020	XII 2020	Indices XII 2020 XI 2020	Indices XII 2020 XII 2019	Structure of nights %	Average number of nights by arrivals
TOTAL	96.326	29.176	39.585	135,7	41,1	192.968	64.051	80.938	126,4	41,9	100,0	2,0
Domestic tourist	39.435	19.602	27.311	139,3	69,3	73.433	42.256	50.737	120,1	69,1	62,7	1,9
Foreign tourist	56.891	9.574	12.274	128,2	21,6	119.535	21.795	30.201	138,6	25,3	37,3	2,5

* final data

Tourist arrivals by months December 2019. - December 2020.

Table 2: Foreign tourist arrivals and nights, by country of residence

	Arrivals					Nights					XII 2020	
	XII 2019*	XI 2020	XII 2020	Indices XII 2020 XI 2020	Indices XII 2020 XII 2019	XII 2019*	XI 2020	XII 2020	Indices XII 2020 XI 2020	Indices XII 2020 XII 2019	Structure of nights %	Average number of nights by arrivals
Total Foreign tourist	56.891	9.574	12.274	128,2	21,6	119.535	21.795	30.201	138,6	25,3	100,0	2,5
Albania	227	30	21	70,0	9,3	360	71	60	84,5	16,7	0,2	2,9
Austria	2.003	210	322	153,3	16,1	4.449	470	704	149,8	15,8	2,3	2,2
Belgium	210	91	51	56,0	24,3	542	152	198	130,3	36,5	0,7	3,9
Bulgaria	502	61	66	108,2	13,1	1.054	259	239	92,3	22,7	0,8	3,6
Montenegro	1.653	306	645	210,8	39,0	3.243	558	1.067	191,2	32,9	3,5	1,7
Czech Republic	195	95	59	62,1	30,3	330	193	111	57,5	33,6	0,4	1,9
Denmark	154	22	34	154,5	22,1	399	57	107	187,7	26,8	0,4	3,1
Estonia	13	23	8	34,8	61,5	27	149	19	12,8	70,4	0,1	2,4
Finland	55	5	7	140,0	12,7	118	37	24	64,9	20,3	0,1	3,4
France	305	61	126	206,6	41,3	605	114	346	303,5	57,2	1,1	2,7
Greece	96	40	12	30,0	12,5	172	238	55	23,1	32,0	0,2	4,6
Netherlands	410	62	86	138,7	21,0	901	136	206	151,5	22,9	0,7	2,4
Croatia	15.115	1.739	1.648	94,8	10,9	33.941	3.241	3.583	110,6	10,6	11,9	2,2
Ireland	94	3	11	366,7	11,7	158	3	37	1233,3	23,4	0,1	3,4
Iceland	7	-	1	-	14,3	11	-	7	-	63,6	0,0	7,0
Italy	1.705	335	124	37,0	7,3	4.365	787	365	46,4	8,4	1,2	2,9
Cyprus	3	2	2	100,0	66,7	12	3	2	66,7	16,7	0,0	1,0
Latvia	8	26	3	11,5	37,5	14	170	11	6,5	78,6	0,0	3,7
Lithuania	16	2	9	450,0	56,3	33	6	34	566,7	103,0	0,1	3,8
Luxembourg	73	5	33	660,0	45,2	199	8	103	1287,5	51,8	0,3	3,1

(continued on next page)

(continued)

	Arrivals					Nights					XII 2020	
	XII 2019*	XI 2020	XII 2020	Indices XII 2020 XI 2020	Indices XII 2020 XII 2019	XII 2019*	XI 2020	XII 2020	Indices XII 2020 XI 2020	Indices XII 2020 XII 2019	Structure of nights %	Average number of nights by arrivals
Hungary	747	40	68	170,0	9,1	1.854	195	207	106,2	11,2	0,7	3,0
Malta	3	-	-	-	-	6	-	-	-	-	-	-
Norway	188	10	14	140,0	7,4	352	54	38	70,4	10,8	0,1	2,7
Germany	2.417	227	394	173,6	16,3	6.192	666	917	137,7	14,8	3,0	2,3
Poland	372	35	59	168,6	15,9	858	88	289	328,4	33,7	1,0	4,9
Portugal	53	7	12	171,4	22,6	95	23	47	204,3	49,5	0,2	3,9
Romania	206	26	52	200,0	25,2	862	81	164	202,5	19,0	0,5	3,2
Russian Federation	254	75	101	134,7	39,8	624	314	332	105,7	53,2	1,1	3,3
Macedonia ¹⁾	690	73	121	165,8	17,5	1.321	176	250	142,0	18,9	0,8	2,1
Slovakia	91	27	19	70,4	20,9	194	47	29	61,7	14,9	0,1	1,5
Slovenia	4.711	242	374	154,5	7,9	9.967	476	967	203,2	9,7	3,2	2,6
Serbia	7.890	1.975	2.555	129,4	32,4	15.832	3.963	6.092	153,7	38,5	20,2	2,4
Spain	166	30	47	156,7	28,3	366	62	167	269,4	45,6	0,6	3,6
Switzerland (including)	887	101	379	375,2	42,7	1.966	235	785	334,0	39,9	2,6	2,1
Sweden	487	51	51	100,0	10,5	1.027	114	150	131,6	14,6	0,5	2,9
Turkey	1.929	571	543	95,1	28,1	3.822	1.055	1.372	130,0	35,9	4,5	2,5
United Kingdom	398	57	99	173,7	24,9	906	194	280	144,3	30,9	0,9	2,8
Ukraine	85	41	53	129,3	62,4	154	50	140	280,0	90,9	0,5	2,6
Other European countries	111	5	43	860,0	38,7	203	12	107	891,7	52,7	0,4	2,5
Egypt	92	4	20	500,0	21,7	276	8	23	287,5	8,3	0,1	1,2
South Africa	6	2	1	50,0	16,7	15	3	1	33,3	6,7	0,0	1,0
countries	90	44	101	229,5	112,2	494	136	228	167,6	46,2	0,8	2,3
Canada	111	12	19	158,3	17,1	226	22	54	245,5	23,9	0,2	2,8
USA	1.008	329	253	76,9	25,1	1.954	675	497	73,6	25,4	1,6	2,0
Other Northern American	20	2	1	50,0	5,0	35	19	9	47,4	25,7	0,0	9,0
Brazil	57	12	12	100,0	21,1	144	91	25	27,5	17,4	0,1	2,1
Other Southern and Central	127	28	11	39,3	8,7	302	48	40	83,3	13,2	0,1	3,6
Bahrain	136	19	60	315,8	44,1	411	70	212	302,9	51,6	0,7	3,5
India	127	10	19	190,0	15,0	267	17	34	200,0	12,7	0,1	1,8
Iran	41	48	7	14,6	17,1	315	276	83	30,1	26,3	0,3	11,9
Israel	26	44	78	177,3	300,0	45	104	152	146,2	337,8	0,5	1,9
Japan	158	4	17	425,0	10,8	271	60	53	88,3	19,6	0,2	3,1
Republic of Korea	624	1	5	500,0	0,8	674	1	6	600,0	0,9	0,0	1,2
Qatar	261	54	72	133,3	27,6	836	160	128	80,0	15,3	0,4	1,8
China	2.316	67	91	135,8	3,9	2.977	122	172	141,0	5,8	0,6	1,9
Kuwait	120	168	142	84,5	118,3	457	708	569	80,4	124,5	1,9	4,0
Malaysia	2.367	-	1	-	0,0	2.836	-	1	-	0,0	0,0	1,0
Oman	153	74	96	129,7	62,7	406	163	287	176,1	70,7	1,0	3,0
Saudi Arabia	406	10	21	210,0	5,2	1.063	43	43	100,0	4,0	0,1	2,0
United Arab Emirates	1.080	1.816	2.852	157,0	264,1	3.225	4.282	7.596	177,4	235,5	25,2	2,7
Other Asian	2.802	84	108	128,6	3,9	4.181	265	319	120,4	7,6	1,1	3,0
Australia	196	8	11	137,5	5,6	530	41	29	70,7	5,5	0,1	2,6
New Zealand	28	22	24	109,1	85,7	48	22	29	131,8	60,4	0,1	1,2
Other countries of	10	1	-	-	-	13	2	-	-	-	-	-

¹⁾ previous FYR of Macedonia

*final data

Foreign tourist nights and arrivals, by country of residence, December 2020.

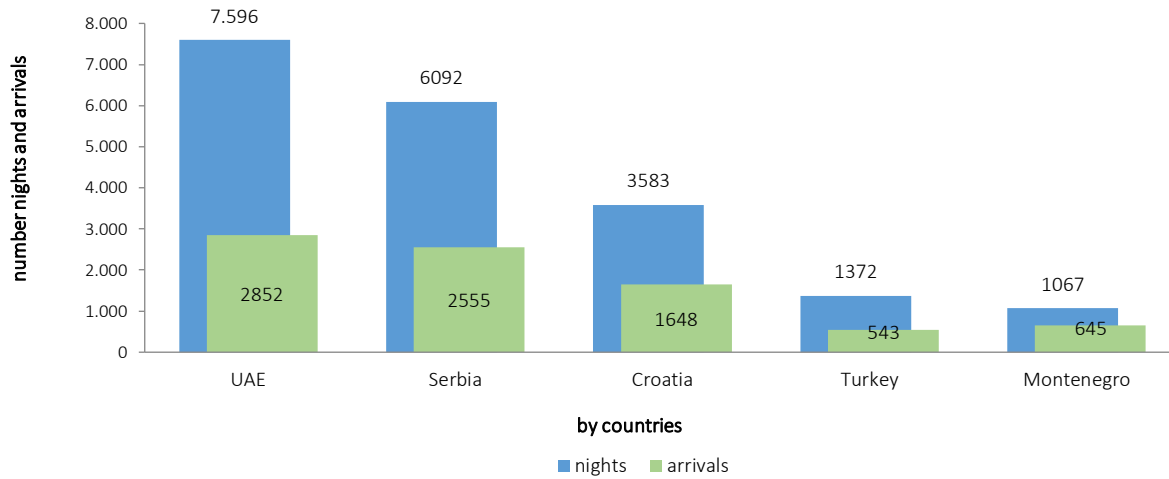


Table 3: Tourist arrivals and nights according to the classification of activities ¹⁾

	Arrivals					Nights					XII 2020
	XII 2019*	XI 2020	XII 2020	Indices XII 2020 XI 2020	Indices XII 2020 XII 2019	XII 2019*	XI 2020	XII 2020	Indices XII 2020 XI 2020	Indices XII 2020 XII 2019	Structure of nights %
Total	96.326	29.176	39.585	135,7	41,1	192.968	64.051	80.938	126,4	41,9	100,0
Hotels and similar accommodation	92.628	28.113	38.615	137,4	41,7	180.502	59.694	78.160	130,9	43,3	96,6
Holiday and other short-stay accommodation	2.794	872	866	99,3	31,0	5.787	2.373	2.271	95,7	39,2	2,8
Camps and camping grounds	235	46	55	119,6	23,4	497	110	104	94,5	20,9	0,1
Other accommodation	669	145	49	33,8	7,3	6.182	1.874	403	21,5	6,5	0,5
Domestic tourist	39.435	19.602	27.311	139,3	69,3	73.433	42.256	50.737	120,1	69,1	62,7
Hotels and similar accommodation	37.595	18.713	26.471	141,5	70,4	65.823	38.541	48.537	125,9	73,7	60,0
Holiday and other short-stay accommodation	1.286	739	757	102,4	58,9	2.101	1.849	1.755	94,9	83,5	2,2
Camps and camping grounds	53	11	34	309,1	64,2	123	17	42	247,1	34,1	0,1
Other accommodation	501	139	49	35,3	9,8	5.386	1.849	403	21,8	7,5	0,5
Foreign tourist	56.891	9.574	12.274	128,2	21,6	119.535	21.795	30.201	138,6	25,3	37,3
Hotels and similar accommodation	55.033	9.400	12.144	129,2	22,1	114.679	21.153	29.623	140,0	25,8	36,6
Holiday and other short-stay accommodation	1.508	133	109	82,0	7,2	3.686	524	516	98,5	14,0	0,6
Camps and camping grounds	182	35	21	60,0	11,5	374	93	62	66,7	16,6	0,1
Other accommodation	168	6	-	-	-	796	25	-	-	-	-

1) The Classification of Economic Activities of BiH 2010

*final data

Table 4: Tourist arrivals and nights, by organisation of tourist arrivals

	Individual arrangement						Organised trip					
	Arrivals tourist			Nights tourist			Arrivals tourist			Nights tourist		
	XII 2019*	XII 2020	<u>Indices</u> <u>XII 2020</u> <u>XII 2019</u>	XII 2019*	XII 2020	<u>Indices</u> <u>XII 2020</u> <u>XII 2019</u>	XII 2019*	XII 2020	<u>Indices</u> <u>XII 2020</u> <u>XII 2019</u>	XII 2019*	XII 2020	<u>Indices</u> <u>XII 2020</u> <u>XII 2019</u>
Total	71.682	36.290	50,6	137.038	72.754	53,1	24.644	3.295	13,4	55.930	8.184	14,6
Domestic tourist	32.242	25.008	77,6	58.414	45.682	78,2	7.193	2.303	32,0	15.019	5.055	33,7
Foreign tourist	39.440	11.282	28,6	78.624	27.072	34,4	17.451	992	5,7	40.911	3.129	7,6

* final data

NOTES ON METHODOLOGY

The purpose of the statistical survey

The purpose of the statistical survey is to monitor the tourist activity realised in commercial accommodation establishments and to provide internationally comparable BiH's statistics of tourism in accordance with current EU Regulations for the tourism statistics.

Observation units

Observation units are all business entities /legal units which are, by the main activity, registered in accommodation activity (division 55 - KD BiH 2010), persons as well as households that rent accommodation establishments to tourists. For the purpose of the survey, Classification of Activities in Bosnia and Herzegovina - KD BiH 2010 was used, and it is fully compliant with the European Classification of Economic Activities - NACE Rev. 2.

Coverage

Reporting units are all business entities (enterprises, entrepreneurs, institutions, associations etc.) and parts thereof engaged in providing accommodation servi in tourism registered according to the CA BiH 2010 under section : 55.1 (hotels and similar accommodation), 55.2 (holiday and other short - stay accommodation), 55.3 (camps and camping grounds), 55.9 (other includes uncategorised accommodation), health institutions for their facilities in which persons stay for medical rehabilitation (costs are on persons themselves), business entities and parts thereof engaged in tourist stay in rural households, houses, camps, apartments and rooms directly rented by private persons/households. Survey covers the entire territory of Bosnia and Herzegovina.

Source and methods of data collection

Data on turnover of tourists (number of tourist arrivals and tourist nights) are collected from regular monthly report (TU-11 form). Reports are usually made on the basis of reception records in guest books, entities and their parts engaged in organising and arranging of tourists.

Data revision

Regular press releases on tourism are published in monthly dynamics and contain preliminary / first results until the final data are published.

The first regular revision of data implies that, when publishing data for the next month, the published data from the previous month (t-1) are revised in accordance with the information submitted by the reporting unit. The second regular revision of previously published data is the annual revision, which includes all changes in the data submitted after the first revision, in order to ensure the accuracy of the published data.

The press release clearly indicates what the data are, so that users of the statistics can interpret them correctly. If new statistical standards and concepts are introduced, changes in the research methodology are made, it is necessary to revise the data to ensure the consistency and comparability of data from previous historical series and new data series. Users will be informed about changes in data and reasons in an appropriate and transparent manner, in regular monthly press releases and other publications for the public, as well as on the website of the BiH Agency for Statistics (www.bhas.gov.ba).

Definitions

Tourism means the activity of visitors taking a trip to a main destination outside their usual environment for less than a year, for leisure, business or other personal purpose other than to be employed by a resident entity in the place visited.

Tourist is every person who, outside his place of permanent residence, spends one night in a hotel or some other accommodation facility for reasons of rest, recreation, health, study, sport, religion, family, business, public tasks or meeting. Tourist is registered in every place or establishment where he stays and, therefore, in case of change of place or

establishment, he must register again, which results in data ambiguity. Consequently, the statistics registers the number of tourist arrivals, not the number of tourists.

Residence is a place where a person came with the intention of permanent stay. Tourist is registered in every place or establishment where he stays and, therefore, in case he/she changes the place or establishment, he/she must register again, which results in data ambiguity. Consequently, the statistics register the number of tourist arrivals and not the number of tourists.

Domestic tourist is a person with permanent residence in the BiH who spends at least one night in a hotel or same other accommodation establishment outside their place or residence.

Foreign tourist is every person with permanent residence outside in BiH who temporarily resides in BiH and who spends at least one night in a hotel or same other accommodation establishment.

Tourist arrivals refer to the number of persons (tourists) who arrived and registered their stay in an accommodation establishment.

Tourist nights refer to every registered overnight stay of a person (tourist) in an accommodation establishment.

Accommodation capacities are presented as the number of rooms, apartments and camping sites, and the number of permanent beds.

Permanent beds are those that are regularly ready-made for renting to guests.

Occupancy rate of permanent beds (net) in the reference period is obtained by dividing the total number of nights by the number of beds on offer and the number of days when the beds are actually available for use during the reference period. The data are expressed as a percentage.

Organization of tourist arrivals represent the way of organising touristic arrangements. Depending on the way of organising, touristic arrangement can be individual or organised (travel agency).

Symbols

- no occurrence

0,0 value not zero but less than 0,05 unit of measure use

Published by the Agency for Statistics of the Bosnia and Herzegovina, 71000 Sarajevo, Zelenih beretki 26

Phone: +387 (33) 911 911 | Telefax: +387 (33) 220 622

E-mail: bhas@bhas.gov.ba | Web site: www.bhas.gov.ba

Responsible persons:

Velimir Jukić, Assistant Director of Business Statistics

Vesna Čužić, Acting Director

Prepared by: Azra Bander Demirović



Please consider the environment before printing this document.