



# FIRST RELEASE



You are required to specify a data source when allowed in your product or application.

YEAR XIV

SARAJEVO, 04/05/2021

NUMBER 3

## ECONOMIC STATISTICS

### Turism, March 2021

In March 2021 tourists realised 41 951 tourist arrivals in Bosnia and Hercegovina which represent the decrease by 20.8% as compared to February 2021 and increase by 44.7% as compared to March 2020. Tourists realised 99 201 tourist nights which represent the decrease by 17.8% as compared to February 2021 and increase by 37.8% as compared to March 2020. Domestic tourists share of total number of overnight stays was 58.8% and foreign tourists share was 41.2%.

The number of domestic tourist nights decreased by 13.8% as compared to February 2021 and increased by 73.7% as compared to March 2020. Foreign tourist nights decreased by 23.0% as compared to February 2021 and increased by 6.4% as compared to March 2020.

Concerning the structure of foreign tourist nights in March 2021, the most of them (74.2%) were realised by tourists from: Serbia (30.9%), United Arabien Emirates (15.5%). Croatia (13.0%), Montenegro (4.3%), Slovenia (3.8%), Turkey (3.6%) and Germany (3.1%). Tourists from other countries realised 25.8% of tourist nights.

Regarding the average detention of foreign tourist stays in our country on the first place comes: Finland wiht average stay by 14.3 nights, Malaysia with 11.3 nights, Brazil with 8.8 nights, Latvia with 7.0 nights, Greece with 5.8 nihgts and Kuwait with 4.9 nights.

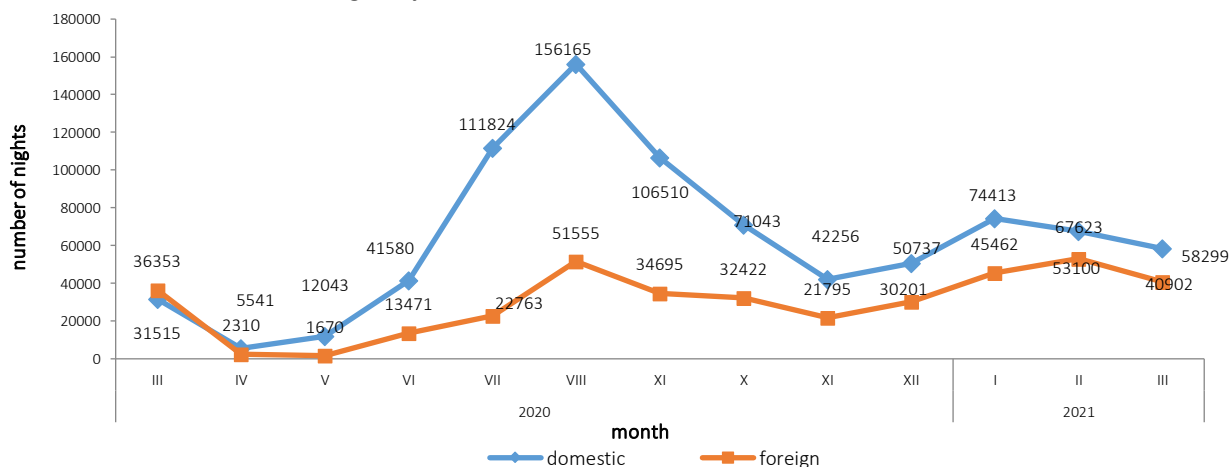
Available rooms, apartments and camping sites for tourists in Bosnia and Herzegovina in March 2021 amounted to 16 290 which is 10.1% increase compared to March 2020. Number of available beds was 34 991 beds, which is increase by 10.7%, compared to the same month of 2020.

In March 2021, in the activity - Hotels and similar accommodation, number of rooms and apartments available to tourists amounted to 15 072, which is an increase of 11.1% compared to March 2020., and number of available beds amounted to 31 230 which is an increase of 12.5%, compared to the same month of the previous year.

Net occupancy rate of rooms was 12.4% and permanent beds it was 9.3% in March 2021 , while in March 2020, net occupancy rate of rooms was 11.4% and of permanent beds 8.6%.

According to the type of accommodation facility the highest number of nights was recorded in Hotels and similar accommodation with share of 89.4%

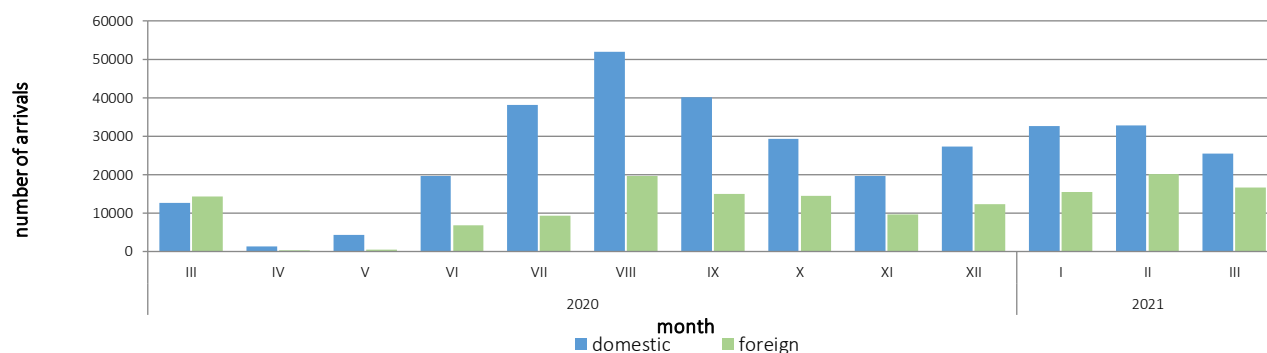
Tourist nights by months March 2020.- March 2021.



**Table 1: Tourist arrivals and nights**

	Arrivals					Nights					III 2021	
	III 2020*	II 2021	III 2021	Indices III 2021 II 2021	Indices III 2021 III 2020	III2020*	II 2021	III 2021	Indices III 2021 II 2021	Indices III 2021 III 2020	Structure of nights %	Average number of nights by arrivals
<b>TOTAL</b>	<b>28985</b>	<b>52948</b>	<b>41951</b>	<b>79,2</b>	<b>144,7</b>	<b>71991</b>	<b>120723</b>	<b>99201</b>	<b>82,2</b>	<b>137,8</b>	<b>100,0</b>	<b>2,4</b>
<b>Domestic tourist</b>	13882	32835	25387	77,3	182,9	33554	67623	58299	86,2	173,7	58,8	2,3
<b>Foreign tourist</b>	15103	20113	16564	82,4	109,7	38437	53100	40902	77,0	106,4	41,2	2,5

*\* final data*

**Tourist arrivals by months March 2020. - March 2021.**


**Table 2: Foreign tourist arrivals and nights, by country of residence**

	Arrivals					Nights					III 2021	
	III 2020*	II 2021	III 2021	Indices III 2021 II 2021	Indices III 2021 III 2020	III 2020*	II 2021	III 2021	Indices III 2021 II 2021	Indices III 2021 III 2020	Structure of nights %	Average number of nights by arrivals
<b>Total</b>	<b>15103</b>	<b>20113</b>	<b>16564</b>	<b>82,4</b>	<b>109,7</b>	<b>38437</b>	<b>53100</b>	<b>40902</b>	<b>77,0</b>	<b>106,4</b>	<b>100,0</b>	<b>2,5</b>
<b>Foreign tourist</b>												
Albania	203	55	114	207,3	56,2	349	120	132	110,0	37,8	0,3	1,2
Austria	345	448	489	109,2	141,7	732	1075	966	89,9	132,0	2,4	2,0
Belgium	158	46	48	104,3	30,4	321	110	83	75,5	25,9	0,2	1,7
Bulgaria	34	51	43	84,3	126,5	55	143	134	93,7	243,6	0,3	3,1
Montenegro	683	1018	744	73,1	108,9	1352	2492	1768	70,9	130,8	4,3	2,4
Czech Republic	56	105	87	82,9	155,4	124	303	201	66,3	162,1	0,5	2,3
Denmark	111	23	35	152,2	31,5	452	71	66	93,0	14,6	0,2	1,9
Estonia	2	1	4	400,0	200,0	2	1	6	600,0	300,0	0,0	1,5
Finland	11	13	12	92,3	109,1	24	131	172	131,3	716,7	0,4	14,3
France	120	134	263	196,3	219,2	343	406	562	138,4	163,8	1,4	2,1
Greece	35	28	22	78,6	62,9	85	153	128	83,7	150,6	0,3	5,8
Netherlands	506	129	141	109,3	27,9	839	332	270	81,3	32,2	0,7	1,9
Croatia	3220	4135	1942	47,0	60,3	11131	10891	5299	48,7	47,6	13,0	2,7
Ireland	30	5	6	120,0	20,0	67	7	19	271,4	28,4	0,0	3,2
Iceland	4	7	1	14,3	25,0	6	7	2	28,6	33,3	0,0	2,0
Italy	132	290	358	123,4	271,2	343	907	832	91,7	242,6	2,0	2,3
Cyprus	2	3	4	133,3	200,0	3	8	6	75,0	200,0	0,0	1,5
Latvia	9	3	1	33,3	11,1	13	3	7	233,3	53,8	0,0	7,0
Lithuania	10	5	5	100,0	50,0	19	9	14	155,6	73,7	0,0	2,8
Luxembourg	9	58	22	37,9	244,4	33	143	41	28,7	124,2	0,1	1,9
Hungary	125	76	71	93,4	56,8	336	297	263	88,6	78,3	0,6	3,7

(continued on next page)

(continued)

	Arrivals					Nights					III 2021	
	III 2020*	II 2021	III 2021	Indices III 2021 II 2021	Indices III 2021 III 2020	III 2020*	II 2021	III 2021	Indices III 2021 II 2021	Indices III 2021 III 2020	Structure of nights %	Average number of nights by arrivals
Malta	3	—	—	—	—	19	—	—	—	—	—	—
Norway	42	7	12	171,4	28,6	58	19	49	257,9	84,5	0,1	4,1
Germany	493	482	526	109,1	106,7	1090	1221	1266	103,7	116,1	3,1	2,4
Poland	87	71	55	77,5	63,2	183	165	216	130,9	118,0	0,5	3,9
Portugal	8	9	15	166,7	187,5	28	76	24	31,6	85,7	0,1	1,6
Romania	57	82	61	74,4	107,0	236	334	190	56,9	80,5	0,5	3,1
Russian Federation	134	91	96	105,5	71,6	601	192	204	106,3	33,9	0,5	2,1
North Macedonia	651	165	228	138,2	35,0	1357	388	679	175,0	50,0	1,7	3,0
Slovakia	23	55	49	89,1	213,0	47	140	124	88,6	263,8	0,3	2,5
Slovenia	748	1507	641	42,5	85,7	1623	3948	1546	39,2	95,3	3,8	2,4
Serbia	3150	7979	5278	66,1	167,6	7448	21364	12631	59,1	169,6	30,9	2,4
Spain	26	26	51	196,2	196,2	65	52	105	201,9	161,5	0,3	2,1
Switzerland (including Liechtenstein)	144	354	245	69,2	170,1	326	946	656	69,3	201,2	1,6	2,7
Sweden	147	115	104	90,4	70,7	414	292	252	86,3	60,9	0,6	2,4
Turkey	1053	661	766	115,9	72,7	1773	1427	1471	103,1	83,0	3,6	1,9
United Kingdom	232	89	106	119,1	45,7	564	221	276	124,9	48,9	0,7	2,6
Ukraine	41	14	51	364,3	124,4	134	39	56	143,6	41,8	0,1	1,1
Other European countries	44	37	39	105,4	88,6	165	82	92	112,2	55,8	0,2	2,4
Egypt	22	17	24	141,2	109,1	60	61	37	60,7	61,7	0,1	1,5
South Africa	5	3	3	100,0	60,0	15	13	3	23,1	20,0	0,0	1,0
Other African countries	40	66	55	83,3	137,5	194	117	99	84,6	51,0	0,2	1,8
Canada	46	18	19	105,6	41,3	105	143	36	25,2	34,3	0,1	1,9
USA	446	485	367	75,7	82,3	937	1097	916	83,5	97,8	2,2	2,5
Other Northern American countries	5	16	12	75,0	240,0	11	27	18	66,7	163,6	0,0	1,5
Brazil	37	8	9	112,5	24,3	83	21	79	376,2	95,2	0,2	8,8
Other Southern and Central American countries	32	30	85	283,3	265,6	162	59	371	628,8	229,0	0,9	4,4
Bahrain	73	36	98	272,2	134,2	204	120	223	185,8	109,3	0,5	2,3
India	7	11	19	172,7	271,4	19	31	45	145,2	236,8	0,1	2,4
Iran	6	5	4	80,0	66,7	112	9	16	177,8	14,3	0,0	4,0
Israel	43	2	15	750,0	34,9	141	10	53	530,0	37,6	0,1	3,5
Japan	87	6	6	100,0	6,9	174	12	9	75,0	5,2	0,0	1,5
Republic of Korea	2	1	—	—	—	5	4	—	—	—	—	—
Qatar	35	32	86	268,8	245,7	118	112	321	286,6	272,0	0,8	3,7
China	228	40	60	150,0	26,3	636	87	259	297,7	40,7	0,6	4,3
Kuwait	78	70	58	82,9	74,4	433	310	284	91,6	65,6	0,7	4,9
Malaysia	148	7	3	42,9	2,0	191	16	34	212,5	17,8	0,1	11,3
Oman	115	37	72	194,6	62,6	262	71	193	271,8	73,7	0,5	2,7
Saudi Arabia	152	29	44	151,7	28,9	608	33	100	303,0	16,4	0,2	2,3
United Arab Emirates	105	678	2603	383,9	2479,0	322	1749	6341	362,6	1969,3	15,5	2,4
Other Asian countries	461	110	169	153,6	36,7	738	363	609	167,8	82,5	1,5	3,6
Australia	36	28	18	64,3	50,0	131	119	48	40,3	36,6	0,1	2,7
New Zealand	5	—	—	—	—	15	—	—	—	—	—	—
Other countries of Oceania	1	1	—	—	—	1	1	—	—	—	—	—

\*final data

Foreign tourist nights and arrivals, by country of residence, March 2021.

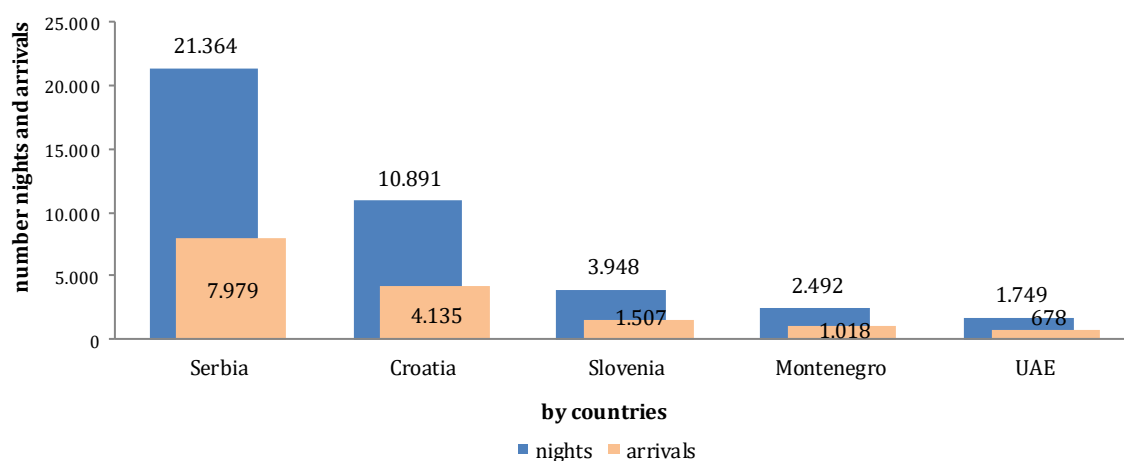


Table 3: Tourist arrivals and nights according to the classification of activities <sup>1)</sup>

	Arrivals					Nights					III 2021
	III 2020*	II 2021	III 2021	Indices III 2021 II 2021	Indices III 2021 III 2020	III 2020*	II 2021	III 2021	Indices III 2021 II 2021	Indices III 2021 III 2020	Structure of nights %
<b>Total</b>	<b>28985</b>	<b>52948</b>	<b>41951</b>	<b>79,2</b>	<b>144,7</b>	<b>71991</b>	<b>120723</b>	<b>99201</b>	<b>82,2</b>	<b>137,8</b>	<b>100,0</b>
Hotels and similar accommodation	27493	51503	40382	78,4	146,9	63619	115131	88716	77,1	139,4	89,4
Holiday and other short-stay accommodation	990	1106	1025	92,7	103,5	2726	2556	2574	100,7	94,4	2,6
Camps and camping grounds	11	17	29	170,6	263,6	13	17	98	576,5	753,8	0,1
Other accommodation	491	322	515	159,9	104,9	5633	3019	7813	258,8	138,7	7,9
<b>Domestic tourist</b>	<b>13882</b>	<b>32835</b>	<b>25387</b>	<b>77,3</b>	<b>182,9</b>	<b>33554</b>	<b>67623</b>	<b>58299</b>	<b>86,2</b>	<b>173,7</b>	<b>58,8</b>
Hotels and similar accommodation	12875	31533	24049	76,3	186,8	27024	62655	48734	77,8	180,3	49,1
Holiday and other short-stay accommodation	527	977	835	85,5	158,4	1223	1967	1890	96,1	154,5	1,9
Camps and camping grounds	6	13	6	46,2	100,0	6	13	8	61,5	133,3	0,0
Other accommodation	474	312	497	159,3	104,9	5301	2988	7667	256,6	144,6	7,7
<b>Foreign tourist</b>	<b>15103</b>	<b>20113</b>	<b>16564</b>	<b>82,4</b>	<b>109,7</b>	<b>38437</b>	<b>53100</b>	<b>40902</b>	<b>77,0</b>	<b>106,4</b>	<b>41,2</b>
Hotels and similar accommodation	14618	19970	16333	81,8	111,7	36595	52476	39982	76,2	109,3	40,3
Holiday and other short-stay accommodation	463	129	190	147,3	41,0	1503	589	684	116,1	45,5	0,7
Camps and camping grounds	5	4	23	575,0	460,0	7	4	90	2250,0	1285,7	0,1
Other accommodation	17	10	18	180,0	105,9	332	31	146	471,0	44,0	0,1

1) The Classification of Economic Activities of BiH 2010

\*final data

**Table 4: Tourist arrivals and nights, by organisation of tourist arrivals**

	Individual arrangement						Organised trip					
	Arrivals tourist			Nights tourist			Arrivals tourist			Nights tourist		
	III 2020*	III 2021	<u>Indices III 2021 III 2020</u>	III 2020*	III 2021	<u>Indices III 2021 III 2020</u>	III 2020*	III 2021	<u>Indices III 2021 III 2020</u>	III 2020*	III 2021	<u>Indices III 2021 III 2020</u>
<b>Total</b>	<b>21974</b>	<b>37846</b>	<b>172,2</b>	<b>48894</b>	<b>89842</b>	<b>183,7</b>	<b>7011</b>	<b>4105</b>	<b>58,6</b>	<b>23097</b>	<b>9359</b>	<b>40,5</b>
<b>Domestic tourist</b>	11404	22956	201,3	25358	53491	210,9	2478	2431	98,1	8196	4808	58,7
<b>Foreign tourist</b>	10570	14890	140,9	23536	36351	154,4	4533	1674	36,9	14901	4551	30,5

\* final data

## Metodologija

### The purpose of the statistical survey

The purpose of the statistical survey is to monitor the tourist activity realised in commercial accommodation establishments and to provide internationally comparable BiH's statistics of tourism in accordance with current EU Regulations for the tourism statistics.

### Observation units

Observation units are all business entities /legal units which are, by the main activity, registered in accommodation activity (division 55 - KD BiH 2010), persons as well as households that rent accommodation establishments to tourists. For the purpose of the survey, Classification of Activities in Bosnia and Herzegovina - KD BiH 2010 was used, and it is fully compliant with the European Classification of Economic Activities - NACE Rev. 2.

### Coverage

Reporting units are all business entities (enterprises, entrepreneurs, institutions, associations etc.) and parts thereof engaged in providing accommodation servi in tourism registered according to the CA BiH 2010 under section : 55.1 (hotels and similar accommodation), 55.2 (holiday and other short - stay accommodation), 55.3 (camps and camping grounds), 55.9 (other includes uncategorised accommodation), health institutions for their facilities in which persons stay for medical rehabilitation (costs are on persons themselves), business entities and parts thereof engaged in tourist stay in rural households, houses, camps, apartments and rooms directly rented by private persons/households. Survey covers the entire territory of Bosnia and Herzegovina.

### Source and methods of data collection

Data on turnover of tourists (number of tourist arrivals and tourist nights) are collected from regular monthly report (TU-11 form). Reports are usually made on the basis of reception records in guest books, entities and their parts engaged in organising and arranging of tourists.

### Data revision

Regular press releases on tourism are published in monthly dynamics and contain preliminary / first results until the final data are published.

The first regular revision of data implies that, when publishing data for the next month, the published data from the previous month (t-1) are revised in accordance with the information submitted by the reporting unit. The second regular revision of previously published data is the annual revision, which includes all changes in the data submitted after the first revision, in order to ensure the accuracy of the published data.

The press release clearly indicates what the data are, so that users of the statistics can interpret them correctly. If new statistical standards and concepts are introduced, changes in the research methodology are made, it is necessary to revise the data to ensure the consistency and comparability of data from previous historical series and new data series. Users will be informed about changes in data and reasons in an appropriate and transparent manner, in regular monthly press releases and other publications for the public, as well as on the website of the BiH Agency for Statistics ([www.bhas.gov.ba](http://www.bhas.gov.ba)).

### Definitions

**Tourism** means the activity of visitors taking a trip to a main destination outside their usual environment for less than a year, for leisure, business or other personal purpose other than to be employed by a resident entity in the place visited.

**Tourist** is every person who, outside his place of permanent residence, spends one night in a hotel or some other accommodation facility for reasons of rest, recreation, health, study, sport, religion, family, business, public tasks or meeting. Tourist is registered in every place or establishment where he stays and, therefore, in case of change of place or establishment, he must register again, which results in data ambiguity. Consequently, the statistics registers the number of tourist arrivals, not the number of tourists.

**Residence** is a place where a person came with the intention of permanent stay. Tourist is registered in every place or establishment where he stays and, therefore, in case he/she changes the place or establishment, he/she must register again, which results in data ambiguity. Consequently, the statistics register the number of tourist arrivals and not the number of tourists.

**Domestic tourist** is a person with permanent residence in the BiH who spends at least one night in a hotel or same other accommodation establishment outside their place or residence.

**Foreign tourist** is every person with permanent residence outside in BiH who temporarily resides in BiH and who spends at least one night in a hotel or same other accommodation establishment.

**Tourist arrivals** refer to the number of persons (tourists) who arrived and registered their stay in an accommodation establishment.

**Tourist nights** refer to every registered overnight stay of a person (tourist) in an accommodation establishment.

**Accommodation capacities** are presented as the number of rooms, apartments and camping sites, and the number of permanent beds.

**Permanent beds** are those that are regularly ready-made for renting to guests.

**Occupancy rate of permanent beds (net)** in the reference period is obtained by dividing the total number of nights by the number of beds on offer and the number of days when the beds are actually available for use during the reference period. The data are expressed as a percentage.

**Organization of tourist arrivals** represent the way of organising touristic arrangements. Depending on the way of organising, touristic arrangement can be individual or organised (travel agency).

#### **Symbols**

- no occurrence

0,0 value not zero but less than 0,05 unit of measure use

Published by the Agency for Statistics of the Bosnia and Herzegovina, 71000 Sarajevo, Zelenih beretki 26

Phone: +387 (33) 911 911 | Telefax: +387 (33) 220 622

E-mail: [bhas@bhas.gov.ba](mailto:bhas@bhas.gov.ba) | Web site: [www.bhas.gov.ba](http://www.bhas.gov.ba)

#### **Responsible persons:**

Velimir Jukić, Assistant Director of Economic Statistics

Vesna Ćužić, Director

Prepared by: Azra Bander Demirović



Please consider the environment before printing this document.