



FIRST RELEASE



You are required to specify a data source when allowed in your product or application.

YEAR XIV

SARAJEVO, 05/07/2021

NUMBER 5

ECONOMIC STATISTICS

Tourism, May 2021

In May 2021 tourists realised 60,989 tourist arrivals in Bosnia and Hercegovina which represent the increase by 72.6% as compared to Aprile 2021 and increase by 1160.4% as compared to May 2020. Tourists realised 131,867 tourist nights which represent the increase by 56.9% as compared to Aprile 2021 and increase by 859.0% as compared to May 2020. Domestic tourists share of total number of overnight stays was 56.2% and foreign tourists share was 43.8%.

The impact of the Covid-19 pandemic resulted in a large increase in the index in May 2021 as compared to May 2020, when most accommodation facilities were closed.

The number of domestic tourist nights increased by 41.7% as compared to Aprile 2021 and increased by 513,2% as compared to May 2020. Foreign tourist nights increased by 81.9% as compared to Aprile 2021 and increased by 3360.6% as compared to May 2020.

Concerning the structure of foreign tourist nights in May 2021, the most of them (69,0%) were realised by tourists from: Serbia (28.6%), United Arabien Emirates (16.3%). Croatia (8,5%), Montenegro (5.3%), Germany (4,0%). Turkey (3,3%), and USA (3.0%). Tourists from other countries realised 31.0% of tourist nights.

Regarding the average detention of foreign tourist stays in our country on the first place comes: Iran wiht average stay by 10.3 nights, Finland with 9.0 nights, Latvia with 5.8 nihgts, Japan with 4.8 nights, China and Republic of Korea by 4.4 nights, Norway with 4.3 nights and Estonia and Kuwait by 3.9 nihgts.

Available rooms, apartments and camping sites for tourists in Bosnia and Herzegovina in May 2021 amounted to 16,883 which is 57,3% increase compared to May 2020. Number of available beds was 36.767 beds, which is increase by 66.3%, compared to the same month of 2020.

In May 2021, in the activity - Hotels and similar accommodation, number of rooms and apartments available to tourists amounted to 15,463, which is an increase of 57.4% compared to May 2020., and number of available beds amounted to 32.542 which is an increase of 68.6%, compared to the same month of the previous year.

Net occupancy rate of rooms was 15.7% and permanent beds it was 12.1% in May 2021 , while in May 2020, net occupancy rate of rooms was 2.7% and of permanent beds 2.1%.

According to the type of accommodation facility the highest number of nights was recorded in Hotels and similar accommodation with share of 92.1%

Tourist nights by months May 2020. -May 2021.

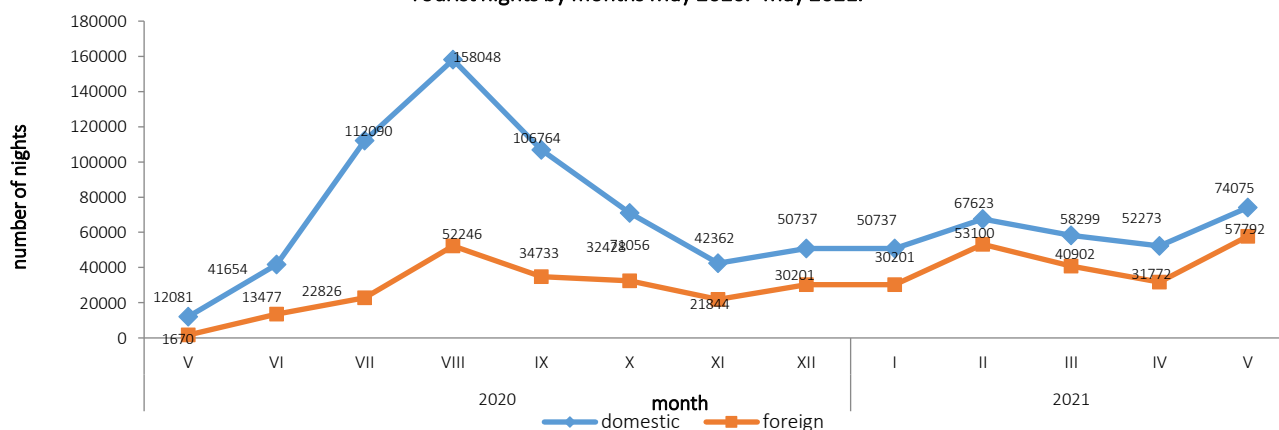


Table 1: Tourist arrivals and nights

	Arrivals					Nights					V 2021	
	V 2020*	IV 2021	V 2021	Indices V 2021 IV 2021	Indices1) V 2021 V 2020	V 2020*	IV 2021	V 2021	Indices V 2021 IV 2021	Indices1) V 2021 V 2020	Structure of nights %	Average number of nights by arrivals
TOTAL	4839	35328	60989	172,6	900,9	13751	84045	131867	156,9	900,9	100,00	2,2
Domestic tourist	4387	21746	34380	158,1	783,7	12081	52273	74075	141,7	613,2	56,2	2,2
Foreign tourist	452	13582	26609	195,9	900,9	1670	31772	57792	181,9	900,9	43,8	2,2

1) Index higher than 900
• Final data

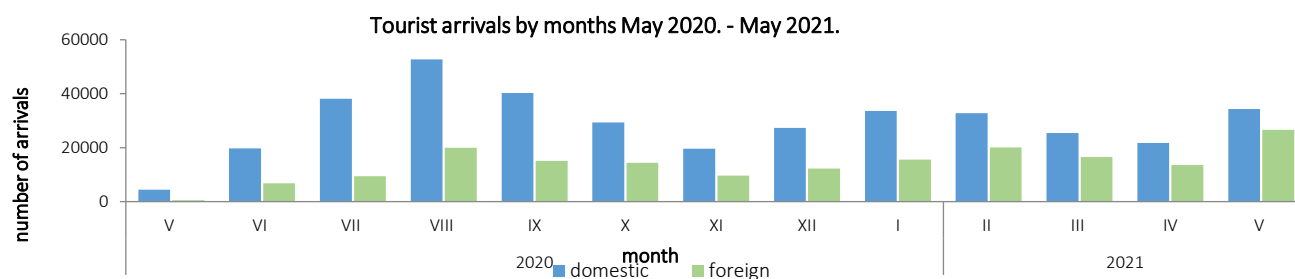


Table2: Foreign tourist arrivals and nights, by country of residence

	Arrivals					Nights					V 2021	
	V 2020	IV 2021	V 2021	Indices1) V 2021 IV 2021	Indices1) V 2021 V 2020	V 2020	IV 2021	V 2021	Indices1) V 2021 IV 2021	Indices1) V 2021 V 2020	Structure of nights %	Average number of nights by arrivals
Total Foreign tourist	452	13582	26609	195,9	900,9	1670	31772	57792	181,9	900,9	100,0	2,2
Albania	–	129	97	75,2	–	–	299	196	65,6	–	0,3	2,0
Austria	7	461	689	149,5	900,9	13	930	1301	139,9	900,9	2,3	1,9
Belgium	4	57	80	140,4	900,9	34	128	228	178,1	670,6	0,4	2,9
Bulgaria	2	100	93	93,0	901	4	199	169	84,9	4225	0,3	1,8
Montenegro	8	685	1669	243,6	901	14	1142	3059	267,9	901	5,3	1,8
Czech Republic	1	77	149	193,5	901	1	210	386	183,8	901	0,7	2,6
Denmark	–	53	50	94,3	–	–	97	70	72,2	–	0,1	1,4
Estonia	–	6	31	516,7	–	–	10	122	900,9	–	0,2	3,9
Finland	–	17	20	117,6	–	–	125	180	144,0	–	0,3	9,0
France	4	135	254	188,1	900,9	5	277	629	227,1	900,9	1,1	2,5
Greece	–	29	55	189,7	–	–	69	98	142,0	–	0,2	1,8
Netherlands	–	100	284	284,0	901	2	188	700	372,3	901	1,2	2,5
Croatia	106	1456	2169	149,0	900,9	232	3525	4903	139,1	900,9	8,5	2,3
Ireland	–	4	14	350,0	–	–	8	16	200,0	–	0,0	1,1
Iceland	–	–	3	–	–	–	–	3	–	–	0,0	1,0
Italy	12	292	406	139,0	901	18	659	925	140,4	900,9	1,6	2,3
Cyprus	–	3	3	100,0	–	–	6	7	116,7	–	0,0	2,3
Latvia	–	1	57	900,9	–	–	4	332	900,9	–	0,6	5,8
Lithuania	–	20	6	30,0	–	–	26	9	34,6	–	0,0	1,5
Luxembourg	–	21	41	195,2	–	–	33	69	209,1	–	0,1	1,7
Hungary	15	102	252	247,1	901	16	312	617	197,8	901	1,1	2,4

(continued on next page)

(continued on nextpage)

	Arrivals					Nights					V 2021	
	V 2020	IV 2021	V 2021	Indices1) V 2021 IV 2021	Indices1) V 2021 V 2020	V 2020	IV 2021	V 2021	Indices1) V 2021 IV 2021	Indices1) V 2021 V 2020	Structure of nights %	Average number of nights by arrivals
Malta	-	-	-	-	-	-	-	-	-	-	-	-
Norway	1	26	21	80,8	900,9	1	126	91	72,2	900,9	0,2	4,3
Germany	40	413	905	219,1	900,9	66	1.005	2.320	230,8	900,9	4,0	2,6
Poland	16	110	198	180,0	900,9	31	351	377	107,4	900,9	0,7	1,9
Portugal	-	3	52	900,9	-	-	5	118	900,9	-	0,2	2,3
Romania	2	143	128	89,5	900,9	4	299	187	62,5	900,9	0,3	1,5
Russian Federation	26	204	191	93,6	734,6	181	285	401	140,7	221,5	0,7	2,1
North Macedonia	6	128	179	139,8	900,9	8	308	394	127,9	900,9	0,7	2,2
Slovakia	-	63	83	131,7	-	-	167	155	92,8	-	0,3	1,9
Slovenia	17	398	900	226,1	900,9	27	641	1.687	263,2	900,9	2,9	1,9
Serbia	91	4.565	8.951	196,1	900,9	232	9.996	16.509	165,2	900,9	28,6	1,8
Spain	-	27	95	351,9	-	-	36	250	694,4	-	0,4	2,6
Switzerland (including Liechtenstein)	12	133	306	230,1	900,9	20	390	677	173,6	900,9	1,2	2,2
Sweden	4	74	143	193,2	900,9	5	192	304	158,3	900,9	0,5	2,1
Turkey	4	502	800	159,4	900,9	84	1.246	1.896	152,2	900,9	3,3	2,4
United Kingdom	-	96	148	154,2	-	-	231	320	138,5	-	0,6	2,2
Ukraine	2	37	109	294,6	900,9	28	109	201	184,4	717,9	0,3	1,8
Other European countries	2	30	53	176,7	900,9	3	71	231	325,4	900,9	0,4	4,4
Egypt	-	14	80	571,4	-	-	60	288	480,0	-	0,5	3,6
South Africa	1	3	10	333,3	900,9	2	5	22	440,0	900,9	0,0	2,2
Other African countries	2	70	123	175,7	900,9	32	92	209	227,2	653,1	0,4	1,7
Canada	-	20	40	200,0	-	-	29	86	296,6	-	0,1	2,2
USA	6	385	1.012	262,9	900,9	68	921	1.761	191,2	900,9	3,0	1,7
Other Northern American countries	-	59	7	11,9	-	-	333	14	4,2	-	0,0	2,0
Brazil	-	7	38	542,9	-	-	54	118	218,5	-	0,2	3,1
Other Southern and Central American countries	1	25	47	188,0	900,9	2	34	116	341,2	900,9	0,2	2,5
Bahrain	-	21	135	642,9	-	-	46	365	793,5	-	0,6	2,7
India	1	22	19	86,4	900,9	31	44	62	140,9	200,0	0,1	3,3
Iran	-	6	8	133,3	-	-	17	82	482,4	-	0,1	10,3
Israel	-	47	73	155,3	-	-	90	139	154,4	-	0,2	1,9
Japan	-	20	20	100,0	-	-	60	95	158,3	-	0,2	4,8
Republic of Korea	-	4	11	275,0	-	-	5	48	900,9	-	0,1	4,4
Qatar	-	52	210	403,8	-	-	87	654	751,7	-	1,1	3,1
China	-	61	138	226,2	-	-	316	609	192,7	-	1,1	4,4
Kuwait	-	60	335	558,3	-	-	263	1.302	495,1	-	2,3	3,9
Malaysia	1	-	1	-	100,0	1	-	1	-	100,0	0,0	1,0
Oman	-	47	206	438,3	-	-	130	471	362,3	-	0,8	2,3
Saudi Arabia	18	32	485	900,9	900,9	368	67	1.126	900,9	306,0	1,9	2,3
United Arab Emirates	2	1.806	3.662	202,8	900,9	4	5.134	9.426	183,6	900,9	16,3	2,6
Other Asian countries	34	93	227	244,1	667,6	65	221	597	270,1	900,9	1,0	2,6
Australia	3	28	31	110,7	900,9	68	59	47	79,7	69,1	0,1	1,5
New Zealand	-	-	6	-	-	-	-	15	-	-	0,0	2,5
Other countries of Oceania	-	-	1	-	-	-	-	2	-	-	0,0	2,0

1) Index higher than 900

Foreign tourist nights and arrivals, by country of residence, May 2021.

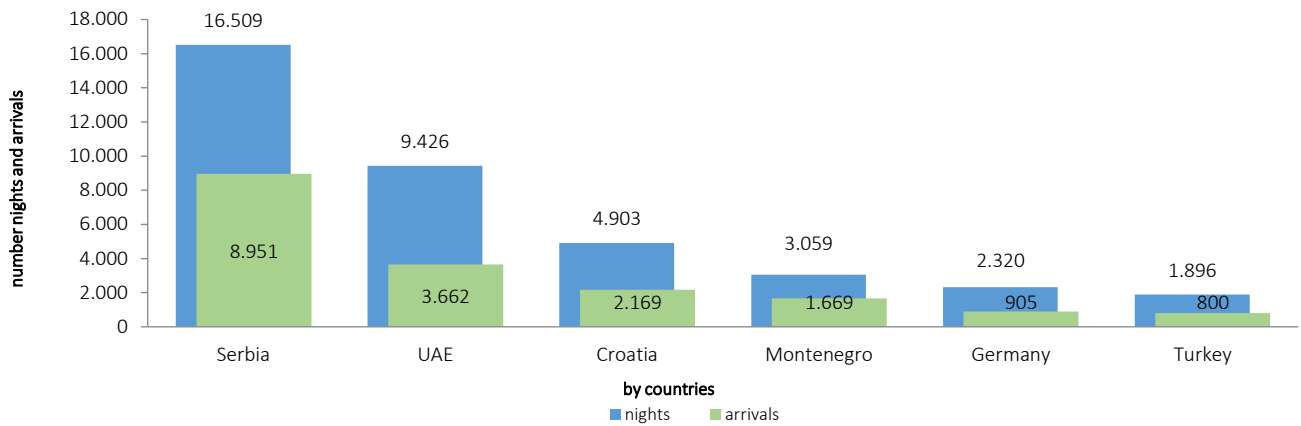


Table 3: Tourist arrivals and nights according to the classification of activities ²⁾

	Arrivals					Nights					V 2021
	V 2020*	IV 2021	V 2021	Indices V 2021 IV 2021	Indices1) V 2021 V 2020	V 2020*	IV 2021	V 2021	Indices V 2021 IV 2021	Indices1) V 2021 V 2020	Structure of nights %
Total	4 839	35 328	60 989	172,6	900,9	13 751	84 045	13 1867	156,9	900,9	100,0
Hotels and similar accommodation	4 374	33 863	58 279	172,1	900,9	11 083	73 464	12 1450	165,3	900,9	92,1
Holiday and other short-stay accommodation	355	875	1 406	160,7	396,1	1 577	2 227	3 291	147,8	208,7	2,5
Camps and camping grounds	15	69	844	900,9	900,9	15	135	1 203	891,1	900,9	0,9
Other accommodation	95	521	460	88,3	484,2	1 076	8 219	5 923	72,1	550,5	4,5
Domestic tourist	4 387	21 746	34 380	158,1	783,7	12 081	52 273	74 075	141,7	613,2	56,2
Hotels and similar accommodation	3 940	20 469	32 788	160,2	832,2	9 737	42 543	65 834	154,7	676,1	49,9
Holiday and other short-stay accommodation	337	725	1 075	148,3	319,0	1 253	1 514	2 356	155,6	188,0	1,8
Camps and camping grounds	15	41	75	182,9	500,0	15	64	116	181,3	773,3	0,1
Other accommodation	95	511	442	86,5	465,3	1 076	8 152	5 769	70,8	536,2	4,4
Foreign tourist	452	13 582	26 609	195,9	900,9	1 670	31 772	57 792	181,9	900,9	43,8
Hotels and similar accommodation	434	13 394	25 491	190,3	900,9	1 346	30 921	55 616	179,9	900,9	42,2
Holiday and other short-stay accommodation	18	150	331	220,7	900,9	324	713	935	131,1	288,6	0,7
Camps and camping grounds	–	28	769	900,9	–	–	71	1 087	900,9	–	0,8
Other accommodation	–	10	18	180	–	–	67	154	230	–	0,1

1) Index higher than 900

2) The Classification of Economic Activities of BiH 2010

* Final data

Table 4: Tourist arrivals and nights, by organisation of tourist arrivals

	Individual arrangement						Organised trip					
	Arrivals tourist			Nights tourist			Arrivals tourist			Nights tourist		
	V 2020*	V 2021	Indices1) $\frac{V\ 2021}{V\ 2020}$	V 2020*	V 2021	Indices1) $\frac{V\ 2021}{V\ 2020}$	V 2020*	V 2021	Indices1) $\frac{V\ 2021}{V\ 2020}$	V 2020*	V 2021	Indices1) $\frac{V\ 2021}{V\ 2020}$
Total	4504	52650	900,9	11271	113676	900,9	335	8339	900,9	2480	18191	733,5
Domestic tourist	4092	29992	732,9	9803	65825	671,5	295	4388	900,9	2278	8250	362,2
Foreign tourist	412	22658	900,9	1468	47851	900,9	40	3951	900,9	202	9941	900,9

1) Index higher than 900

* Final data

Methodology

The purpose of the statistical survey

The purpose of the statistical survey is to monitor the tourist activity realised in commercial accommodation establishments and to provide internationally comparable BiH's statistics of tourism in accordance with current EU Regulations for the tourism statistics.

Observation units

Observation units are all business entities /legal units which are, by the main activity, registered in accommodation activity (division 55 - KD BiH 2010), persons as well as households that rent accommodation establishments to tourists. For the purpose of the survey, Classification of Activities in Bosnia and Herzegovina - KD BiH 2010 was used, and it is fully compliant with the European Classification of Economic Activities - NACE Rev. 2.

Coverage

Reporting units are all business entities (enterprises, entrepreneurs, institutions, associations etc.) and parts thereof engaged in providing accommodation services in tourism registered according to the CA BiH 2010 under section : 55.1 (hotels and similar accommodation), 55.2 (holiday and other short - stay accommodation), 55.3 (camps and camping grounds), 55.9 (other includes unclassified accommodation), health institutions for their facilities in which persons stay for medical rehabilitation (costs are on persons themselves), business entities and parts thereof engaged in tourist stay in rural households, houses, camps, apartments and rooms directly rented by private persons/households. Survey covers the entire territory of Bosnia and Herzegovina.

Source and methods of data collection

Data on turnover of tourists (number of tourist arrivals and tourist nights) are collected from regular monthly report (TU-11 form). Reports are usually made on the basis of reception records in guest books, entities and their parts engaged in organising and arranging of tourists.

Data revision

Regular press releases on tourism are published in monthly dynamics and contain preliminary / first results until the final data are published.

The first regular revision of data implies that, when publishing data for the next month, the published data from the previous month (t-1) are revised in accordance with the information submitted by the reporting unit. The second regular revision of previously published data is the annual revision, which includes all changes in the data submitted after the first revision, in order to ensure the accuracy of the published data.

The press release clearly indicates what the data are, so that users of the statistics can interpret them correctly. If new statistical standards and concepts are introduced, changes in the research methodology are made, it is necessary to revise the data to ensure the consistency and comparability of data from previous historical series and new data series. Users will be informed about changes in data and reasons in an appropriate and transparent manner, in regular monthly press releases and other publications for the public, as well as on the website of the BiH Agency for Statistics (www.bhas.gov.ba).

Definitions

Tourism means the activity of visitors taking a trip to a main destination outside their usual environment for less than a year, for leisure, business or other personal purpose other than to be employed by a resident entity in the place visited.

Tourist is every person who, outside his place of permanent residence, spends one night in a hotel or some other accommodation facility for reasons of rest, recreation, health, study, sport, religion, family, business, public tasks or meeting. Tourist is registered in every place or establishment where he stays and, therefore, in case of change of place or establishment, he must register again, which results in data ambiguity. Consequently, the statistics registers the number of tourist arrivals, not the number of tourists.

Residence is a place where a person came with the intention of permanent stay. Tourist is registered in every place or establishment where he stays and, therefore, in case he/she changes the place or establishment, he/she must register again, which results in data ambiguity. Consequently, the statistics register the number of tourist arrivals and not the number of tourists.

Domestic tourist is a person with permanent residence in the BiH who spends at least one night in a hotel or some other accommodation establishment outside their place or residence.

Foreign tourist is every person with permanent residence outside in BiH who temporarily resides in BiH and who spends at least one night in a hotel or some other accommodation establishment.

Tourist arrivals refer to the number of persons (tourists) who arrived and registered their stay in an accommodation establishment.

Tourist nights refer to every registered overnight stay of a person (tourist) in an accommodation establishment.

Accommodation capacities are presented as the number of rooms, apartments and camping sites, and the number of permanent beds.

Permanent beds are those that are regularly ready-made for renting to guests.

Occupancy rate of permanent beds (net) in the reference period is obtained by dividing the total number of nights by the number of beds on offer and the number of days when the beds are actually available for use during the reference period. The data are expressed as a percentage.

Organization of tourist arrivals represent the way of organising touristic arrangements. Depending on the way of organising, touristic arrangement can be individual or organised (travel agency).

Symbols

- no occurrence

0,0 value not zero but less than 0,05 unit of measure use

Published by the Agency for Statistics of the Bosnia and Herzegovina, 71000 Sarajevo, Zelenih beretki 26

Phone: +387 (33) 911 911 | Telefax: +387 (33) 220 622

E-mail: bhas@bhas.gov.ba | Web site: www.bhas.gov.ba

Responsible persons:

Velimir Jukić, Assistant Director of Economic Statistics

Vesna Čužić, Director

Prepared by: Azra Bander Demirović



Please consider the environment before printing this document.