



FIRST RELEASE



You are required to specify a data source when allowed in your product or application.

YEAR XIV

SARAJEVO, 03/12/2021

NUMBER 10

ECONOMIC STATISTICS Tourism, October 2021

In October 2021 tourists realised 93 573 tourist arrivals in Bosnia and Herzegovina which represent the decrease by 10.1% as compared to September 2021 and increase by 113.8% as compared to October 2020. Tourists realised 205 708 tourist nights which represent the decrease by 13.2% as compared to September 2021 and increase by 98.8% as compared to October 2020. Domestic tourists share of total number of overnight stays was 42.0% and foreign tourists share was 58.0%.

The number of domestic tourist nights increased by 14.5% as compared to September 2021 and increased by 21.5% as compared to October 2020. Foreign tourist nights decreased by 12.1% as compared to September 2021 and increased by 268.1% as compared to September 2020.

Concerning the structure of foreign tourist nights in October 2021, the most of them (57,2%) were realised by tourists from: Croatia (13.6%), Serbia (10.3%), Saudi Arabia (8.6%), Slovenia (6.5%), Turkey (6.4%), Germany (6.1%) and United Arab Emirates(5.7%). Tourists from other countries realised 42.8% of tourist nights.

Regarding the average detention of foreign tourist stays in our country on the first place comes: China with average stay by 4.1 nights, Cyprus 3.9 nights, Island with 3.8 nights, India with 3,7 nights and Finland and Kuwait by with 3.5 nights.

Available rooms, apartments and camping sites for tourists in Bosnia and Herzegovina in October 2021 amounted to 18 023 which is 19.1% increase compared to October 2020. Number of available beds was 39 072 beds, which is increase by 20.3%, compared to the same month of 2020.

In October 2021, in the activity - Hotels and similar accommodation, number of rooms and apartments available to tourists amounted to 16 507, which is an increase of 19.3% compared to October 2020., and number of available beds amounted to 34 267 which is an increase of 20.6%, compared to the same month of the previous year.

Net occupancy rate of rooms was 23.0% and permanent beds it was 18.1% in October 2021, while in October 2020, net occupancy rate of rooms was 14.2% and of permanent beds 11.8%.

According to the type of accommodation facility the highest number of nights was recorded in Hotels and similar accommodation with share of 93.6%

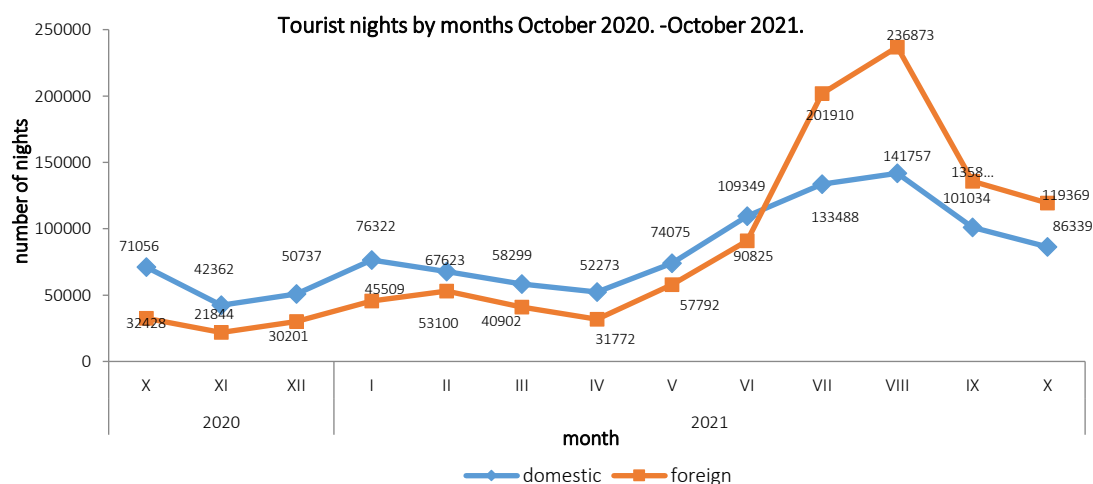
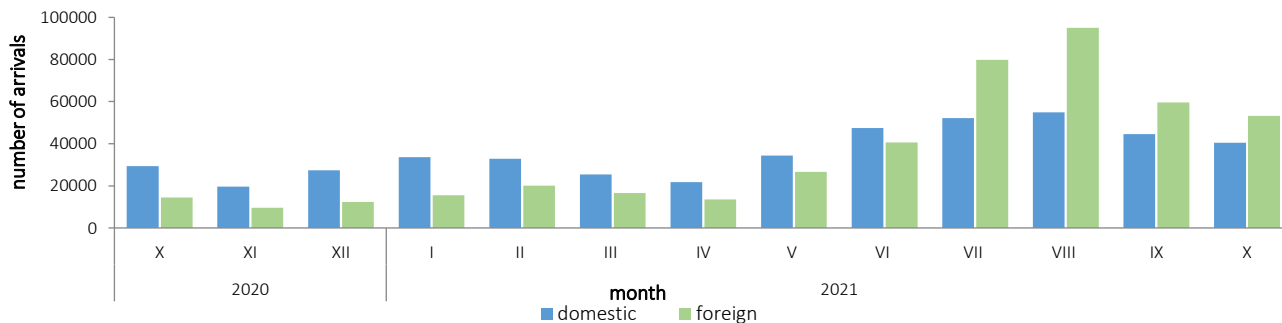


Table 1: Tourist arrivals and nights

	Arrivals					Nights					X 2021	
	X 2020*	IX 2021	X 2021	Indices $\frac{X\ 2021}{IX\ 2021}$	Indices $\frac{X\ 2021}{X\ 2020}$	X 2020*	IX 2021	X 2021	Indices $\frac{X\ 2021}{IX\ 2021}$	Indices $\frac{X\ 2021}{X\ 2020}$	Structure of nights %	Average number of nights by arrivals
Total	43.763	104.079	93.573	89,9	213,8	103.484	236.876	205.708	86,8	198,8	100,00	2,2
Domestic tourist	29.357	44.544	40.396	90,7	137,6	71.056	101.034	86.339	85,5	121,5	42,0	2,1
Foreign tourist	14.406	59.535	53.177	89,3	369,1	32.428	135.842	119.369	87,9	368,1	58,0	2,2

*final data

Tourist arrivals by months October 2020. - October 2021.

Table2: Foreign tourist arrivals and nights, by country of residence

	Arrivals					Nights					X 2021	
	X 2020*	IX 2021	X 2021	Indices $\frac{X\ 2021}{IX\ 2021}$	Indices 1) $\frac{X\ 2021}{X\ 2020}$	X 2020*	IX 2021	X 2021	Indices 1) $\frac{X\ 2021}{IX\ 2021}$	Indices 1) $\frac{X\ 2021}{X\ 2020}$	Structure of nights %	Average number of nights by arrivals
Total Foreign tourist	14.406	59.535	53.177	89,3	369,1	32.428	135.842	119.369	87,9	368,1	100,0	2,2
Albania	87	175	269	153,7	309,2	144	443	507	114,4	352,1	0,4	1,9
Austria	386	1.774	1.821	102,6	471,8	822	3.314	3.505	105,8	426,4	2,9	1,9
Belgium	9	640	479	74,8	900,9	13	1.495	1.250	83,6	900,9	1,0	2,6
Bulgaria	46	270	198	73,3	430,4	128	596	428	71,8	334,4	0,4	2,2
Montenegro	494	1.246	1.479	118,7	299,4	842	2.550	3.095	121,4	367,6	2,6	2,1
Czech Republic	74	633	418	66,0	564,9	143	1.287	929	72,2	649,7	0,8	2,2
Denmark	27	433	419	96,8	900,9	50	1.250	946	75,7	900,9	0,8	2,3
Estonia	-	109	52	47,7	-	-	134	123	91,8	-	0,1	2,4
Finland	5	81	137	169,1	900,9	26	339	478	141,0	900,9	0,4	3,5
France	154	1.635	1.030	63,0	668,8	323	5.131	2.332	45,4	722,0	2,0	2,3
Greece	32	136	408	300,0	900,9	115	251	1.138	453,4	900,9	1,0	2,8
Netherlands	164	1.450	1.149	79,2	700,6	353	3.667	3.125	85,2	885,3	2,6	2,7
Croatia	2.710	5.764	7.088	123,0	261,5	5.497	11.389	16.228	142,5	295,2	13,6	2,3
Ireland	8	187	93	49,7	900,9	17	440	238	54,1	900,9	0,2	2,6
Iceland	-	10	6	60,0	-	-	23	23	100,0	-	0,0	3,8
Italy	152	1.351	1.253	92,7	824,3	484	2.897	2.841	98,1	587,0	2,4	2,3
Cyprus	1	20	14	70,0	900,9	1	45	55	122,2	900,9	0,0	3,9
Latvia	4	26	52	200,0	900,9	6	38	92	242,1	900,9	0,1	1,8
Lithuania	3	53	63	118,9	900,9	3	103	183	177,7	900,9	0,2	2,9
Luxembourg	13	48	54	112,5	415,4	32	90	138	153,3	431,3	0,1	2,6
Hungary	48	1.118	668	59,7	900,9	246	1.993	1.464	73,5	595,1	1,2	2,2
Malta	-	2	11	550,0	-	-	2	30	900,9	-	0,0	2,7

(continued on next page)

(next)

	Arrivals					Nights					X 2021	
	X 2020*	IX 2021	X 2021	Indices X 2021 IX 2021	Indices 1) X 2021 X 2020	X 2020*	IX 2021	X 2021	Indices X 2021 IX 2021	Indices 1) X 2021 X 2020	Structure of nights %	Average number of nights by arrivals
Norway	29	174	232	133,3	800,0	88	348	581	167,0	660,2	0,5	2,5
Germany	358	3.763	3.393	90,2	947,8	919	8.983	7.233	80,5	787,1	6,1	2,1
Poland	41	2.122	671	31,6	900,9	208	3.630	1.782	49,1	856,7	1,5	2,7
Portugal	16	111	124	111,7	775,0	38	162	226	139,5	594,7	0,2	1,8
Romania	30	442	212	48,0	706,7	83	838	506	60,4	609,6	0,4	2,4
Russian Federation	57	442	526	119,0	922,8	138	925	1.031	111,5	747,1	0,9	2,0
North Macedonia	96	481	502	104,4	522,9	322	917	1.044	113,8	324,2	0,9	2,1
Slovakia	17	296	199	67,2	900,9	56	562	482	85,8	860,7	0,4	2,4
Slovenia	314	2.359	4.056	171,9	900,9	642	3.939	7.779	197,5	900,9	6,5	1,9
Serbia	4.266	8.236	6.704	81,4	157,1	8.326	15.239	12.252	80,4	147,2	10,3	1,8
Spain	39	505	615	121,8	900,9	75	973	897	92,2	900,9	0,8	1,5
Switzerland (including Liechtenstein)	71	683	885	129,6	900,9	255	1.409	1.857	131,8	728,2	1,6	2,1
Sweden	131	850	745	87,6	568,7	356	2.020	1.682	83,3	472,5	1,4	2,3
Turkey	580	3.748	3.745	99,9	645,7	1.432	7.269	7.670	105,5	535,6	6,4	2,0
United Kingdom	207	682	693	101,6	334,8	520	2.265	1.489	65,7	286,3	1,2	2,1
Ukraine	14	201	75	37,3	535,7	26	348	144	41,4	553,8	0,1	1,9
Other European countries	61	116	86	74,1	141,0	107	225	229	101,8	214,0	0,2	2,7
Egypt	6	58	64	110,3	900,9	18	146	169	115,8	938,9	0,1	2,6
South Africa	2	20	21	105,0	900,9	2	27	34	125,9	900,9	0,0	1,6
Other African countries	56	151	124	82,1	221,4	68	432	340	78,7	500,0	0,3	2,7
Canada	28	248	215	86,7	767,9	51	573	587	102,4	900,9	0,5	2,7
USA	389	2.134	1.556	72,9	400,0	646	4.467	3.291	73,7	509,4	2,8	2,1
Other Northern American countries	5	47	57	121,3	900,9	12	88	75	85,2	625,0	0,1	1,3
Brazil	21	71	35	49,3	166,7	81	135	68	50,4	84,0	0,1	1,9
Other Southern and Central American countries	21	101	153	151,5	728,6	60	243	333	137,0	555,0	0,3	2,2
Bahrain	8	96	162	168,8	900,9	18	216	599	277,3	900,9	0,5	3,7
India	8	11	53	481,8	662,5	82	32	178	556,3	217,1	0,1	3,4
Iran	20	1.096	966	88,1	900,9	23	2.777	2.590	93,3	900,9	2,2	2,7
Israel	3	69	65	94,2	900,9	87	175	174	99,4	200,0	0,1	2,7
Japan	2	15	16	106,7	800,0	2	18	33	183,3	900,9	0,0	2,1
Republic of Korea	52	156	114	73,1	219,2	205	587	355	60,5	173,2	0,3	3,1
Qatar	95	178	193	108,4	203,2	124	703	782	111,2	630,6	0,7	4,1
China	357	2.355	891	37,8	249,6	1.421	8.780	3.101	35,3	218,2	2,6	3,5
Kuwait	7	13	22	169	314,3	80	18	39	216,7	48,8	0,0	1,8
Malaysia	80	1.427	551	38,6	688,8	187	3.605	1.373	38,1	734,2	1,2	2,5
Oman	44	5.533	4.178	75,5	900,9	82	14.771	10.222	69,2	900,9	8,6	2,4
Saudi Arabia	2.253	2.137	2.388	111,7	106,0	5.877	6.517	6.810	104,5	115,9	5,7	2,9
United Arab Emirates	85	455	501	110,1	589,4	202	1.244	1.514	121,7	749,5	1,3	3,0
Other Asian countries	14	63	39	61,9	278,6	32	146	92	63,0	287,5	0,1	2,4
Australia	3	11	22	200,0	733,3	12	29	36	124,1	300	0,0	1,6
New Zealand	45	2	7	350,0	15,6	87	3	20	666,7	23,0	0,0	2,9
Other countries of Oceania	29	174	232	133,3	800,0	88	348	581	167,0	660,2	0,5	2,5

1) Index higher than 900
*final data

Foreign tourist nights and arrivals, by country of residence, October 2021.

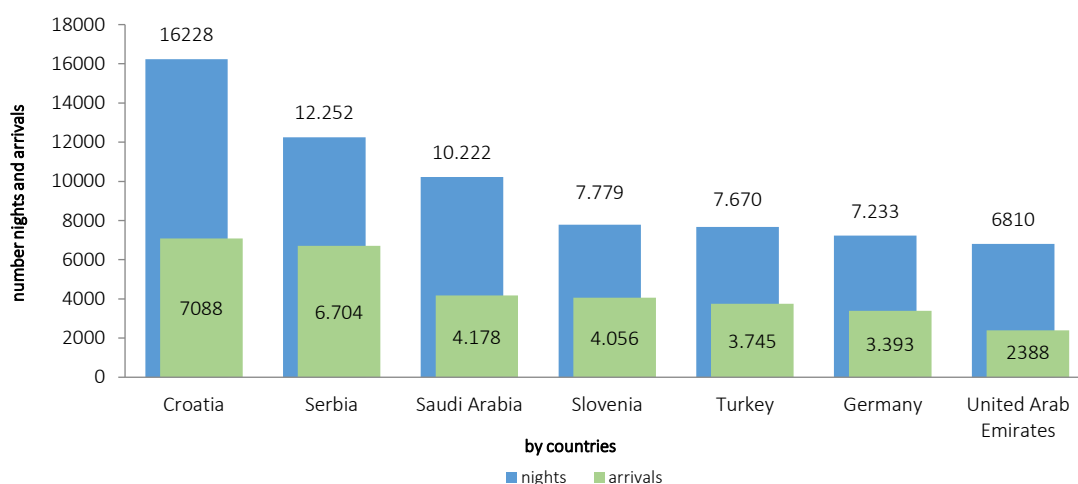


Table 3: Tourist arrivals and nights according to the classification of activities ²⁾

	Arrivals					Nights					X 2021
	X 2020*	IX 2021	X 2021	Indices $\frac{X\ 2021}{IX\ 2021}$	Indices $\frac{X\ 2021}{X\ 2020}$	X 2020*	IX 2021	X 2021	Indices $\frac{X\ 2021}{IX\ 2021}$	Indices $\frac{X\ 2021}{X\ 2020}$	Structure of nights %
Total	43.763	104.079	93.573	89,9	213,8	103.484	236.876	205.708	86,8	198,8	100,0
Hotels and similar accommodation	41.982	99.577	90.495	90,9	215,6	94.003	220.410	192.636	87,4	204,9	93,6
Holiday and other short-stay accommodation	1.126	2.547	2.129	83,6	189,1	2.623	6.389	4.923	77,1	187,7	2,4
Camps and camping grounds	39	1.135	233	20,5	597,4	111	1.711	671	39,2	604,5	0,3
Other accommodation	616	820	716	87,3	116,2	6.747	8.366	7.478	89,4	110,8	3,6
Domestic tourist	29.357	44.544	40.396	90,7	137,6	71.056	101.034	86.339	85,5	121,5	42,0
Hotels and similar accommodation	27.860	41.982	38.470	91,6	138,1	62.498	89.462	76.768	85,8	122,8	37,3
Holiday and other short-stay accommodation	887	1.361	1.222	89,8	137,8	1.950	3.035	2.268	74,7	116,3	1,1
Camps and camping grounds	15	412	25	6,1	166,7	24	517	140	27,1	583,3	0,1
Other accommodation	595	789	679	86,1	114,1	6.584	8.020	7.163	89,3	108,8	3,5
Foreign tourist	14.406	59.535	53.177	89,3	369,1	32.428	135.842	119.369	87,9	368,1	58,0
Hotels and similar accommodation	14.122	57.595	52.025	90,3	368,4	31.505	130.948	115.868	88,5	367,8	56,3
Holiday and other short-stay accommodation	239	1.186	907	76,5	379,5	673	3.354	2.655	79,2	394,5	1,3
Camps and camping grounds	24	723	208	28,8	866,7	87	1.194	531	44,5	610,3	0,3
Other accommodation	21	31	37	119,4	176,2	163	346	315	91,0	193,3	0,2

²⁾The Classification of Economic Activities of BiH 2010

*final data

Table 4: Tourist arrivals and nights, by organisation of tourist arrivals

	Individual arrangement						Organised trip					
	Arrivals tourist			Nights tourist			Arrivals tourist			Nights tourist		
	X 2020*	X 2021	Indices $\frac{X 2021}{X 2020}$	X 2020*	X 2021	Indices $\frac{X 2021}{X 2020}$	X 2020*	X 2021	Indices $\frac{X 2021}{X 2020}$	X 2020*	X 2021	Indices $\frac{X 2021}{X 2020}$
Total	39.048	77.917	199,5	91.779	169.568	184,8	4.715	15.656	332,0	11.705	36.140	308,8
Domestic tourist	25.830	34.654	134,2	62.482	74.511	119,3	3.527	5.742	162,8	8.574	11.828	138,0
Foreign tourist	13.218	43.263	327,3	29.297	95.057	324,5	1.188	9.914	834,5	3.131	24.312	776,5

*final data

Methodology

The purpose of the statistical survey

The purpose of the statistical survey is to monitor the tourist activity realised in commercial accommodation establishments and to provide internationally comparable BiH's statistics of tourism in accordance with current EU Regulations for the tourism statistics.

Observation units

Observation units are all business entities /legal units which are, by the main activity, registered in accommodation activity (division 55 - KD BiH 2010), persons as well as households that rent accommodation establishments to tourists. For the purpose of the survey, Classification of Activities in Bosnia and Herzegovina - KD BiH 2010 was used, and it is fully compliant with the European Classification of Economic Activities - NACE Rev. 2.

Coverage

Reporting units are all business entities (enterprises, entrepreneurs, institutions, associations etc.) and parts thereof engaged in providing accommodation servi in tourism registered according to the CA BiH 2010 under section : 55.1 (hotels and similar accommodation), 55.2 (holiday and other short - stay accommodation), 55.3 (camps and camping grounds), 55.9 (other includes uncategoryed accommodation), health institutions for their facilities in which persons stay for medical rehabilitation (costs are on persons themselves), business entities and parts thereof engaged in tourist stay in rural households, houses, camps, apartments and rooms directly rented by private persons/households. Survey covers the entire territory of Bosnia and Herzegovina.

Source and methods of data collection

Data on turnover of tourists (number of tourist arrivals and tourist nights) are collected from regular monthly report (TU-11 form). Reports are usually made on the basis of reception records in guest books, entities and their parts engaged in organising and arranging of tourists.

Data revision

Regular press releases on tourism are published in monthly dynamics and contain preliminary / first results until the final data are published.

The first regular revision of data implies that, when publishing data for the next month, the published data from the previous month (t-1) are revised in accordance with the information submitted by the reporting unit. The second regular revision of previously published data is the annual revision, which includes all changes in the data submitted after the first revision, in order to ensure the accuracy of the published data.

The press release clearly indicates what the data are, so that users of the statistics can interpret them correctly. If new statistical standards and concepts are introduced, changes in the research methodology are made, it is necessary to revise the data to ensure the consistency and comparability of data from previous historical series and new data series. Users will be informed about changes in data and reasons in an appropriate and transparent manner, in regular monthly press releases and other publications for the public, as well as on the website of the BiH Agency for Statistics (www.bhas.gov.ba).

Definitions

Tourism means the activity of visitors taking a trip to a main destination outside their usual environment for less than a year, for leisure, business or other personal purpose other than to be employed by a resident entity in the place visited.

Tourist is every person who, outside his place of permanent residence, spends one night in a hotel or some other accommodation facility for reasons of rest, recreation, health, study, sport, religion, family, business, public tasks or meeting. Tourist is registered in every place or establishment where he stays and, therefore, in case of change of place or establishment, he must register again, which results in data ambiguity. Consequently, the statistics registers the number of tourist arrivals, not the number of tourists.

Residence is a place where a person came with the intention of permanent stay. Tourist is registered in every place or establishment where he stays and, therefore, in case he/she changes the place or establishment, he/she must register again, which results in data ambiguity. Consequently, the statistics register the number of tourist arrivals and not the number of tourists.

Domestic tourist is a person with permanent residence in the BiH who spends at least one night in a hotel or same other

Accommodation establishment
Outside their place or residence.

Foreign tourist is every person with permanent residence outside in BiH who temporarily resides in BiH and who spends at least one night in a hotel or same other accommodation establishment.

Tourist arrivals refer to the number of persons (tourists) who arrived and registered their stay in an accommodation establishment.

Tourist nights refer to every registered overnight stay of a person (tourist) in an accommodation establishment.

Accommodation capacities are presented as the number of rooms, apartments and camping sites, and the number of permanent beds.

Permanent beds are those that are regularly ready-made for renting to guests.

Occupancy rate of permanent beds (net) in the reference period is obtained by dividing the total number of nights by the number of beds on offer and the number of days when the beds are actually available for use during the reference period. The data are expressed as a percentage.

Organization of tourist arrivals represent the way of organising touristic arrangements. Depending on the way of organising, touristic arrangement can be individual or organised (travel agencies).

Symbols

- no occurrence

0,0 value not zero but less than 0,05 unit of measure use

Published by the Agency for Statistics of the Bosnia and Herzegovina, 71000 Sarajevo, Zelenih beretki 26

Phone: +387 (33) 911 911 | Telefax: +387 (33) 220 622

E-mail: bhas@bhas.gov.ba | Web site: www.bhas.gov.ba

Responsible persons:

Velimir Jukić, Assistant Director of Economic Statistics

Vesna Čužić, Director

Prepared by: Azra Bander Demirović



Please consider the environment before printing this document.