



# FIRST RELEASE



You are required to specify a data source when allowed in your product or application.

YEAR XV

SARAJEVO, 04/05/2021

NUMBER 02

## BUSINESS STATISTICS

### Tourism, cumulative January – March 2021

In the period from January – March 2021 tourists realised 144 116 tourists arrivals which represent the decrease by 19.9 and 341 755 overnight stays which is decrease by 20.5% as compared to the same period of 2020.

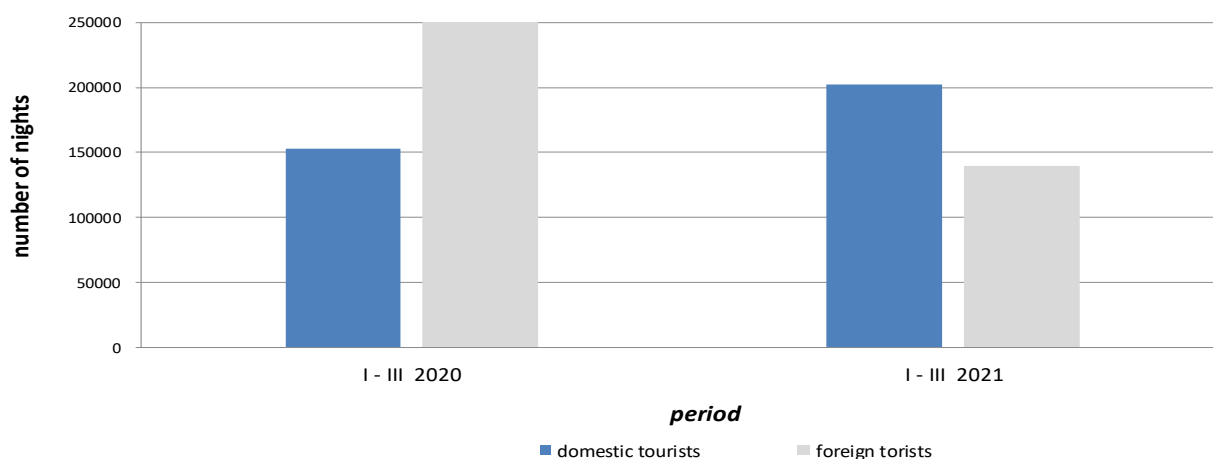
The number of domestic tourist nights increase by 32.5% and number of foreign tourist nights decrease by 49.7% as compared to the same period of 2020. Domestic tourist's share of total number of overnight stays was 59.2% and foreign tourists share was 40.8%.

Concerning the structure of foreign tourist nights, most of them (83.1%) were realised by tourists from Serbia (33.6%), Croatia (19.6%), United Arab Emirates (8.7%), Montenegro (6.1%), Slovenia (5.1%), Turkey (3.2%), Germany (2.7%), Austria (2.1%) and United States of America (2.0%). Tourists from other countries realised 16.9% of tourist nights.

Regarding the average detention of foreign tourist stays, on the first place comes Finland with average stay of 11.2 nights, Iran with 6.2 nights, Portugal with 5.0 nights, Canada with 4.7 nights, Greece with 4.6 nights, Kuwait with 4.3 nights and Hungary and Malaysia each by 4.1 nights.

According to the type of accommodation facility the highest number of nights was recorded in Hotels and similar accommodation with share of 94.0%.

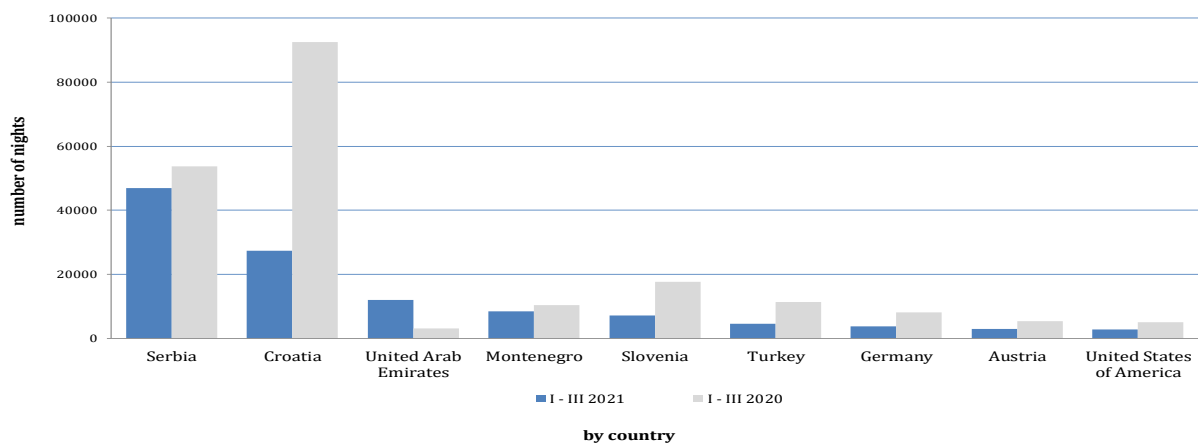
**Tourists nights, January - March 2020. and 2021.**



**Table1 : Tourist arrivals and nights**

	ARRIVALS			NIGHTS			I - III 2021	
	I - III 2020 *	I - III 2021	Indices $\frac{I - III 2021}{I - III 2020}$	I - III 2020 *	I - III 2021	Indices $\frac{I - III 2021}{I - III 2020}$	Structure of nights %	Average number of nights by arrivals
<b>TOTAL</b>	<b>179 860</b>	<b>144 116</b>	<b>80.1</b>	<b>430 103</b>	<b>341 755</b>	<b>79.5</b>	<b>100,0</b>	<b>2,4</b>
Domestic tourist	71 198	91 855	129.0	152 614	202 244	132.5	59.2	2,2
Foreign tourist	108 662	52 261	48.1	277 489	139 511	50.3	40.8	2,7

\*) final data

**Foreign tourist nights by country of residence, January - March 2020. and 2021.**

**Table 2 : Foreign tourist arrivals and nights by country of residence**

	ARRIVALS			NIGHTS			I - III 2021	
	I - III 2020 *	I - III 2021	Indices $\frac{I - III 2021}{I - III 2020}$	I - III 2020 *	I - III 2021	Indices $\frac{I - III 2021}{I - III 2020}$	Structure of nights %	Average number of nights by arrivals
<b>TOTAL</b>	<b>108 662</b>	<b>52 261</b>	<b>48.1</b>	<b>277 489</b>	<b>139 511</b>	<b>50.3</b>	<b>100.0</b>	<b>2,7</b>
Albania	836	199	23,8	1 445	295	20,4	0,2	1,5
Austria	2 608	1 296	49,7	5 443	2 936	53,9	2,1	2,3
Belgium	443	169	38,1	1 011	332	32,8	0,2	2,0
Bulgaria	634	136	21,5	1 127	441	39,1	0,3	3,2
Montenegro	4 035	3 255	80,7	10 338	8 476	82,0	6,1	2,6
Czech Republic	694	245	35,3	1 081	645	59,7	0,5	2,6
Denmark	358	80	22,3	1 061	198	18,7	0,1	2,5
Estonia	32	29	90,6	62	51	82,3	0,0	1,8
Finland	121	34	28,1	299	380	127,1	0,3	11,2
France	828	538	65,0	1 980	1 278	64,5	0,9	2,4
Greece	364	93	25,5	772	425	55,1	0,3	4,6
Netherlands	1 274	340	26,7	2 849	853	29,9	0,6	2,5
Croatia	31 141	9 936	31,9	92 511	27 369	29,6	19,6	2,8
Ireland	279	23	8,2	681	55	8,1	0,0	2,4
Iceland	18	9	50,0	34	10	29,4	0,0	1,1

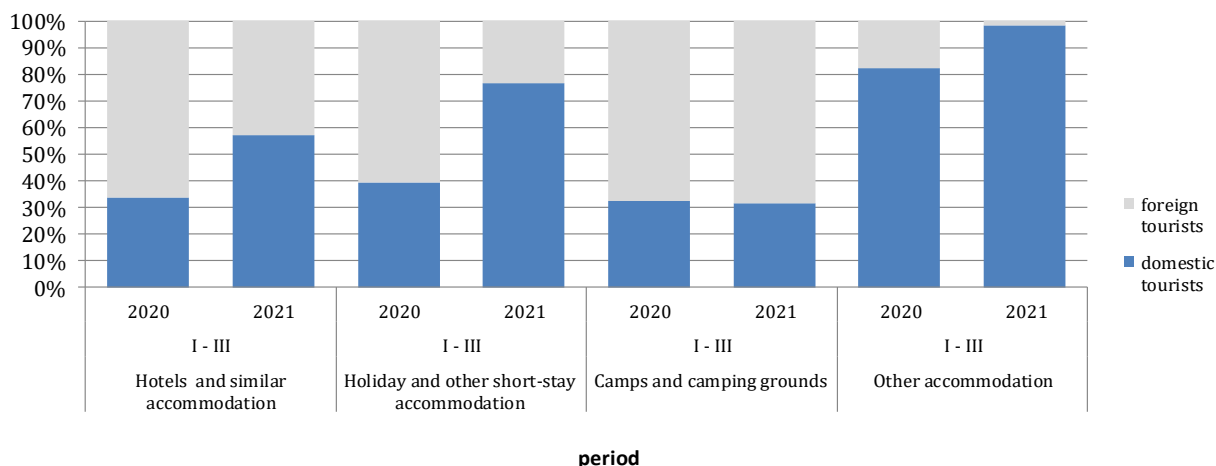
(continued on next page)

(continued )

	ARRIVALS			NIGHTS			I - III 2021	
	I - III 2020 *	I - III 2021	Indices I - III 2021 I - III 2020	I - III 2020 *	I - III 2021	Indices I - III 2021 I - III 2020	Structure of nights %	Average number of nights by arrivals
Italy	2 427	968	39.9	5 485	2 561	46.7	1,8	2,6
Cyprus	51	31	60.8	209	112	53.6	0.1	3,6
Latvia	26	7	26,9	69	20	29,0	0.0	2,9
Lithuania	49	22	44.9	120	42	35.0	0.0	1,9
Luxembourg	106	129	121.7	252	327	129.8	0.2	2,5
Hungary	981	215	21,9	2 329	878	37.7	0.6	4,1
Malta	12	1	8,3	41	4	9,8	0.0	4.0
Norway	285	38	13,3	679	139	20,5	0.1	3,7
Germany	3 446	1 502	43.6	8 101	3 781	46.7	2,7	2,5
Poland	557	176	31.6	1 303	497	38.1	0.4	2,8
Portugal	102	32	31.4	246	161	65.4	0.1	5.0
Romania	393	196	49.9	1 249	668	53.5	0.5	3,4
Russian Federation	880	331	34.6	2 093	711	34.0	0.5	2,1
Northern Macedonia	1 657	530	32.0	3 664	1 485	40.5	1,1	2,8
Slovakia	304	135	44.4	743	328	44.1	0.2	2,4
Slovenia	7 529	2 746	36.5	17 584	7 093	40.3	5,1	2,6
Serbia	19 250	16 978	88.2	53 643	46 905	87.4	33.6	2,8
Spain	462	90	19,5	1 071	185	17,3	0.1	2,1
Switzerland (including Liechtenstein)	1 045	798	76.4	2 757	2 156	78.2	1,5	2,7
Sweden	1 091	313	28,7	2 422	772	31.9	0.6	2,5
Turkey	5 202	2 136	41.1	11 305	4 522	40.0	3,2	2,1
United Kingdom	1 110	277	25,0	2 781	730	26,2	0.5	2,6
Ukraine	165	76	46.1	468	117	25,0	0.1	1,5
Other European countries	242	91	37.6	621	212	34.1	0.2	2,3
Egypt	162	77	47.5	489	218	44.6	0.2	2,8
South Africa	26	11	42.3	150	22	14,7	0.0	2.0
Other African countries	290	198	68.3	1 368	385	28,1	0.3	1,9
Canada	288	75	26,0	651	351	53.9	0.3	4,7
United States of America	2 585	1 264	48.9	5 113	2 828	55.3	2,0	2,2
Other Northern American countries	40	37	92.5	180	54	30.0	0.0	1,5
Brazil	224	48	21,4	466	172	36.9	0.1	3,6
Other Southern and Central American countries	245	133	54.3	719	473	65.8	0.3	3,6
Bahrain	343	218	63.6	919	576	62.7	0.4	2,6
India	129	44	34.1	286	139	48.6	0.1	3,2
Iran	61	15	24,6	787	93	11,8	0.1	6,2
Israel	153	36	23,5	406	106	26,1	0.1	2,9
Japan	409	27	6,6	868	46	5,3	0.0	1,7
Republic of Korea	1 525	2	0.1	1 625	8	0.5	0.0	4.0
Qatar	258	135	52.3	692	493	71.2	0.4	3,7
China	4 150	130	3,1	6 645	424	6,4	0.3	3,3
Kuwait	569	190	33.4	2 485	811	32.6	0.6	4,3
Malaysia	830	14	1,7	1 234	58	4,7	0.0	4,1
Oman	408	160	39.2	1 018	404	39.7	0.3	2,5
Saudi Arabia	1 382	112	8,1	3 713	194	5,2	0.1	1,7
United Arab Emirates	988	4 702	475.9	3 030	12 069	398.3	8,7	2,6
Other Asian countries	2 116	364	17,2	3 582	1 195	33.4	0.9	3,3
Australia	357	61	17,1	999	213	21,3	0.2	3,5
New Zealand	43	4	9,3	88	8	9,1	0.0	2.0
Other countries of Oceania	44	4	9,1	47	21	44.7	0.0	5,3

\*) final data

**Structure of tourists nights according to the classification of activity 1),  
January - March 2020. and 2021.**



**Table 3 : Tourist arrivals and nights according to the classification of activities 1)**

	ARRIVALS			NIGHTS			I - III 2021
	I - III 2020 *	I - III 2021	Indices $\frac{I - III 2021}{I - III 2020}$	I - III 2020 *	I - III 2021	Indices $\frac{I - III 2021}{I - III 2020}$	Structure of nights %
<b>TOTAL</b>	<b>179 860</b>	<b>144 116</b>	<b>80.1</b>	<b>430 103</b>	<b>341 755</b>	<b>79.5</b>	<b>100.0</b>
Hotels and similar accommodation	171 868	139 563	81.2	400 237	321 275	80.3	94.0
Holiday and other short-stay accommodation	6 095	3 496	57.4	13 084	8 306	63.5	2,4
Camps and camping grounds	250	80	32.0	648	179	27,6	0.1
Other accommodation	1 647	977	59.3	16 134	11 995	74.3	3,5
<b>Domestic tourists</b>	<b>71 198</b>	<b>91 855</b>	<b>129.0</b>	<b>152 614</b>	<b>202 244</b>	<b>132.5</b>	<b>59.2</b>
Hotels and similar accommodation	66 698	87 826	131.7	134 027	184 003	137.3	53.8
Holiday and other short-stay accommodation	3 054	3 048	99.8	5 132	6 371	124.1	1,9
Camps and camping grounds	81	36	44.4	209	56	26,8	0.0
Other accommodation	1 365	945	69.2	13 246	11 814	89.2	3,5
<b>Foreign tourist</b>	<b>108 662</b>	<b>52 261</b>	<b>48.1</b>	<b>277 489</b>	<b>139 511</b>	<b>50.3</b>	<b>40,8</b>
Hotels and similar accommodation	105 170	51 737	49.2	266 210	137 272	51.6	40.2
Holiday and other short-stay accommodation	3 041	448	14,7	7 952	1 935	24,3	0.6
Camps and camping grounds	169	44	26.0	439	123	28,0	0.0
Ostali smještaj	282	32	11,3	2 888	181	6,3	0.1

1) The Classification of Economic Activities of BiH 2010

\*) final data

## NOTES ON METHODOLOGY

### The purpose of the statistical survey

The purpose of the statistical survey is to monitor the tourist activity realised in commercial accommodation establishments and to provide internationally comparable BiH's statistics of tourism in accordance with current EU standards for the tourism statistics.

### Observation units

Observation units are all business entities /legal units which are, by the main activity, registered in accommodation activity (division 55 - KD BiH 2010), persons as well as households that rent accommodation establishments to tourists. For the purpose of the survey, Classification of Activities in Bosnia and Herzegovina - KD BiH 2010 was used, and it is fully compliant with the European Classification of Economic Activities - NACE Rev. 2.

### Coverage

Reporting units are all business entities (enterprises, entrepreneurs, institutions, associations etc.) and parts thereof engaged in providing accommodation services in tourism registered according to the CA BiH 2010 under section : 55.1 (hotels and similar accommodation), 55.2 (holiday and other short - stay accommodation), 55.3 (camps and camping grounds), 55.9 (other accommodation), health institutions for their facilities in which persons stay for medical rehabilitation (costs are on persons themselves), business entities and parts thereof engaged in tourist stay in rural households, houses, camps, apartments and rooms directly rented by private persons/households. Survey covers the entire territory of Bosnia and Herzegovina.

### Source and methods of data collection

Data on turnover of tourists (number of tourist arrivals and tourist nights) are collected from regular monthly report (TU-11 form). Reports are usually made on the basis of reception records in guest books, entities and their parts engaged in organising and arranging of tourists.

### Definitions

**Tourism** means the activity of visitors taking a trip to a main destination outside their usual environment for less than a year, for leisure, business or other personal purpose other than to be employed by a resident entity in the place visited.

**Tourist** is every person who, outside his place of permanent residence, spends one night in a hotel or some other accommodation facility for reasons of rest, recreation, health, study, sport, religion, family, business, public tasks or meeting.

**Residence** is a place where a person came with the intention of permanent stay. Tourist is registered in every place or establishment where he stays and, therefore, in case he/she changes the place or establishment, he/she must register again, which results in data ambiguity. Consequently, the statistics register the number of tourist arrivals and not the number of tourists.

**Domestic tourist** is a person with permanent residence in the BiH who spends at least one night in a hotel or same other accommodation establishment outside their place or residence.

**Foreign tourist** is every person with permanent residence outside in BiH who temporarily resides in BiH and who spends at least one night in a hotel or same other accommodation establishment.

### Symbols

- no occurrence

0,0 value not zero but less than 0,05 unit of measure use

Published by the Agency for Statistics of the Bosnia and Herzegovina, 71000 Sarajevo, Zelenih beretki 26

Phone: +387 (33) 911 911 | Telefax: +387 (33) 220 622

E-mail: [bhas@bhas.gov.ba](mailto:bhas@bhas.gov.ba) | Web site: [www.bhas.gov.ba](http://www.bhas.gov.ba)

Responsible persons:

Velimir Jukić, Assistant Director of Business Statistics

Vesna Čužić, Director

Prepared by: Alen Bajramović and Jasmina Omić



Please consider the environment before printing this document.