



FIRST RELEASE



You are required to specify a data source when allowed in your product or application.

YEAR VIII

SARAJEVO, 30/06/2022

NUMBER 1

TRANSPORT

Road cross-border traffic of freight motor vehicles and goods¹ First quarter 2022

The total border traffic at the entrance to Bosnia and Herzegovina in the first quarter of 2022 amounted to slightly more than 51 thousand freight motor vehicles. The number of freight motor vehicles at the entrance during the first quarter of 2022 is higher by 9.2% compared to the same period last year. Domestic vehicles increased by 7.1%, while foreign vehicles increased by 12.8%.

In the structure of road border traffic at the entrance, domestic freight motor vehicles participate with 61.4% and foreign freight motor vehicles with 38.6%.

The largest number of vehicles in BiH entered through border crossings with Croatia 59.7%, followed by border crossings with Serbia 24.9% and Montenegro 15.4%.

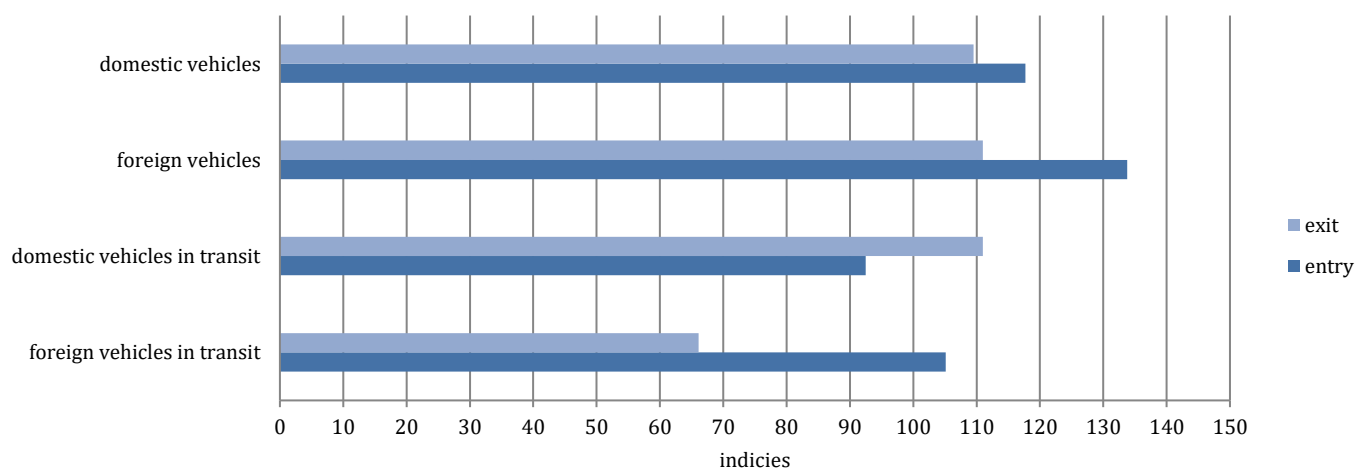
In the first quarter of 2022, 507,840 tons of goods entered, which is 8.5% more than in the first quarter of the previous year.

The output of freight motor vehicles from Bosnia and Herzegovina is higher by 15.4% compared to the same period in 2021. The number of vehicles with domestic registration at the exit is higher by 14.9%, while in the same period the exit of vehicles with foreign registration is higher by 16.8%.

In road cross-border traffic there were in total amount 1,093,627 tons of goods that exit the country in the first quarter of 2022 which is for 7.9% higher than in the first quarter of the previous year.

At the exit, the largest number of trucks was registered through border crossings with Croatia 67.7%, followed by Serbia 28.8% and Montenegro 3.5%.

Graph 1: Road cross-border traffic of freight motor vehicles, 1st quarter 2022/ 1st quarter 2021



¹ Indirect Taxation Authority of BiH

T.1. Road cross- border traffic of freight motor vehicles and goods

Vehicle's registration	Entry			Exit		
	1 st quarter 2021	1 st quarter 2022	Index $\frac{I\ 2022}{I\ 2021}$	1 st quarter 2021	1 st quarter 2022	Index $\frac{I\ 2022}{I\ 2021}$
Freight vehicles TOTAL	46841	51167	109,2	74096	85510	115,4
domestic	29335	31415	107,1	54434	62536	114,9
foreign	17506	19752	112,8	19662	22974	116,8
Freight vehicles Import/export	6360	7801	122,7	41954	46074	109,8
domestic	4394	5170	117,7	32272	35325	109,5
foreign	1966	2631	133,8	9682	10749	111,0
Freight vehicles Transit	6203	6281	101,3	289	293	101,4
domestic	1908	1765	92,5	227	252	111,0
foreign	4295	4516	105,1	62	41	66,1
Empty freight vehicles	34187	37085	108,5	31779	39143	123,2
domestic	22949	24480	106,7	21919	26959	123,0
foreign	11238	12605	112,2	9860	12184	123,6
Goods, '000t	468	508	108,5	1014	1094	107,9
domestic	342	365	106,7	786	847	107,8
foreign	125	143	114,4	229	247	107,9
In freight vehicles Import/export	114	133	116,7	1012	1091	107,8
domestic	86	94	109,3	784	845	107,8
foreign	29	39	134,5	228	246	107,9
In freight vehicles Transit, '000t	354	375	105,9	2	3	150,0
domestic	257	271	105,4	1	2	200,0
foreign	97	104	107,2	1	1	100,0

T.2. Road cross-border traffic of freight motor vehicles by directions, 1st quarter 2022

Vehicle's registration	Entry			Exit		
	Loaded freight motor vehicles	Empty freight vehicles	Goods in freight vehicles, t	Loaded freight motor vehicles	Empty freight vehicles	Goods in freight vehicles, t
TOTAL	14082	37085	507840	46367	39143	1093627
Across Bosnia and Herzegovina- Croatia border	9185	21359	347531	35683	22261	852457
Across Bosnia and Herzegovina- Serbia border	3469	9273	111914	8867	15737	201699
Across Bosnia and Herzegovina- Montenegro border	1428	6453	48395	1817	1145	39471

T.3. Road cross- border traffic of goods in freight motor vehicles, by directions and border crossings

	Goods in freight vehicles, t			
	Entry		Exit	
	1 st quarter 2021	1 st quarter 2022	1 st quarter 2021	1 st quarter 2022
Total	467926	507840	1014414	1093627
Across Bosnia and Herzegovina- Croatia border	331907	347531	822186	852457
Bijača	11880	13180	22615	34577
Brčko	415	583	5	7
Bosanski Brod	66560	75303	99901	88601
Gorica	68399	61637	15097	16566
Gradina	16444	18623	48575	48996
Gradiška	42852	52076	68493	104202
Hukića Brdo	20657	18399	1089	2245
Izačić	12877	11569	41042	41298
Kamensko	64334	70572	72057	79561
Orašje	14562	15120	209628	179469
Šamac	11115	10423	231800	241071
Strmica	1812	1	11884	13662
Doljani	-	-	-	-
Donji Svilaj	-	43	-	2200
Ivanjica	-	2	-	2
Across Bosnia and Herzegovina- Serbia border	93922	111914	168066	201699
Karakaj	14174	13073	83113	112923
Pavlovića Most	8646	20226	16837	17803
Rača	31822	31487	45246	46658
Uvac	1026	735	5372	5567
Vardište	38254	46393	17498	18748
Across Bosnia and Herzegovina- Montenegro border	42096	48395	24162	39471
Deluša	26126	33850	19548	34743
Hum	3	14	16	16
Klobuk	14898	13049	4300	4140
Metaljka	1069	1482	298	572

T.4. Road cross – border traffic of freight motor vehicles, by directions and border crossings at the entrance to BiH

	1 st quarter 2021		1 st quarter 2022	
	Loaded freight vehicles	Empty freight vehicles	Loaded freight vehicles	Empty freight vehicles
Total	12563	34187	14082	37085
Across Bosnia and Herzegovina- Croatia border	8430	21463	9185	21359
Bijača	196	1640	276	1178
Brčko	201	0	274	0
Bosanski Brod	1684	0	1906	0
Gorica	1055	144	783	107
Gradina	442	1630	545	1102
Gradiška	1722	8	2061	61
Hukića Brdo	333	737	378	766
Izačić	277	761	265	846
Kamensko	1729	2354	1899	2387
Orašje	450	7697	467	6604
Šamac	298	6114	296	6103
Strmica	41	228	5	407
Doljani	-	-	-	-
Donji Svilaj	-	-	19	1646
Ivanjica	2	133	11	151
Osoje	-	17	-	1
Across Bosnia and Herzegovina- Serbia border	2952	7368	3469	9273
Karakaj	538	3718	511	3897
Pavlovića Most	332	2502	711	3712
Rača	1203	607	1351	818
Uvac	94	6	105	8
Vardište	785	0	790	0
Bratunac	-	475	-	0
Bratunac- Novi Most	-	-	1	758
Skelani	-	60	-	80
Across Bosnia and Herzegovina- Montenegro border	1181	5356	1428	6453
Deluša	932	4060	1127	4858
Hum	9	115	48	101
Klobuk	202	1096	210	1408
Metaljka	38	85	43	86

T.5.Road cross – border traffic of freight motor vehicles, by directions and border crossings at the exit to BiH

	1 st quarter 2021		1 st quarter 2022	
	Loaded freight vehicles	Empty freight vehicles	Loaded freight vehicles	Empty freight vehicles
Total	42243	31779	46367	39143
Across Bosnia and Herzegovina- Croatia border	33797	16331	35683	22261
Bijača	963	7145	1467	8727
Brčko	10	0	10	0
Bosanski Brod	4280	0	3845	0
Gorica	659	390	758	156
Gradina	2016	894	2033	1130
Gradiška	3116	267	4694	290
Hukića Brdo	156	480	253	450
Izačić	2029	2380	2076	1893
Kamensko	2684	0	3265	0
Orašje	8216	3395	7035	3506
Šamac	9166	1328	9545	871
Strmica	500	16	583	72
Ivanjica	2	18	11	10
Osoje	-	18	-	0
Donji Svilaj	-	-	108	5156
Across Bosnia and Herzegovina- Serbia border	7332	14412	8867	15737
Karakaj	3572	5717	4759	5706
Pavlovića Most	713	3147	879	3698
Rača	2053	5132	2136	5855
Uvac	238	21	256	11
Vardište	756	0	836	0
Bratunac	-	352	-	0
Bratunac- Novi Most	-	-	1	385
Skelani	-	43	-	82
Across Bosnia and Herzegovina- Montenegro border	1114	1036	1817	1145
Deluša	883	682	1516	850
Hum	21	45	49	19
Klobuk	193	295	224	268
Metaljka	17	14	28	8

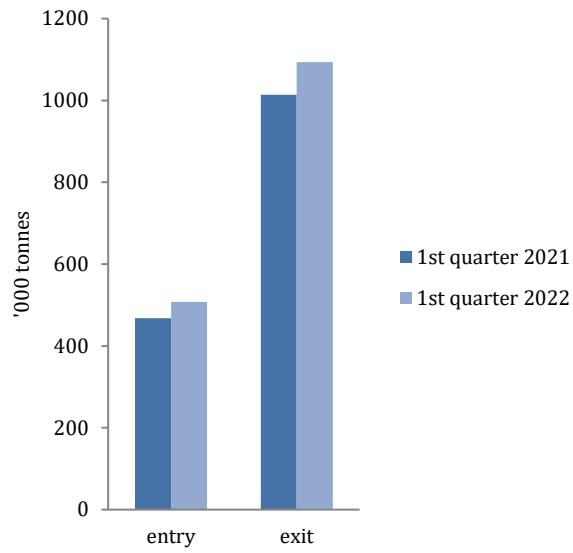
T.6. Road cross-border traffic of goods in freight motor vehicles (entry), by country of registration

Country of registration	1 st quarter 2021		1 st quarter 2022	
	Number of loaded vehicles	Tonnes of goods	Number of loaded vehicles	Tonnes of goods
Total	12563	467926	14082	507840
Bosnia and Herzegovina	6302	342454	6935	364900
Foreign countries	6261	125472	7147	142940
Albania	21	392	19	164
Andorra	5	1	16	49
Austria	183	1394	243	1750
Bahrain	1	26	2	7
Belgium	7	14	19	86
Belarus	15	261	15	283
Bulgaria	117	1651	105	1534
Montenegro	571	15192	866	25388
Czech Republic	53	414	46	695
Denmark	8	12	23	42
Finland	4	6	4	25
France	33	140	76	234
Greece	4	9	0	0
Netherlands	124	457	143	575
Croatia	1321	33538	1135	26306
Iran			31	665
Italy	67	558	58	310
Lithuania	3	14	6	88
Luxembourg	4	13	4	5
Hungary	87	472	87	636
North Macedonia	192	3726	511	12129
Moldova	12	212	10	184
Norway	1	7	15	37
Germany	440	3211	476	3493
Poland	143	1224	149	1496
Romania	41	466	36	403
Russia Federation	27	520	24	460
USA	2	2	8	22
Slovakia	34	565	32	373
Slovenia	637	14820	742	16047
Serbia	1211	29283	1306	27371
Spain	2	3	1	20
Sweden	37	132	61	179
Switzerland	241	915	304	1073
Turkey	337	10565	318	16339
Ukraine	43	888	50	1125
United Kingdom	1	2	2	2
Other countries	232	4367	204	3345

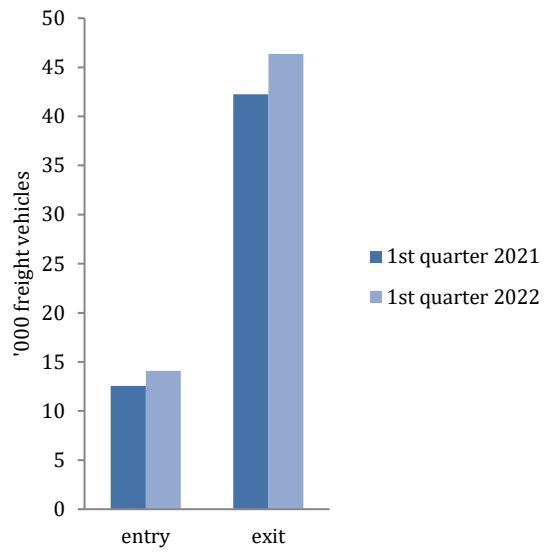
T.7. Road cross-border traffic of goods in freight motor vehicles (exit), by country of registration

Country of registration	1 st quarter 2021		1 st quarter 2022	
	Number of loaded vehicles	Tonnes of goods	Number of loaded vehicles	Tonnes of goods
Total	42243	1014414	46367	1093627
Bosnia and Herzegovina	32499	785579	35577	846524
Foreign countries	9744	228835	10790	247103
Albania	33	789	35	795
Andorra	9	111	12	6
Austria	9	3	11	3
Bahrain	3	41	8	108
Belgium	0	0	0	0
Belarus	1	22	2	41
Bulgaria	67	1325	85	1764
Montenegro	708	17011	1038	24662
Czech Republic	0	0	2	11
Denmark	1	0	0	0
France	1	3	1	2
Greece	9	63	0	0
Netherlands	2	2	0	0
Croatia	4851	116538	4549	108168
Iran	-	-	6	138
Italy	4	1	7	51
Lithuania	19	468	18	443
Luxembourg	0	0	0	0
Hungary	5	52	10	75
North Macedonia	58	1347	84	2074
Moldova	0	0	35	737
Norway	0	0	0	0
Germany	46	104	64	93
Poland	22	259	80	1760
Romania	4	24	2	50
Russia Federation	6	128	6	126
USA	0	0	0	0
Slovakia	10	198	6	115
Slovenia	577	13000	617	12823
Serbia	3100	72932	3883	87995
Spain	-	-	0	0
Sweden	1	2	0	0
Switzerland	4	38	6	7
Turkey	14	196	6	82
Ukraine	8	145	7	144
United Kingdom	-	-	0	0
Other countries	172	4034	210	4830

Graph 2: Road cross-border traffic of freight, entry and exit



Graph 3: Road cross-border traffic of loaded freight motor vehicles, entry and exit



NOTES OF METODOLOGY

Source and methods of data collection

The purpose of the research is to gather information on the work of transfer companies and gather information on the temporary import, temporary export, transit, the number of vehicles at the exit international road transport at the door, international road transport at the exit. Data on cross-border traffic of freight motor vehicles cover all border crossings where there are customs offices. Data for cross-border traffic of freight vehicles and goods Agency for Statistics of BiH has taken from the Indirect Taxation Authority BiH. Data includes all freight road vehicles and goods crossing the border and entering or exiting the Bosnia and Herzegovina. Freight motor vehicles are grouped according to a country of registration and monitored according to the directions of movement and border crossings.

DEFINITION

Border crossing is a place intended for crossing the state border. Border crossings are international, interstate or local ones. They may be road, railway, air, maritime crossings or crossings on inland waterways.

Border crossings for the international traffic are intended for a cross-border traffic of citizens of the Bosnia and Herzegovina and citizens of other countries.

Border crossings for the local traffic are intended for a cross-border traffic of citizens from a certain area of the Bosnia and Herzegovina and a certain area of the neighbouring country according to the international agreement

Goods in entry are goods that entered the customs territory of the Bosnia and Herzegovina, while goods in exit are goods that exited from the customs territory of the Bosnia and Herzegovina.

Freight vehicle is a motor vehicle used for the transport of goods, which is recorded by the Customs Authority in the entry to the customs territory of the Bosnia and Herzegovina or in the exit from the customs territory of Bosnia and Herzegovina

Transit means the transport of goods from the customs territory of one part to another office in the same territory, in accordance with the conditions provided for by national laws and regulations of that country

ABBREVIATIONS

t	tonne
'000 t	'000 tonnes

Published by the Agency for Statistics of the Bosnia and Herzegovina, 71000 Sarajevo, Zelenih beretki 26

Phone: +387 (33) 911 911 | Telefax: +387 (33) 220 622

E-mail: bhas@bhas.gov.ba | Web site: www.bhas.gov.ba

Responsible persons:

Alen Bajramović, Head of Department for Services Statistics

Vesna Čužić, Director

Prepared by: Emina Mehanović



Please consider the environment before printing this document.