



FIRST RELEASE



You are required to specify a data source when allowed in your product or application.

YEAR VIII

SARAJEVO, 30/12/2022

NUMBER 3

TRANSPORT

Road cross-border traffic of freight motor vehicles and goods¹ Third quarter 2022

The total border traffic at the entrance to Bosnia and Herzegovina in the third quarter of 2022 amounted to slightly more than 61.4 thousand freight motor vehicles. The number of freight motor vehicles at the entrance during the third quarter of 2022 is higher by 3.4% compared to the same period last year. Domestic vehicles decreased by 0.1%, while foreign vehicles increased by 9.4%.

In the structure of road border traffic at the entrance, domestic freight motor vehicles participate with 60.7% and foreign freight motor vehicles with 39.3%.

The largest number of vehicles in BiH entered through border crossings with Croatia 57.0%, followed by border crossings with Serbia 30.2% and Montenegro 12.8%.

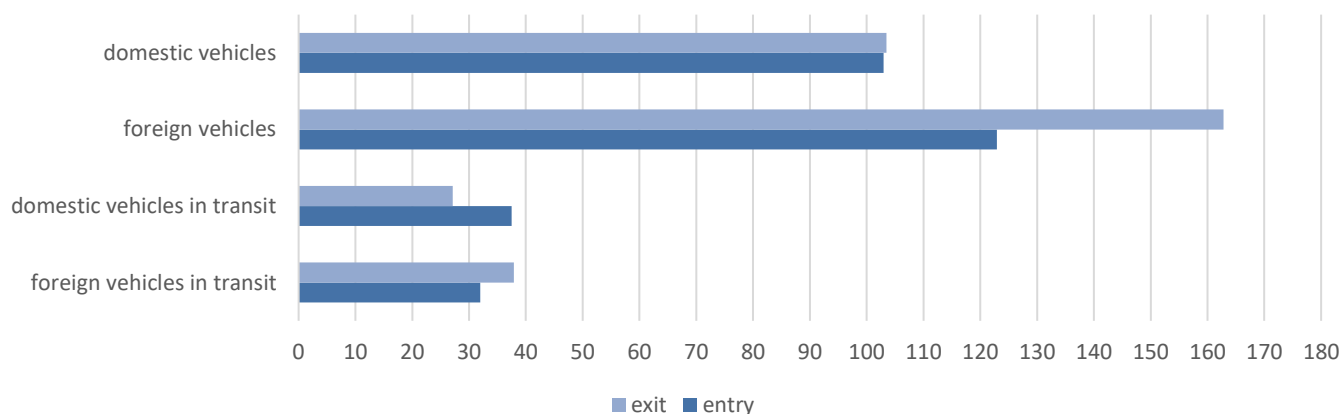
In the third quarter of 2022 year 332,738 tons of goods entered, which is 43.0% less than in the third quarter of the previous year.

At the exit of Bosnia and Herzegovina, number of freight motor vehicles is higher by 9.2% compared to the same period in 2021. The number of vehicles with domestic registration at the exit is higher by 1.4%, while in the same period the exit of vehicles with foreign registration is higher by 31.5%.

In road cross-border traffic, there were in total amount 1.49 million tons of goods that exit the country in the third quarter of 2022 that is for 20.4% higher than in the third quarter of the previous year.

At the exit, the largest number of trucks was registered through border crossings with Croatia 63.3%, followed by Serbia 23.3% and Montenegro 3.2%.

Graph 1: Road cross-border traffic of freight motor vehicles, 3rd quarter 2022/ 3rd quarter 2021



¹ Indirect Taxation Authority of BiH

T.1. Road cross- border traffic of freight motor vehicles and goods

Vehicle's registration	Entry			Exit		
	3 rd quarter 2021	3 rd quarter 2022	Index $\frac{\text{III 2022}}{\text{III 2021}}$	3 rd quarter 2021	3 rd quarter 2022	Index $\frac{\text{III 2022}}{\text{III 2021}}$
Freight vehicles TOTAL	59444	61468	103,4	93854	102497	109,2
domestic	37339	37292	99,9	69535	70515	101,4
foreign	22105	24176	109,4	24319	31982	131,5
Freight vehicles Import/export	10401	11350	109,1	52951	61696	116,5
domestic	7219	7439	103,0	41326	42768	103,5
foreign	3182	3911	122,9	11625	18928	162,8
Freight vehicles Transit	6986	2337	33,5	354	103	29,1
domestic	1818	682	37,5	288	78	27,1
foreign	5168	1655	32,0	66	25	37,9
Empty freight vehicles	42057	47781	113,6	40549	40698	100,4
domestic	28302	29171	103,1	27921	27669	99,1
foreign	13755	18610	135,3	12628	13029	103,2
Goods, '000t	584	333	57,0	1246	1500	120,4
domestic	433	248	57,3	991	1040	104,9
foreign	151	85	56,3	255	460	180,4
In freight vehicles Import/export	176	189	107,4	1243	1499	120,6
domestic	139	141	101,4	989	1039	105,1
foreign	37	48	129,7	254	460	181,1
In freight vehicles Transit, '000t	408	144	35,3	3	1	33,3
domestic	294	107	36,4	2	1	50,0
foreign	114	37	32,5	1	0	0,0

T.2. Road cross-border traffic of freight motor vehicles by directions, 3rd quarter 2022

Vehicle's registration	Entry			Exit		
	Loaded freight motor vehicles	Empty freight vehicles	Goods in freight vehicles, t	Loaded freight motor vehicles	Empty freight vehicles	Goods in freight vehicles, t
TOTAL	13687	47781	332738	61799	40698	1499512
Across Bosnia and Herzegovina- Croatia border	9253	25803	241577	41594	23295	1001267
Across Bosnia and Herzegovina- Serbia border	2776	15766	46809	18689	15635	467769
Across Bosnia and Herzegovina- Montenegro border	1658	6212	44352	1516	1768	30476

T.3. Road cross- border traffic of goods in freight motor vehicles, by directions and border crossings

	Goods in freight vehicles, t			
	Entry		Exit	
	3 rd quarter 2021	3 rd quarter 2022	3 rd quarter 2021	3 rd quarter 2022
Total	584069	332738	1246044	1499512
Across Bosnia and Herzegovina- Croatia border	400839	241577	977336	1001267
Bijača	10446	11401	21031	27533
Brčko	581	184	6	4
Bosanski Brod	92353	49873	100821	118371
Gorica	65644	40672	13620	16116
Gradina	17444	5310	42204	32095
Gradiška	49913	23675	99475	101131
Hukića Brdo	28584	8595	2764	1857
Izačić	19587	10395	60403	18536
Kamensko	87798	79881	100760	122606
Orašje	18294	6873	232952	241461
Šamac	10169	4128	296234	281640
Strmica	21	14	7062	3652
Doljani	0	-	0	
Donji Svilaj		574		36263
Ivanjica	5	2	4	2
Across Bosnia and Herzegovina- Serbia border	131747	46809	235663	467769
Karakaj	16255	5442	123852	173316
Pavlovića Most	20638	10513	23573	184670
Rača	43133	15332	59500	71533
Uvac	624	280	9753	13682
Vardište	51097	15238	18985	24564
Bratunac – Novi Most		4		4
Across Bosnia and Herzegovina- Montenegro border	51483	44352	33045	30476
Deluša	31738	35645	19836	27007
Hum	16	78	22	48
Klobuk	18338	7442	11867	2720
Metaljka	1391	1187	1320	701

T.4. Road cross - border traffic of freight motor vehicles, by directions and border crossings at the entrance to BiH

	3 rd quarter 2021		3 rd quarter 2022	
	Loaded freight vehicles	Empty freight vehicles	Loaded freight vehicles	Empty freight vehicles
Total	17387	42057	13687	47781
Across Bosnia and Herzegovina- Croatia border	11954	24588	9253	25803
Bijača	396	1450	302	1281
Brčko	293	0	102	0
Bosanski Brod	2695	0	1656	0
Gorica	987	143	1125	38
Gradina	558	1232	246	1234
Gradiška	1994	3	1525	144
Hukića Brdo	549	792	276	519
Izačić	486	1021	337	755
Kamensko	2960	3475	3018	2953
Orašje	636	8691	324	8105
Šamac	375	7164	179	6146
Strmica	11	497	20	235
Doljani				
Donji Svilaj			127	4291
Ivanjica	14	111	16	102
Osoje	0	9		0
Across Bosnia and Herzegovina- Serbia border	3928	10146	2776	15766
Karakaj	677	4179	325	5975
Pavlovića Most	712	3639	695	8548
Rača	1463	902	1222	588
Uvac	118	15	67	25
Vardište	958	0	454	0
Bratunac	0	1004		0
Bratunac- Novi Most			13	616
Skelani	0	407		14
Across Bosnia and Herzegovina- Montenegro border	1505	7323	1658	6212
Deluša	1043	5156	1356	4040
Hum	81	136	88	179
Klobuk	331	1796	178	1832
Metaljka	50	235	36	161

T.5.Road cross – border traffic of freight motor vehicles, by directions and border crossings at the exit to BiH

	3 rd quarter 2021		3 rd quarter 2022	
	Loaded freight vehicles	Empty freight vehicles	Loaded freight vehicles	Empty freight vehicles
Total	53305	40549	61799	40698
Across Bosnia and Herzegovina- Croatia border	40959	20717	41594	23295
Bijača	1022	9424	1289	10524
Brčko	10	0	16	0
Bosanski Brod	4430	0	5106	0
Gorica	692	228	806	38
Gradina	1831	1057	1373	859
Gradiška	4565	642	4686	752
Hukića Brdo	314	388	262	411
Izačić	2953	3011	954	3321
Kamensko	4104	0	4983	0
Orašje	9083	4035	9411	3076
Šamac	11645	1838	11014	668
Strmica	299	73	189	87
Ivanjica	11	19	16	20
Osoje	0	2		0
Donji Svilaj			1489	3539
Across Bosnia and Herzegovina- Serbia border	10693	18729	18689	15635
Karakaj	5346	7248	7147	6303
Pavlovića Most	1195	4653	6641	4136
Rača	2839	5810	3123	4809
Uvac	457	11	572	10
Vardište	856	0	1194	0
Bratunac	0	622		0
Bratunac- Novi Most			12	369
Skelani	0	385		8
Across Bosnia and Herzegovina- Montenegro border	1653	1103	1516	1768
Deluša	939	716	1197	1150
Hum	88	30	85	134
Klobuk	552	343	188	469
Metaljka	74	14	46	15

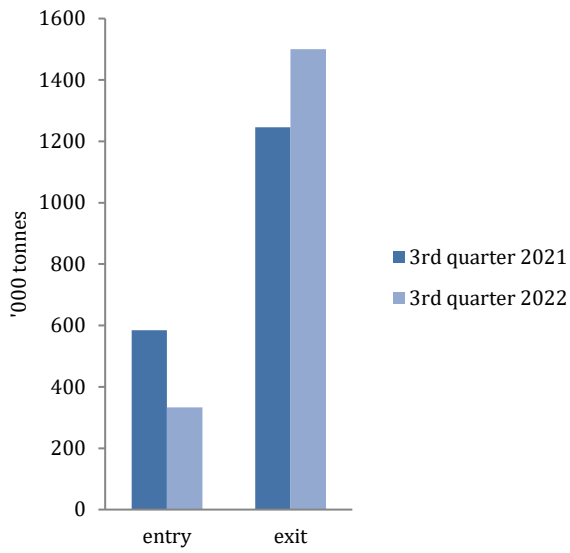
T.6. Road cross-border traffic of goods in freight motor vehicles (entry), by country of registration

Country of registration	3 rd quarter 2021		3 rd quarter 2022	
	Number of loaded vehicles	Tonnes of goods	Number of loaded vehicles	Tonnes of goods
Total	17387	584069	13687	332738
Bosnia and Herzegovina	9037	433405	8121	248361
Foreign countries	8350	150664	5566	84377
Albania	19	347	6	95
Andorra	25	11	29	36
Austria	243	1857	93	653
Bahrain	0	0	4	29
Belgium	30	171	13	83
Belarus	0	0		
Bulgaria	129	2039	44	529
Montenegro	715	22474	1029	27616
Czech Republic	48	376	21	152
Denmark	17	64	8	24
Finland	0	0	1	1
France	77	219	40	66
Greece	4	31	4	7
Netherlands	188	805	58	325
Croatia	1522	30965	1149	17519
Iran			17	349
Italy	67	321	39	152
Lithuania	0	0	4	22
Luxembourg	9	14	0	0
Hungary	95	602	82	454
North Macedonia	316	7038	266	6165
Moldova	5	78	4	102
Norway	14	21	15	51
Germany	629	5256	224	1773
Poland	133	1153	88	1080
Romania	58	590	12	56
Russia Federation	36	797	0	0
USA	24	67	13	27
Slovakia	29	571	4	5
Slovenia	884	18528	407	8960
Serbia	1782	32512	1477	10796
Spain	2	3	0	0
Sweden	94	228	32	79
Switzerland	361	1000	115	322
Turkey	377	14766	142	4421
Ukraine	65	1698	26	1032
United Kingdom	2	4	3	1
Other countries	351	6058	97	1395

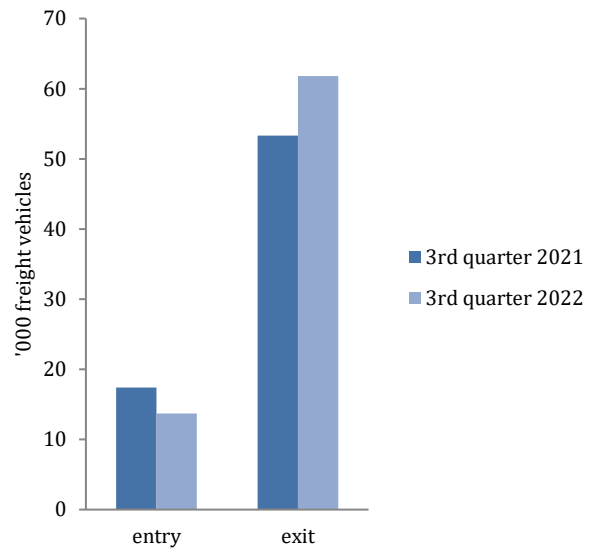
T.7. Road cross-border traffic of goods in freight motor vehicles (exit), by country of registration

Country of registration	3 rd quarter 2021		3 rd quarter 2022	
	Number of loaded vehicles	Tonnes of goods	Number of loaded vehicles	Tonnes of goods
Total	53305	1246044	61799	1499512
Bosnia and Herzegovina	41614	990718	42846	1040351
Foreign countries	11691	255326	18953	459161
Albania	29	677	42	976
Andorra	30	97	30	49
Austria	13	6	16	43
Bahrain	0	0	12	137
Belgium	0	0	2	0
Belarus	0	0		
Bulgaria	75	1453	82	1832
Montenegro	1002	23328	814	18792
Czech Republic	5	3	6	50
Denmark	1	0	0	0
France	0	0	1	1
Greece	2	27	5	12
Netherlands	2	2	3	55
Croatia	4282	96133	4549	102626
Iran			8	156
Italy	8	35	12	38
Lithuania	0	0	16	394
Luxembourg	0	0	0	0
Hungary	14	101	44	111
North Macedonia	137	3194	98	2365
Moldova	0	0	14	295
Norway	0	0	0	0
Germany	70	101	72	94
Poland	108	2565	115	2842
Romania	3	49	4	44
Russia Federation	9	185	3	62
USA	2	3	1	3
Slovakia	18	381	3	22
Slovenia	636	13130	561	11857
Serbia	4969	108438	12282	313372
Spain	2	52	0	0
Sweden	2	0	2	5
Switzerland	7	5	2	1
Turkey	13	121	15	64
Ukraine	10	188	7	154
United Kingdom	1	3	3	1
Other countries	241	5049	129	2708

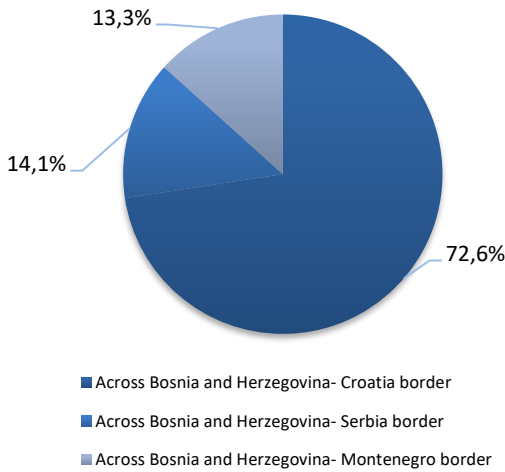
Graph 2: Road cross-border traffic of freight, entry and exit



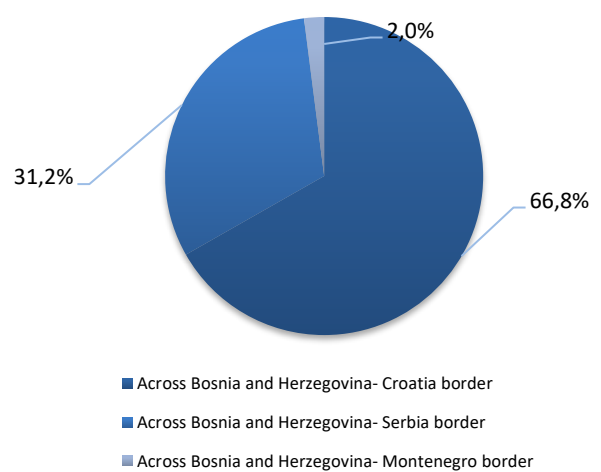
Graph 3: Road cross-border traffic of loaded freight motor vehicles, entry and exit



Graph 4: Cross- border traffic of freight at the entrance to BiH



Graph 5. Cross- border traffic of freight at the exit to BiH



NOTES OF METODOLOGY

Source and methods of data collection

The purpose of the research is to gather information on the work of transfer companies and gather information on the temporary import, temporary export, transit, the number of vehicles at the exit international road transport at the door, international road transport at the exit. Data on cross-border traffic of freight motor vehicles cover all border crossings where there are customs offices. Data for cross-border traffic of freight vehicles and goods Agency for Statistics of BiH has taken from the Indirect Taxation Authority BiH. Data includes all freight road vehicles and goods crossing the border and entering or exiting the Bosnia and Herzegovina. Freight motor vehicles are grouped according to a country of registration and monitored according to the directions of movement and border crossings.

DEFINITION

Border crossing is a place intended for crossing the state border. Border crossings are international, interstate or local ones. They may be road, railway, air, maritime crossings or crossings on inland waterways.

Border crossings for the international traffic are intended for a cross-border traffic of citizens of the Bosnia and Herzegovina and citizens of other countries.

Border crossings for the local traffic are intended for a cross-border traffic of citizens from a certain area of the Bosnia and Herzegovina and a certain area of the neighbouring country according to the international agreement

Goods in entry are goods that entered the customs territory of the Bosnia and Herzegovina, while goods in exit are goods that exited from the customs territory of the Bosnia and Herzegovina.

Freight vehicle is a motor vehicle used for the transport of goods, which is recorded by the Customs Authority in the entry to the customs territory of the Bosnia and Herzegovina or in the exit from the customs territory of Bosnia and Herzegovina

Transit means the transport of goods from the customs territory of one part to another office in the same territory, in accordance with the conditions provided for by national laws and regulations of that country

ABBREVIATIONS

t	tonne
'000 t	'000 tonnes

Published by the Agency for Statistics of the Bosnia and Herzegovina, 71000 Sarajevo, Zelenih beretki 26

Phone: +387 (33) 911 911 | Telefax: +387 (33) 220 622

E-mail: bhas@bhas.gov.ba | Web site: www.bhas.gov.ba

Responsible persons:

Alen Bajramović, Head of Department for Services Statistics

Vesna Čužić, Director

Prepared by: Emina Mehanović



Please consider the environment before printing this document.