



TRANSPORT

Air transport, 2021¹

The significant increase in certain indicators in air passenger transport in 2021, compared to the previous year was caused by the pronounced impact of the COVID-19 pandemic in 2020.

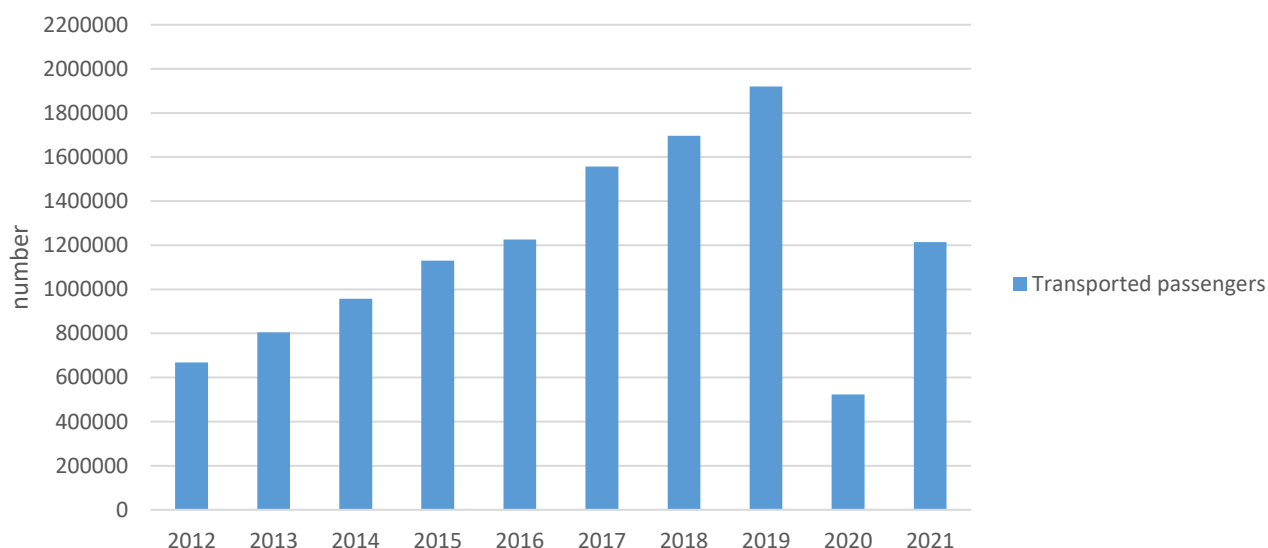
In the 2021 total of aircraft movements recorded was 17 278 which is 76.8% more than the previous year.

Number of transported passengers in the 2021 increased by 131.9% compared to 2020.

The transportation of goods by air decreased, and the volume of transported goods decreased by 12.7% compared to the previous year.

The amount of transported mail in 2021 year showed a decrease. Compared with the 2020 the quantity of transported mail volume decreased by 2.7%.

G.1. Number of transported passengers



¹ Data source : Directorate of Civil Aviation of Bosnia and Herzegovina (BHDCA)

T.1. Traffic in air transport

	2019	2020	2021	Indices		
				<u>2020</u> 2019	<u>2021</u> 2019	<u>2021</u> 2020
Number of aircraft movements-total	20900	9771	17278	46,8	82,7	176,8
Transported passengers	1919592	523839	1215009	27,3	63,3	231,9
Embarked	969719	263935	594313	27,2	61,3	225,2
Disembarked	949873	259904	620696	27,4	65,3	238,8
Freight transported, t	2235	2413	2107	108,0	94,3	87,3
Loaded	598	887	464	148,3	77,6	52,3
Unloaded	1637	1526	1643	93,2	100,4	107,7
Mail transported, t	404	182	177	45,0	43,8	97,3
Loaded	69	40	51	58,0	73,9	127,5
Unloaded	335	142	126	42,4	37,6	88,7

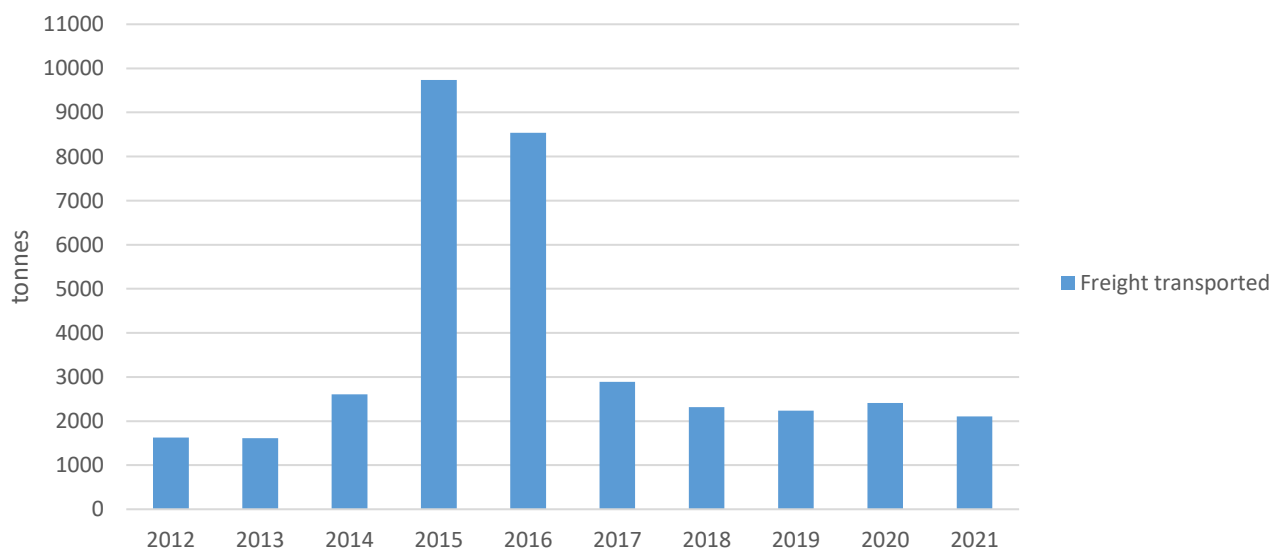
T.2. Number of transported passengers by airports

	2019	2020	2021	Indices		
				<u>2020</u> 2019	<u>2021</u> 2019	<u>2021</u> 2020
Total	1919592	523839	1215009	27,3	63,3	231,9
Airport Sarajevo	1143680	249642	767134	21,8	67,1	307,3
Airport Mostar	32866	1394	1942	4,2	5,9	139,3
Airport Tuzla	593050	228899	306047	38,6	51,6	133,7
Airport Banja Luka	149996	43904	139886	29,3	93,3	318,6

T.3. Traffic of freight on airports, tonne

	2019	2020	2021	Indices		
				<u>2020</u> 2019	<u>2021</u> 2019	<u>2021</u> 2020
Total	2235	2413	2107	108,0	94,3	87,3
Airport Sarajevo	2119	2278	2068	107,5	97,6	90,8
Airport Mostar	0	0	0	-	-	-
Airport Tuzla	110	20	37	18,2	33,6	185,0
Airport Banja Luka	6	115	2	1916,7	33,3	1,7

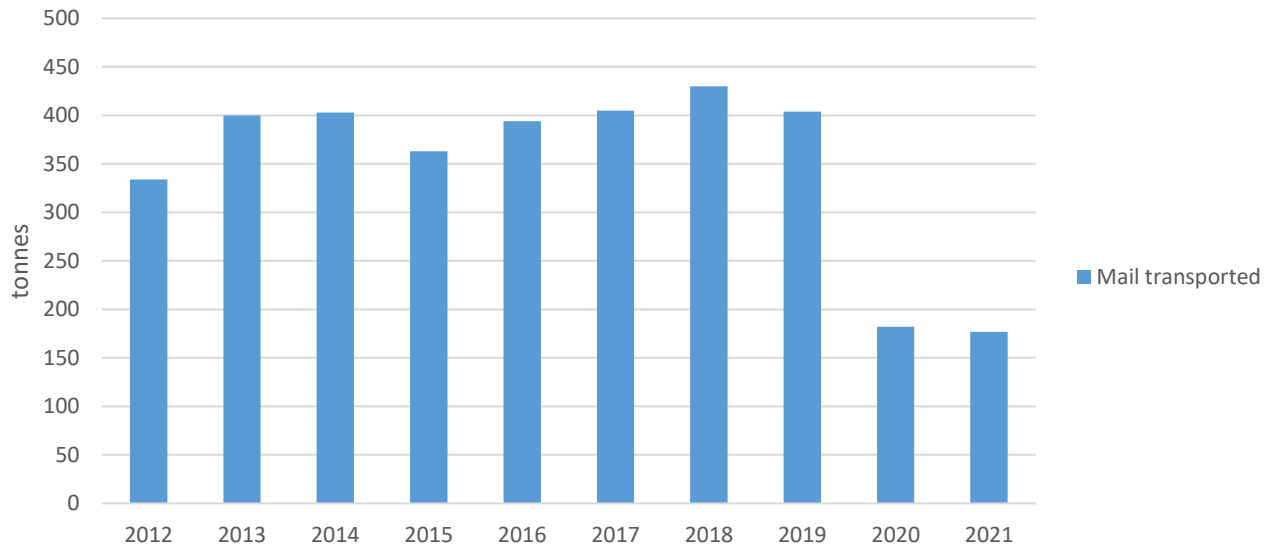
G.2. Freight transported, tonne



T.4. Traffic of mails on airports, tonne

	2019	2020	2021	Indices		
				<u>2020</u> 2019	<u>2021</u> 2019	<u>2021</u> 2020
Total	404	182	177	45,0	43,8	97,3
Airport Sarajevo	404	182	177	45,0	43,8	97,3
Airport Mostar	0	0	0	-	-	-
Airport Tuzla	0	0	0	-	-	-
Airport Banja Luka	0	0	0	-	-	-

G.3. Mail transported, tonne



T.5. Traffic to flights on airports

	Total	Airport Sarajevo	Airport Mostar	Airport Tuzla	Airport Banja Luka
Aircraft movements	17278	11467	202	3105	2504
Commercial air transport	14066	9950	138	2623	1355
International scheduled and non-scheduled	14040	9950	118	2617	1355
Domestic scheduled and non-scheduled	26	0	20	6	0
All other movements	3212	1517	64	482	1149

NOTES OF METHODOLOGY

Source and methods of data collection

Agency for statistics of Bosnia and Hercegovina are taken data on aircraft movements, number of passengers, freight and mail transported or airports in BiH from Directorate of civil aviation of BiH (BHDCA). Directorate of civil aviation of BiH (BHDCA) processed data in accordance with International Civil Aviation Organization (ICAO) standards.

All data on number of passengers, freight and mail are related to international air transport. Bosnia and Hercegovina has no domestic air transport.

DEFINITION

Airport

A defined area of land or water (including any buildings, installations and equipment) intended to be used either wholly or in part for the arrival, departure and surface movement of aircraft and open for commercial air transport operations.

Aircraft

Any machine that can derive support in the atmosphere from the reactions of the air other than the reactions of air against the earth's surface.

Aircraft movement

An aircraft take-off or landing at an airport.

For airport traffic purposes one arrival and one departure is counted as two movements. Included are all commercial aircraft movements and non-commercial general aviation operations. Excluded are State flights, touch and goes, overshoots and unsuccessful approaches.

Air transport

Any movement of goods and/or passengers on an aircraft movement.

Commercial air transport

Any movement of goods and/or passengers on a commercial aircraft movement.

National air transport

Air transport on a domestic flight.

International air transport

Air transport on an international flight.

On flight origin and destination (OFOD)

Traffic on a commercial air service identified by a unique flight number subdivided by airport pairs in accordance with point of embarkation and point of disembarkation on that flight.

Air passengers carried

All passengers on a particular flight (with one flight number) counted once only and not repeatedly on each individual stage of that flight.

All revenue and non-revenue passengers whose journey begins or terminates at the reporting airport and transfer passengers joining or leaving the flight at the reporting airport. Excludes direct transit passengers.

Freight

Any property carried on an aircraft other than mail, stores and baggage. For statistical purposes, freight includes express freight and parcels and diplomatic bags but not passenger baggage. All trucking operations using an air waybill should be excluded.

Mail

Dispatches of correspondence and other objects carried on an aircraft, which have been dispatched by and intended for delivery to postal administrations.

Express freight and express parcel shipments are excluded.

Published by the Agency for Statistics of the Bosnia and Herzegovina, 71000 Sarajevo, Zelenih beretki 26

**Phone: +387 (33) 911 911 | Telefax: +387 (33) 220 622
E-mail: bhas@bhas.gov.ba | Web site: www.bhas.gov.ba**

Responsible persons:

**Alen Bajramović, Head of Department for Services Statistics
Vesna Čužić, Director**

Prepared by: Emina Mehanović



Please consider the environment before printing this document.