



# SAOPĆENJE

## FIRST RELEASE



Obavezni ste da prilikom dozvoljenih radnji, u svom proizvodu ili aplikaciji navedete izvor podataka.  
You are required to specify a data source when allowed in your product or application.

GODINA/YEAR XIII

SARAJEVO, 30.06.2022.

BROJ/NUMBER 1

## SAOBRAĆAJ

### TRANSPORT

#### Cestovni saobraćaj I kvartal 2022. godine

##### Road transport 1<sup>st</sup> quarter 2022

U cestovnom prijevozu robe broj pređenih kilometara vozila u prvom kvartalu 2022. godine u odnosu na prvi kvartal prethodne godine veći je za 3,0%. Opseg prevezene robe veći je za 17,4%, dok su ostvareni tonski kilometri veći za 7,8%.

*In the road transport of goods in the first quarter of 2022, the number of kilometres covered by vehicles is higher by 3.0 %, compared to the first quarter of the previous year. The volume of transported goods are higher by 17.4%, while achieved tonne -kilometres are increased by 7.8%.*

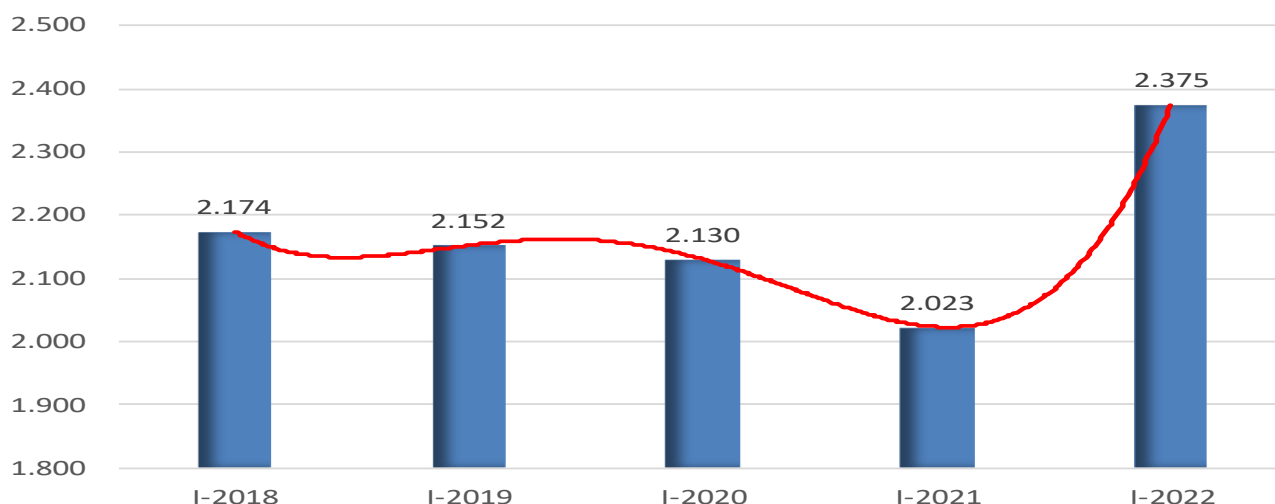
U cestovnom prijevozu putnika pređeni kilometri vozila pokazuju rast od 30,0%, dok je broj prevezenih putnika veći za 32,4% u odnosu na prvi kvartal prethodne godine. Ostvareni putnički kilometri veći su za 122,7% u odnosu na isti kvartal prethodne godine.

*In the road transport of passengers the vehicle kilometres that are covered shows an increase by 30.0%, while the number of transported passengers are higher by 32.4% compared to the first quarter of the previous year. Achieved passenger kilometres are increased by 122.7% compared to the same quarter of the previous year.*

U gradsko-prigradskom prijevozu u prvom kvartalu 2022. godine u odnosu na isti kvartal prethodne godine pređeni kilometri vozila manji su za 1,6%, a broj prevezenih putnika veći je za 1,2%.

*In the first quarter of 2022 the number of total kilometres covered in urban-suburban transport are decreased by 1.6% compared to the same quarter of the previous year, while the number of passengers transported was higher by 1.2%.*

Grafikon 1: Prevezeno robe u cestovnom saobraćaju, 000t  
Graph 1: Goods transported in road transport, 000t

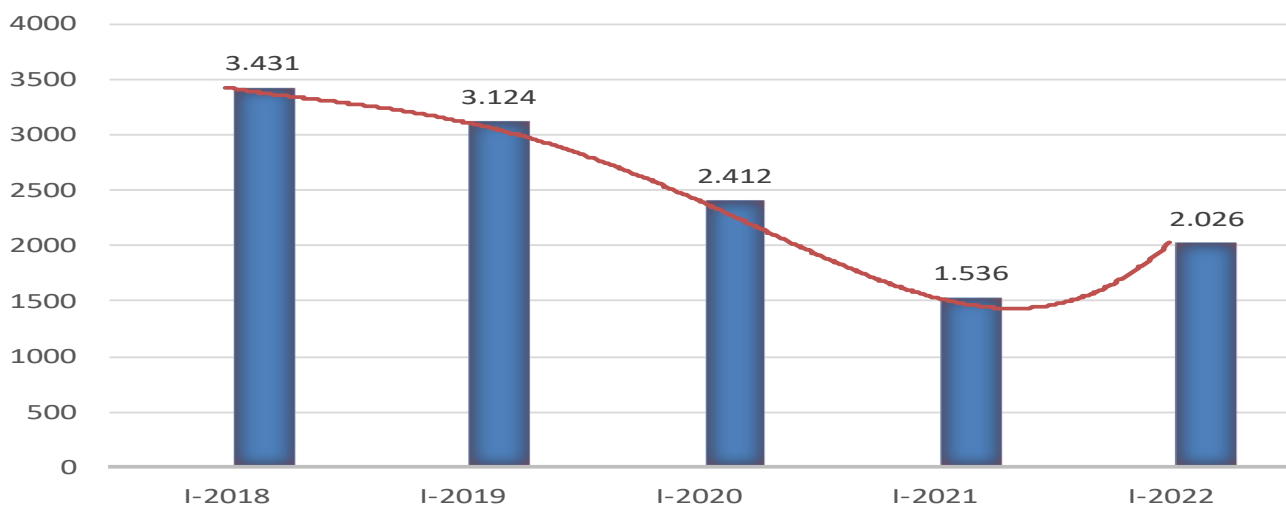


**Tabela 1: Prijevoz robe***Table 1: Transport of goods*

Obim saobraćaja po indikatorima saobraćaja	I kvartal 2021/ 1 <sup>st</sup> quarter 2021	II kvartal 2021/ 2 <sup>nd</sup> quarter 2021	III kvartal 2021/ 3 <sup>rd</sup> quarter 2021	IV kvartal 2021/ 4 <sup>th</sup> quarter 2021	I kvartal 2022/ 1 <sup>st</sup> quarter 2022	Volume of transport by transport indicators
Pređeni kilometri vozila, 000	141070	151048	155130	156692	145332	Vehicle-kilometres covered,000
Prevezena roba, 000t	2023	2227	2520	2648	2375	Tonnes of goods transported, 000t
Tonski kilometri, 000	1007864	1108708	1136512	1151964	1086016	Tonne-kilometres, 000
Indeksi po indikatorima saobraćaja	IV 2021 III 2021	I 2022 IV 2021	I 2022 I 2021	Indices by transport indicators		
Pređeni kilometri vozila	101,0	92,8	103,0	Vehicle-kilometres covered		
Prevezeno tona robe	105,1	89,7	117,4	Tonnes of goods transported		
Tonski kilometri	101,4	94,3	107,8	Tonne- kilometres		

**Tabela 2: Prijevoz putnika***Table 2: Transport of passengers*

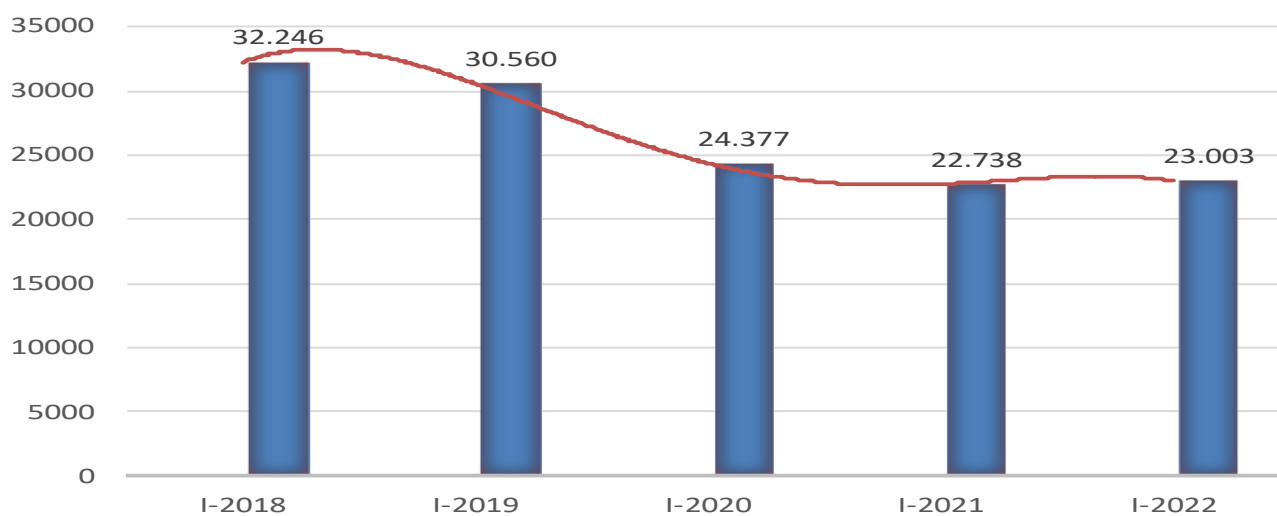
Obim saobraćaja po indikatorima saobraćaja	I kvartal 2021/ 1 <sup>st</sup> quarter 2021	II kvartal 2021/ 2 <sup>nd</sup> quarter 2021	III kvartal 2021/ 3 <sup>rd</sup> quarter 2021	IV kvartal 2021/ 4 <sup>th</sup> quarter 2021	I kvartal 2022/ 1 <sup>st</sup> quarter 2022	Volume of transport by transport indicators
Pređeni kilometri vozila, 000	11604	13127	15607	14931	15086	Vehicle-kilometres covered,000 Transported passengers, 000
Prevezeni putnici, 000	1530	1601	1873	1890	2026	000
Putnički kilometri, 000	115824	138151	187107	173241	257955	Passenger- kilometres,000
Indeksi po indikatorima saobraćaja	IV 2021 III 2021	I 2022 IV 2021	I 2022 I 2021	Indices by transport indicators		
Pređeni kilometri vozila	95,7	101,0	130,0	Vehicle-kilometres covered		
Prevezeni putnici	100,9	107,2	132,4	Transported passengers		
Putnički kilometri	92,6	148,9	222,7	Passenger- kilometres		

**Grafikon 2: Prevezeni putnici u cestovnom saobraćaju, 000***Graph 2: Number of passengers carried in road transport, 000*

**Tabela 3: Gradsko-prigradski prijevoz***Table 3: Urban-suburban transport*

Obim saobraćaja po indikatorima saobraćaja	I kvartal 2021/ 1 <sup>st</sup> quarter 2021	II kvartal 2021/ 2 <sup>nd</sup> quarter 2021	III kvartal 2021/ 3 <sup>rd</sup> quarter 2021	IV kvartal 2021/ 4 <sup>th</sup> quarter 2021	I kvartal 2022/ 1 <sup>st</sup> quarter 2022	Volume of transport by transport indicators
Pređeni kilometri vozila, 000	14531	14754	14185	15035	14295	Vehicle-kilometres covered,000
Prevezeni putnici, 000	22738	23323	21638	23110	23003	Transported passengers, 000

Indeksi po indikatorima saobraćaja	IV 2021 III 2021	I 2022 IV 2021	I 2022 I 2021	Indices by transport indicators
Pređeni kilometri vozila	106,0	95,1	98,4	Vehicle-kilometres covered
Prevezeni putnici	106,8	99,5	101,2	Transported passengers

**Grafikon 3: Prevezeni putnici u gradsko-prigradskom saobraćaju, 000***Graph 3: Number of passengers carried in urban-suburban transport, 000*

## METODOLOŠKA OBJAŠNENJA

Podaci o cestovnom saobraćaju dobijeni su obradom mjesečnih i kvartalnih statističkih izvještaja koje su entitetski statistički zavodi prikupili. Izvještajne jedinice su preduzeća i drugi poslovni subjekti koji se bave prijevozom putnika i robe (tereta) u unutrašnjem i međunarodnom prijevozu.

### DEFINICIJE

Pod pojmom prijevoz podrazumijeva se kretanje putnika ili tereta od jednog mjesta (mjesto ukrcaja/utovara) do drugog mjesta (mjesto iskrcaja/istovara) i predstavlja mjeru aktivnosti prijevoznih preduzeća.

Unutrašnji prijevoz obuhvata prijevoz putnika obavljen između mjesta ukrcaja i mjesta iskrcaja unutar granica naše zemlje.

Međunarodni prijevoz obuhvata prijevoz putnika između mjesta ukrcaja u našoj zemlji i mjesta iskrcaja u inostranstvu i obrnuto.

Prijevoz putnika obuhvata prevezene putnike u unutrašnjem i međunarodnom saobraćaju.

Putnički kilometar je jedinica mjere koja predstavlja prijevoz jednog putnika na udaljenosti od jednog kilometra.

Pod robom se podrazumijeva svaka roba koja se prevozi cestovnim sredstvima.

Prijevoz robe iskazuje se u tonama i u tonskim kilometrima, a predstavlja zbroj svih kilometara ostvarenih u unutrašnjem i međunarodnom prijevozu.

Tonski kilometar je jedinica mjere koja predstavlja prijevoz jedne tone robe na udaljenosti od jednog kilometra.

Gradski prijevoz putnika se odnosi na rad poslovnih subjekata koji se bave prijevozom putnika u gradskim i prigradskim naseljima. Predstavljen je podacima o pređenim kilometrima vozila i prevezenim putnicima.

### STATISTIČKA ZNAČENJA

- nema pojave
- ... nema podataka
- \* korigovan podatak

### KORIŠTENE SKRAĆENICE

- km kilometar
- pkm putnički kilometar
- t tona
- tkm tonski kilometar

## NOTES OF METHODOLOGY

Data on road transport were obtained by processing monthly and quarterly statistical data from surveys conducted by the Statistical Offices at the level of entities. The reporting units for these surveys are enterprises and other business subjects engaged in domestic and international transport of passengers and goods.

### DEFINITIONS

Considered as transport is movement of passengers or cargo from one place (loading place) to another place (unloading place) and representing the operation of transport enterprises.

Domestic transport implies transport of passenger between places of loading and unloading within the borders of the country.

International transport implies transport of passengers between the place of loading in our country and the place of unloading abroad, or the other way round.

Transport of passengers include transported passengers into domestic and international transport.

Passenger kilometre is a unit of measure which refers to transport of one passenger at the distance of one kilometre.

Goods are any goods transported by road transport means.

Goods transport is given in tons and ton kilometres, and it is the sum of all kilometres realized in domestic and international transport.

Tonne kilometre is a unit of measure which refers to transport of one tone of goods at the distance of one kilometre.

Urban transport of passengers refers to the work of economic entities engaged in transport of passengers in urban and suburban settlements. Data on urban/suburban transport is represented by the indicators of kilometres covered and passenger transported.

### STATISTICAL SIGNS

- No occurrence of event
- ... Data not available
- \* Corrected data

### ABBREVIATIONS USED

- km kilometer
- pkm passenger kilometer
- t tonne
- tkm tonne-kilometre

**Publikuje Agencija za statistiku Bosne i Hercegovine, 71000 Sarajevo, Zelenih beretki 26**  
*Published by the Agency for Statistics of the Bosnia and Herzegovina, 71000 Sarajevo, Zelenih beretki 26*

**Telefon/Phone: +387 (33) 911 911 | Telefaks/Telefax: +387 (33) 220 622**  
**Elektronska pošta/E-mail: [bhas@bhas.gov.ba](mailto:bhas@bhas.gov.ba) | Internetska stranica/Web site: [www.bhas.gov.ba](http://www.bhas.gov.ba)**

**Odgovorne osobe/Responsible persons:**

**Alen Bajramović, Šef odsjeka za uslužne statistike**  
*Alen Bajramović, Head of Department for Services Statistics*

**Vesna Čužić, direktorica**  
*Vesna Čužić, Director*

**Saopćenje priredila: Emina Mehanović**  
*Prepared by: Emina Mehanović*



 **Razmislite o očuvanju okoliša prije štampanja dokumenta.**  
*Please consider the environment before printing this document.*