



FIRST RELEASE



You are required to specify a data source when allowed in your product or application.

YEAR XIII

SARAJEVO, 30/09/2022

NUMBER 2

TRANSPORT

Road transport 2nd quarter 2022

In the road transport of goods in the second quarter of 2022, the number of kilometres covered by vehicles is higher by 4.5%, compared to the second quarter of the previous year. The volume of transported goods are higher by 12.8%, while achieved tonne -kilometres are increased by 6.1%.

In the road transport of passengers the vehicle kilometres that are covered shows an increase by 37.2%, while the number of transported passengers are higher by 42.8% compared to the second quarter of the previous year. Achieved passenger kilometres are increased by 131.9% compared to the same quarter of the previous year.

In the second quarter of 2022 the number of total kilometres covered in urban-suburban transport are increased by 0.7% compared to the same quarter of the previous year, while the number of passengers transported was lower by 6.7%.

Graph 1: Goods transported in road transport, 000t

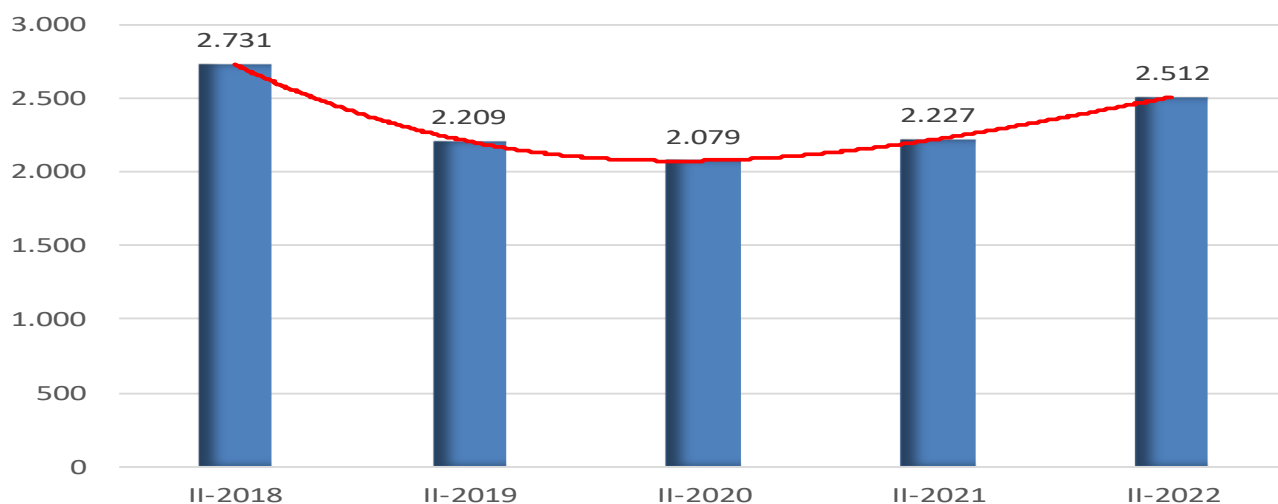


Table 1: Transport of goods

Volume of transport by transport indicators	II quarter 2021	I - II quarter 2021	I quarter 2022	II quarter 2022	I - II quarter 2022
Vehicle-kilometres covered,000	151048	292118	151918	157891	309809
Tonnes of goods transported, 000t	2227	4251	2419	2512	4931
Tonne-kilometres, 000	1108708	2116572	1096671	1176523	2273194

Indices by transport indicators	<u>II 2022</u> I 2022	<u>II 2022</u> II 2021	<u>I - II 2022</u> I - II 2021
Vehicle-kilometres covered	103,9	104,5	106,1
Tonnes of goods transported	103,8	112,8	116,0
Tonne- kilometres	107,3	106,1	107,4

Table 2: Transport of passengers

Volume of transport by transport indicators	II quarter 2021	I - II quarter 2021	I quarter 2022	II quarter 2022	I - II quarter 2022
Vehicle-kilometres covered,000	13127	24731	15558	18010	33568
Transported passengers, 000	1601	3131	2161	2286	4447
Passenger- kilometres,000	138151	253975	266359	320425	586784

Indices by transport indicators	<u>II 2022</u> I 2022	<u>II 2022</u> II 2021	<u>I - II 2022</u> I - II 2021
Vehicle-kilometres covered	115,8	137,2	135,7
Transported passengers	105,8	142,8	142,0
Passenger- kilometres	120,3	231,9	231,0

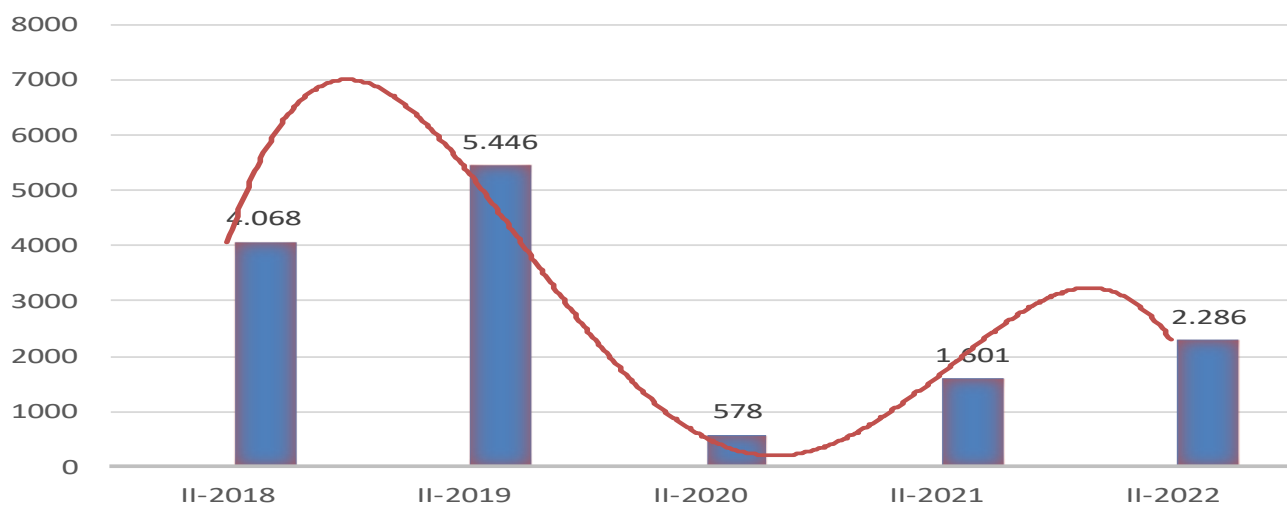
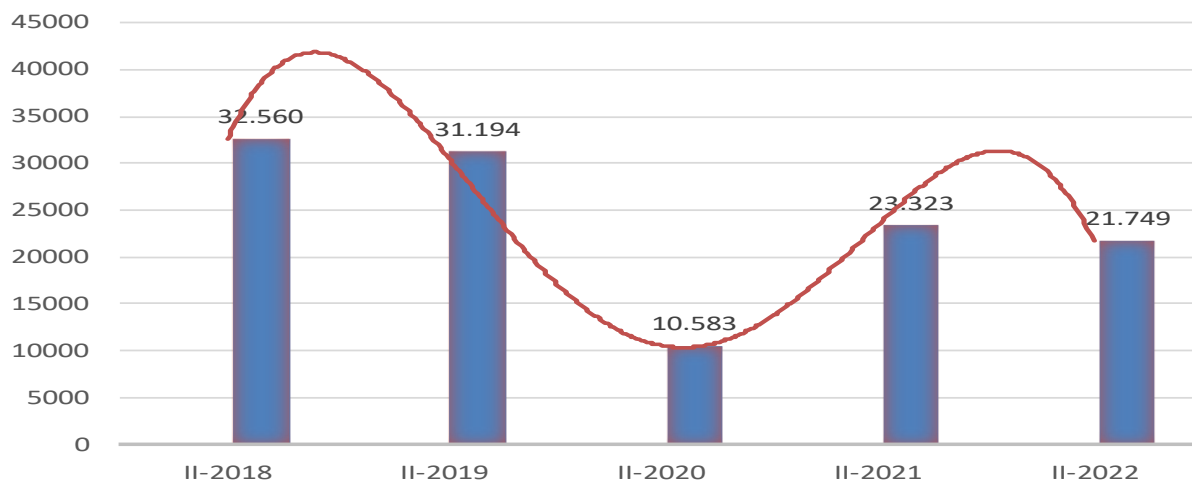
Graph 2: Number of passengers carried in road transport, 000

Table 3: Urban-suburban transport

Volume of transport by transport indicators	II quarter 2021	I - II quarter 2021	I quarter 2022	II quarter 2022	I - II quarter 2022
Vehicle-kilometres covered,000	14754	29285	14579	14854	29433
Transported passengers, 000	23323	46061	21412	21749	43161

Indices by transport indicators	<u>II 2022</u> I 2022	<u>II 2022</u> II 2021	<u>I - II 2022</u> I - II 2021
Vehicle-kilometres covered	101,9	100,7	100,5
Transported passengers	101,6	93,3	93,7

Graph 3: Number of passengers carried in urban-suburban transport, 000



NOTES OF METHODOLOGY

Data on road transport were obtained by processing monthly and quarterly statistical data from surveys conducted by the Statistical Offices at the level of entities. The reporting units for these surveys are enterprises and other business subjects engaged in domestic and international transport of passengers and goods.

DEFINITIONS

Considered as transport is movement of passengers or cargo from one place (loading place) to another place (unloading place) and representing the operation of transport enterprises.

Domestic transport implies transport of passenger between places of loading and unloading within the borders of the country.

International transport implies transport of passengers between the place of loading in our country and the place of unloading abroad, or the other way round.

Transport of passengers include transported passengers into domestic and international transport.

Passenger kilometre is a unit of measure which refers to transport of one passenger at the distance of one kilometre.

Goods are any goods transported by road transport means.

Goods transport is given in tons and ton kilometres, and it is the sum of all kilometres realized in domestic and international transport.

Tonne kilometre is a unit of measure which refers to transport of one tone of goods at the distance of one kilometre.

Urban transport of passengers refers to the work of economic entities engaged in transport of passengers in urban and suburban settlements. Data on urban/suburban transport is represented by the indicators of kilometres covered and passenger transported.

STATISTICAL SIGNS

- No occurrence of event
- ... Data not available
- * Corrected data

ABBREVIATIONS USED

km	kilometer
pkm	passenger kilometer
t	tonne
tkm	tonne- kilometre

Published by the Agency for Statistics of the Bosnia and Herzegovina, 71000 Sarajevo, Zelenih beretki 26

Phone: +387 (33) 911 911 | Telefax: +387 (33) 220 622

E-mail: bhas@bhas.gov.ba | Web site: www.bhas.gov.ba

Responsible persons:

Alen Bajramović, Head of Department for Services Statistics

Vesna Čužić, Director

Prepared by: Emina Mehanović



Please consider the environment before printing this document.