



FIRST RELEASE



You are required to specify a data source when allowed in your product or application.

YEAR XIII

SARAJEVO, 30/12/2022

NUMBER 3

TRANSPORT

Road transport 3rd quarter 2022

In the road transport of goods in the third quarter of 2022, the number of kilometres covered by vehicles is higher by 1.3%, compared to the third quarter of the previous year. The volume of transported goods are higher by 2.5%, while achieved tonne -kilometres are increased by 2.6%.

In the road transport of passengers the vehicle kilometres that are covered shows an increase by 19.2%, while the number of transported passengers are higher by 20.1% compared to the third quarter of the previous year. Achieved passenger kilometres are increased by 42.9% compared to the same quarter of the previous year.

In the third quarter of 2022 the number of total kilometres covered in urban-suburban transport are increased by 4.3% compared to the same quarter of the previous year, while the number of passengers transported was lower by 14.1%.

Graph 1: Goods transported in road transport, 000t

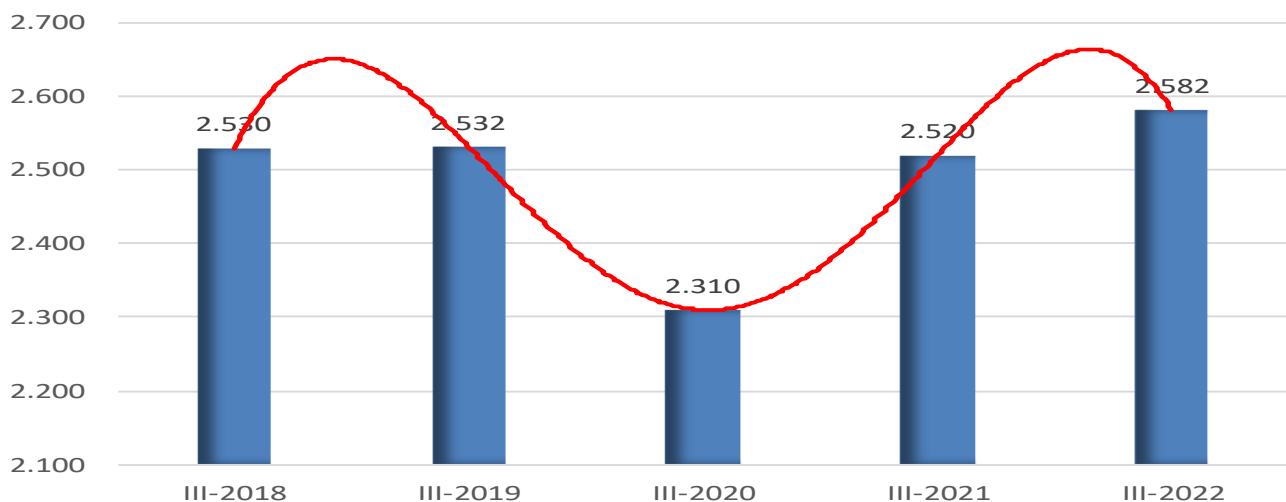


Table 1: Transport of goods

Volume of transport by transport indicators	III quarter 2021	I - III quarter 2021	II quarter 2022	III quarter 2022	I - III quarter 2022
Vehicle-kilometres covered,000	155130	447248	158385	157121	467524
Tonnes of goods transported, 000t	2520	6771	2517	2582	7516
Tonne-kilometres, 000	1136512	3253084	1174821	1166433	3432967

Indices by transport indicators	<u>III 2022</u> II 2022	<u>III 2022</u> III 2021	<u>I - III 2022</u> I - III 2021
Vehicle-kilometres covered	99,2	101,3	104,5
Tonnes of goods transported	102,6	102,5	111,0
Tonne- kilometres	99,3	102,6	105,5

Table 2: Transport of passengers

Volume of transport by transport indicators	III quarter 2021	I - III quarter 2021	II quarter 2022	III quarter 2022	I - III quarter 2022
Vehicle-kilometres covered,000	15607	40338	18048	18598	52204
Transported passengers, 000	1873	5004	2294	2250	6704
Passenger- kilometres,000	256038	606916	322364	365996	954719

Indices by transport indicators	<u>III 2022</u> II 2022	<u>III 2022</u> III 2021	<u>I - III 2022</u> I - III 2021
Vehicle-kilometres covered	103,0	119,2	129,4
Transported passengers	98,1	120,1	134,0
Passenger- kilometres	113,5	142,9	157,3

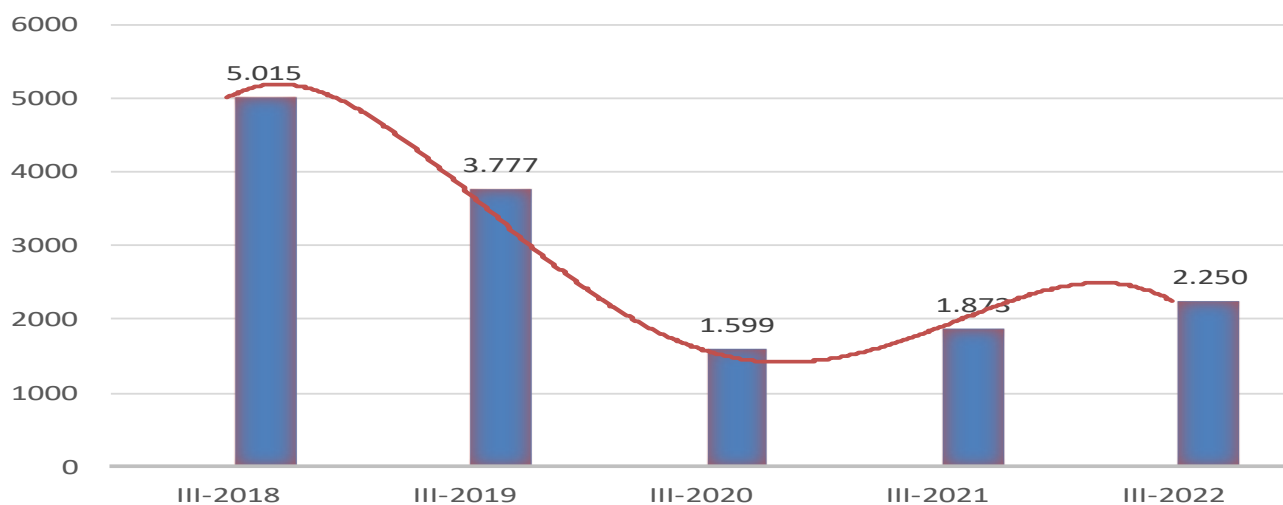
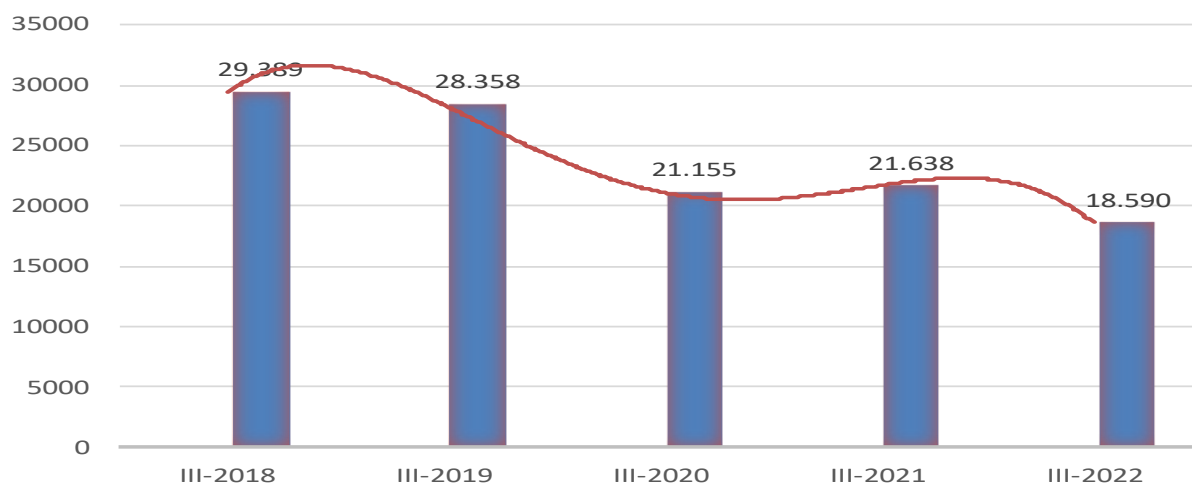
Graph 2: Number of passengers carried in road transport, 000

Table 3: Urban-suburban transport

Volume of transport by transport indicators	III quarter 2021	I - III quarter 2021	II quarter 2022	III quarter 2022	I - III quarter 2022
Vehicle-kilometres covered,000	14185	43470	14869	14799	44247
Transported passengers, 000	21638	67699	21788	18590	61790

Indices by transport indicators	<u>III 2022</u> II 2022	<u>III 2022</u> III 2021	<u>I - III 2022</u> I - III 2021
Vehicle-kilometres covered	99,5	104,3	101,8
Transported passengers	85,3	85,9	91,3

Graph 3: Number of passengers carried in urban-suburban transport, 000

NOTES OF METHODOLOGY

Data on road transport were obtained by processing monthly and quarterly statistical data from surveys conducted by the Statistical Offices at the level of entities. The reporting units for these surveys are enterprises and other business subjects engaged in domestic and international transport of passengers and goods.

DEFINITIONS

Considered as transport is movement of passengers or cargo from one place (loading place) to another place (unloading place) and representing the operation of transport enterprises.

Domestic transport implies transport of passenger between places of loading and unloading within the borders of the country.

International transport implies transport of passengers between the place of loading in our country and the place of unloading abroad, or the other way round.

Transport of passengers include transported passengers into domestic and international transport.

Passenger kilometre is a unit of measure which refers to transport of one passenger at the distance of one kilometre.

Goods are any goods transported by road transport means.

Goods transport is given in tons and ton kilometres, and it is the sum of all kilometres realized in domestic and international transport.

Tonne kilometre is a unit of measure which refers to transport of one tone of goods at the distance of one kilometre.

Urban transport of passengers refers to the work of economic entities engaged in transport of passengers in urban and suburban settlements. Data on urban/suburban transport is represented by the indicators of kilometres covered and passenger transported.

STATISTICAL SIGNS

- No occurrence of event
- ... Data not available
- * Corrected data

ABBREVIATIONS USED

km	kilometer
pkm	passenger kilometer
t	tonne
tkm	tonne- kilometre

Published by the Agency for Statistics of the Bosnia and Herzegovina, 71000 Sarajevo, Zelenih beretki 26

Phone: +387 (33) 911 911 | Telefax: +387 (33) 220 622

E-mail: bhas@bhas.gov.ba | Web site: www.bhas.gov.ba

Responsible persons:

Alen Bajramović, Head of Department for Services Statistics

Vesna Čužić, Director

Prepared by: Emina Mehanović



Please consider the environment before printing this document.