



FIRST RELEASE



You are required to specify a data source when allowed in your product or application.

YEAR XIV

SARAJEVO, 03/02/2022

NUMBER 12

BUSINESS STATISTICS Tourism, december 2021

In December 2021 tourists realised 84,545 tourist arrivals in Bosnia and Herzegovina which represent the increase by 25.1% as compared to November 2021 and increase by 113.6% as compared to December 2020. Tourists realised 469,567 tourist nights which represent the increase by 15.4% as compared to November 2021 and increase by 109.5% as compared to December 2020. Domestic tourists share of total number of overnight stays was 43.4% and foreign tourists share was 56.6%.

The number of domestic tourist nights increased by 6.6% as compared to November 2021 and increased by 45.0% as compared to December 2020. Foreign tourist nights increased by 23.3% as compared to November 2021 and increased by 217.9% as compared to December 2020.

Concerning the structure of foreign tourist nights in December 2021, the most of them (66.3%) were realised by tourists from: Croatia (19.4%), Serbia (18.7%), United Arab Emirates (11.8%), Slovenia (7.3%), Germany (4.8%) and Austria (4.3%). Tourists from other countries realised 33,7% of tourist nights.

Regarding the average detention of foreign tourist stays in our country on the first place comes: Iceland with average stay by 14.0 nights, Iran with 7.7 nights, South Africa with 4.9 nights, New Zealand with 4.3 nights and Malta and Kuwait by with 4.2 nights.

Available rooms, apartments and camping sites for tourists in Bosnia and Herzegovina in December 2021 amounted to 17,247 which is 15.4% increase compared to December 2020. Number of available beds was 37,406 beds, which is increase by 16.8%, compared to the same month of 2020.

In December 2021, in the activity - Hotels and similar accommodation, number of rooms and apartments available to tourists amounted to 15,861, which is an increase of 14.8% compared to December 2020., and number of available beds amounted to 33,041 which is an increase of 15.9%, compared to the same month of the previous year.

Net occupancy rate of rooms was 19.8% and permanent beds it was 15.7% in December 2021, while in December 2020, net occupancy rate of rooms was 11.5% and of permanent beds 9.2%.

According to the type of accommodation facility the highest number of nights was recorded in Hotels and similar accommodation with share of 94,8%

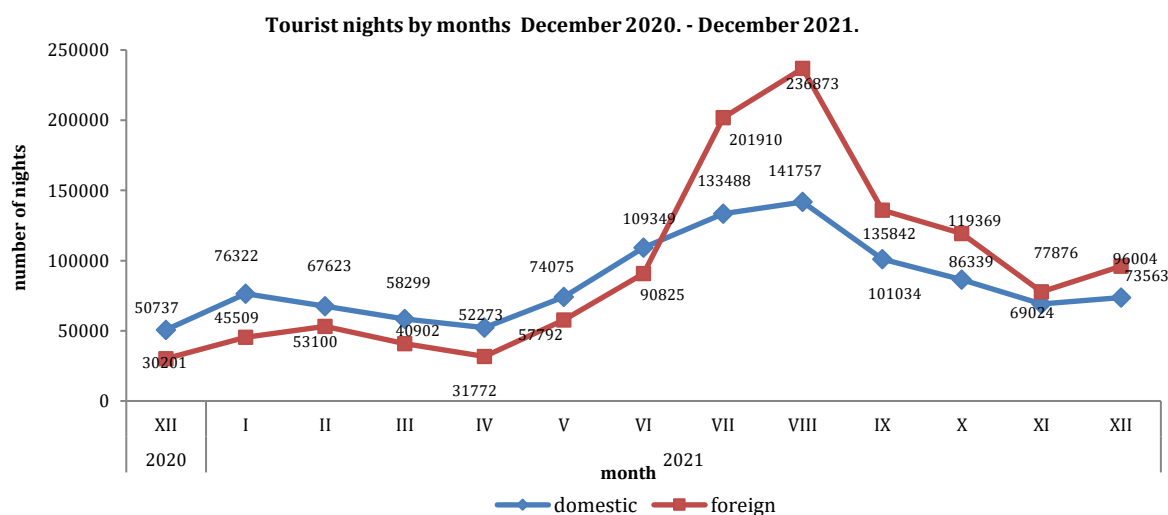
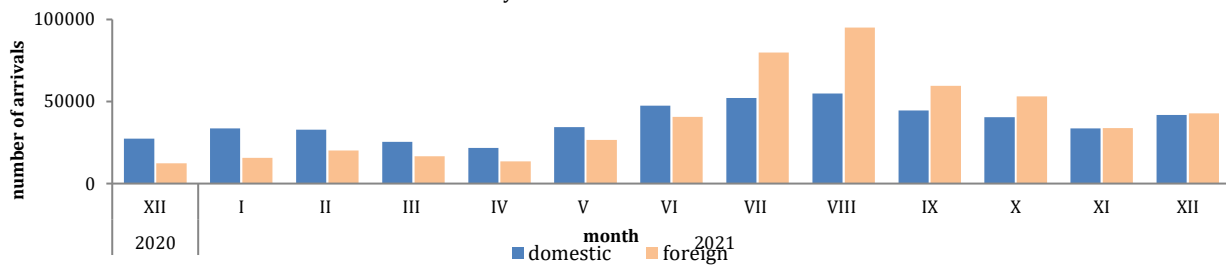


Table 1: Tourist arrivals and nights

| | Arrivals | | | | | Nights | | | | | XII 2021 | |
|-------------------------|---------------|---------------|---------------|---|--|---------------|----------------|----------------|---|--|-----------------------------|---|
| | XII 2020 | XI 2021 | XII 2021 | Indices $\frac{\text{XII 2021}}{\text{XI 2021}}$ | Indices $\frac{\text{XII 2021}}{\text{XII 2020}}$ | XII 2020 | XI 2021 | XII 2021 | Indices $\frac{\text{XII 2021}}{\text{XI 2021}}$ | Indices $\frac{\text{XII 2021}}{\text{XII 2020}}$ | Structure of nights % | Average number of nights by arrivals |
| Total | 39.585 | 67.570 | 84.545 | 125,1 | 213,6 | 80.938 | 146.900 | 169.567 | 115,4 | 209,5 | 100,0 | 2,0 |
| Domestic tourist | 27.311 | 33.665 | 41.784 | 124,1 | 153,0 | 50.737 | 69.024 | 73.563 | 106,6 | 145,0 | 43,4 | 1,8 |
| Foreign tourist | 12.274 | 33.905 | 42.761 | 126,1 | 348,4 | 30.201 | 77.876 | 96.004 | 123,3 | 317,9 | 56,6 | 2,2 |

Tourist arrivals by months December 2020. - December 2021.

Table2: Foreign tourist arrivals and nights, by country of residence

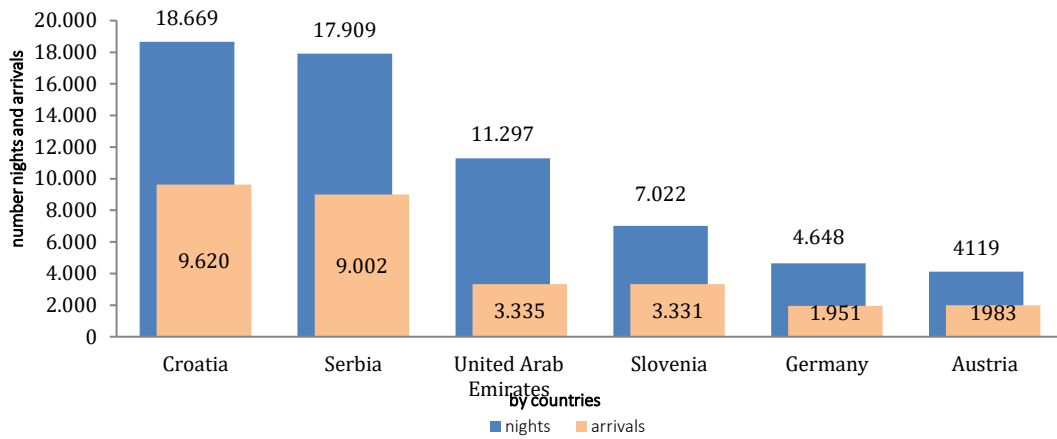
| | Arrivals | | | | | Nights | | | | | XII 2021 | |
|------------------------------|---------------|---------------|---------------|---|--|---------------|---------------|---------------|---|--|-----------------------------|---|
| | XII 2020 | XI 2021 | XII 2021 | Indices $\frac{\text{XII 2021}}{\text{XI 2021}}$ | Indices $\frac{\text{XII 2021}}{\text{XII 2020}}$ | XII 2020 | XI 2021 | XII 2021 | Indices $\frac{\text{XII 2021}}{\text{XI 2021}}$ | Indices $\frac{\text{XII 2021}}{\text{XII 2020}}$ | Structure of nights % | Average number of nights by arrivals |
| Total Foreign tourist | 12.274 | 33.905 | 42.761 | 126,1 | 348,4 | 30.201 | 77.876 | 96.004 | 123,3 | 317,9 | 100,0 | 2,2 |
| Albania | 21 | 331 | 444 | 134,1 | 900,9 | 60 | 782 | 820 | 104,9 | 900,9 | 0,9 | 1,8 |
| Austria | 322 | 1.030 | 1.983 | 192,5 | 615,8 | 704 | 2.005 | 4.119 | 205,4 | 585,1 | 4,3 | 2,1 |
| Belgium | 51 | 291 | 171 | 58,8 | 335,3 | 198 | 705 | 407 | 57,7 | 205,6 | 0,4 | 2,4 |
| Bulgaria | 66 | 123 | 196 | 159,3 | 297,0 | 239 | 373 | 501 | 134,3 | 209,6 | 0,5 | 2,6 |
| Montenegro | 645 | 1.220 | 1.825 | 149,6 | 282,9 | 1.067 | 2.822 | 3.407 | 120,7 | 319,3 | 3,5 | 1,9 |
| Czech Republic | 59 | 223 | 122 | 54,7 | 206,8 | 111 | 456 | 258 | 56,6 | 232,4 | 0,3 | 2,1 |
| Denmark | 34 | 177 | 158 | 89,3 | 464,7 | 107 | 411 | 332 | 80,8 | 310,3 | 0,3 | 2,1 |
| Estonia | 8 | 18 | 4 | 22,2 | 50,0 | 19 | 32 | 4 | 12,5 | 21,1 | 0,0 | 1,0 |
| Finland | 7 | 134 | 23 | 17,2 | 328,6 | 24 | 416 | 48 | 11,5 | 200,0 | 0,0 | 2,1 |
| France | 126 | 475 | 356 | 74,9 | 282,5 | 346 | 1.116 | 771 | 69,1 | 222,8 | 0,8 | 2,2 |
| Greece | 12 | 150 | 129 | 86,0 | 900,9 | 55 | 458 | 310 | 67,7 | 563,6 | 0,3 | 2,4 |
| Netherlands | 86 | 507 | 471 | 92,9 | 547,7 | 206 | 1.239 | 1.016 | 82,0 | 493,2 | 1,1 | 2,2 |
| Croatia | 1.648 | 5.572 | 9.620 | 172,6 | 583,7 | 3.583 | 14.026 | 18.669 | 133,1 | 521,0 | 19,4 | 1,9 |
| Ireland | 11 | 89 | 49 | 55,1 | 445,5 | 37 | 283 | 111 | 39,2 | 300,0 | 0,1 | 2,3 |
| Iceland | 1 | 11 | 2 | 18,2 | 200,0 | 7 | 20 | 28 | 140,0 | 400,0 | 0,0 | 14,0 |
| Italy | 124 | 752 | 512 | 68,1 | 412,9 | 365 | 1.959 | 1.474 | 75,2 | 403,8 | 1,5 | 2,9 |
| Cyprus | 2 | 35 | 11 | 31,4 | 550,0 | 2 | 131 | 36 | 27,5 | 900,9 | 0,0 | 3,3 |
| Latvia | 3 | 3 | 4 | 133,3 | 133,3 | 11 | 5 | 5 | 100,0 | 45,5 | 0,0 | 1,3 |
| Lithuania | 9 | 26 | 17 | 65,4 | 188,9 | 34 | 108 | 22 | 20,4 | 64,7 | 0,0 | 1,3 |
| Luxembourg | 33 | 38 | 97 | 255,3 | 293,9 | 103 | 111 | 389 | 350,5 | 377,7 | 0,4 | 4,0 |
| Hungary | 68 | 194 | 273 | 140,7 | 401,5 | 207 | 699 | 950 | 135,9 | 458,9 | 1,0 | 3,5 |
| Malta | - | 5 | 6 | 120,0 | - | - | 5 | 25 | 500,0 | - | 0,0 | 4,2 |

(continued on next page)

(next)

| | Arrivals | | | | | Nights | | | | | XII 2021 | |
|--|----------|---------|----------|--------------------------------|---------------------------------|----------|---------|----------|--------------------------------|---------------------------------|-----------------------------|---|
| | XII 2020 | XI 2021 | XII 2021 | Indices XII 2021 XI 2021 | Indices XII 2021 XII 2020 | XII 2020 | XI 2021 | XII 2021 | Indices XII 2021 XI 2021 | Indices XII 2021 XII 2020 | Structure of nights % | Average number of nights by arrivals |
| Norway | 14 | 85 | 90 | 105,9 | 642,9 | 38 | 200 | 159 | 79,5 | 418,4 | 0,2 | 1,8 |
| Germany | 394 | 1.325 | 1.951 | 147,2 | 495,2 | 917 | 3.375 | 4.648 | 137,7 | 506,9 | 4,8 | 2,4 |
| Poland | 59 | 173 | 271 | 156,6 | 459,3 | 289 | 418 | 743 | 177,8 | 257,1 | 0,8 | 2,7 |
| Portugal | 12 | 78 | 26 | 33,3 | 216,7 | 47 | 201 | 54 | 26,9 | 114,9 | 0,1 | 2,1 |
| Romania | 52 | 135 | 119 | 88,1 | 228,8 | 164 | 399 | 294 | 73,7 | 179,3 | 0,3 | 2,5 |
| Russian Federation | 101 | 299 | 230 | 76,9 | 227,7 | 332 | 694 | 468 | 67,4 | 141,0 | 0,5 | 2,0 |
| North Macedonia | 121 | 373 | 385 | 103,2 | 318,2 | 250 | 786 | 1.000 | 127,2 | 400,0 | 1,0 | 2,6 |
| Slovakia | 19 | 120 | 69 | 57,5 | 363,2 | 29 | 344 | 153 | 44,5 | 527,6 | 0,2 | 2,2 |
| Slovenia | 374 | 1.667 | 3.331 | 199,8 | 890,6 | 967 | 2.917 | 7.022 | 240,7 | 726,2 | 7,3 | 2,1 |
| Serbia | 2.555 | 6.486 | 9.002 | 138,8 | 352,3 | 6.092 | 12.241 | 17.909 | 146,3 | 294,0 | 18,7 | 2,0 |
| Spain | 47 | 374 | 118 | 31,6 | 251,1 | 167 | 939 | 238 | 25,3 | 142,5 | 0,2 | 2,0 |
| Switzerland (including Liechtenstein) | 379 | 342 | 648 | 189,5 | 171,0 | 785 | 784 | 1.410 | 179,8 | 179,6 | 1,5 | 2,2 |
| Sweden | 51 | 420 | 436 | 103,8 | 854,9 | 150 | 1.045 | 1.023 | 97,9 | 682,0 | 1,1 | 2,3 |
| Turkey | 543 | 2.430 | 1.653 | 68,0 | 304,4 | 1.372 | 4.998 | 3.497 | 70,0 | 254,9 | 3,6 | 2,1 |
| United Kingdom | 99 | 386 | 249 | 64,5 | 251,5 | 280 | 890 | 559 | 62,8 | 199,6 | 0,6 | 2,2 |
| Ukraine | 53 | 417 | 93 | 22,3 | 175,5 | 140 | 572 | 336 | 58,7 | 240,0 | 0,3 | 3,6 |
| Other European countries | 43 | 117 | 146 | 124,8 | 339,5 | 107 | 338 | 298 | 88,2 | 278,5 | 0,3 | 2,0 |
| Egypt | 20 | 66 | 84 | 127,3 | 420,0 | 23 | 214 | 211 | 98,6 | 900,9 | 0,2 | 2,5 |
| South Africa | 1 | 5 | 11 | 220,0 | 900,9 | 1 | 13 | 54 | 415,4 | 900,9 | 0,1 | 4,9 |
| Other African countries | 101 | 99 | 101 | 102,0 | 100,0 | 228 | 255 | 162 | 63,5 | 71,1 | 0,2 | 1,6 |
| Canada | 19 | 124 | 117 | 94,4 | 615,8 | 54 | 288 | 384 | 133,3 | 711,1 | 0,4 | 3,3 |
| USA | 253 | 1.050 | 784 | 74,7 | 309,9 | 497 | 2.097 | 1.873 | 89,3 | 376,9 | 2,0 | 2,4 |
| Other Northern American countries | 1 | 15 | 29 | 193,3 | 900,9 | 9 | 28 | 62 | 221,4 | 688,9 | 0,1 | 2,1 |
| Brazil | 12 | 41 | 43 | 104,9 | 358,3 | 25 | 85 | 88 | 103,5 | 352,0 | 0,1 | 2,0 |
| Other Southern and Central American countries | 11 | 74 | 45 | 60,8 | 409,1 | 40 | 167 | 85 | 50,9 | 212,5 | 0,1 | 1,9 |
| Bahrain | 60 | 155 | 156 | 100,6 | 260,0 | 212 | 427 | 471 | 110,3 | 222,2 | 0,5 | 3,0 |
| India | 19 | 93 | 101 | 108,6 | 531,6 | 34 | 217 | 249 | 114,7 | 732,4 | 0,3 | 2,5 |
| Iran | 7 | 7 | 10 | 142,9 | 142,9 | 83 | 19 | 77 | 405,3 | 92,8 | 0,1 | 7,7 |
| Israel | 78 | 121 | 71 | 58,7 | 91,0 | 152 | 313 | 161 | 51,4 | 105,9 | 0,2 | 2,3 |
| Japan | 17 | 16 | 17 | 106,3 | 100,0 | 53 | 53 | 36 | 67,9 | 67,9 | 0,0 | 2,1 |
| Republic of Korea | 5 | 41 | 16 | 39,0 | 320,0 | 6 | 87 | 31 | 35,6 | 516,7 | 0,0 | 1,9 |
| Qatar | 72 | 86 | 193 | 224,4 | 268,1 | 128 | 269 | 686 | 255,0 | 535,9 | 0,7 | 3,6 |
| China | 91 | 252 | 349 | 138,5 | 383,5 | 172 | 687 | 1.230 | 179,0 | 715,1 | 1,3 | 3,5 |
| Kuwait | 142 | 292 | 164 | 56,2 | 115,5 | 569 | 1.174 | 681 | 58,0 | 119,7 | 0,7 | 4,2 |
| Malaysia | 1 | 47 | 195 | 415 | 901 | 1 | 99 | 258 | 260,6 | 901 | 0,3 | 1,3 |
| Oman | 96 | 459 | 250 | 54,5 | 260,4 | 287 | 938 | 717 | 76,4 | 249,8 | 0,7 | 2,9 |
| Saudi Arabia | 21 | 1.806 | 1.011 | 56,0 | 900,9 | 43 | 4.554 | 2.674 | 58,7 | 900,9 | 2,8 | 2,6 |
| United Arab Emirates | 2.852 | 2.038 | 3.335 | 163,6 | 116,9 | 7.596 | 5.567 | 11.297 | 202,9 | 148,7 | 11,8 | 3,4 |
| Other Asian countries | 108 | 360 | 319 | 88,6 | 295,4 | 319 | 966 | 830 | 85,9 | 260,2 | 0,9 | 2,6 |
| Australia | 11 | 21 | 57 | 271,4 | 518,2 | 29 | 46 | 124 | 269,6 | 427,6 | 0,1 | 2,2 |
| New Zealand | 24 | 2 | 7 | 350,0 | 29,2 | 29 | 5 | 30 | 600,0 | 103 | 0,0 | 4,3 |
| Other countries of Oceania | - | 4 | 6 | 150,0 | - | - | 5 | 20 | 400,0 | - | 0,0 | 3,3 |
| | 14 | 85 | 90 | 105,9 | 642,9 | 38 | 200 | 159 | 79,5 | 418,4 | 0,2 | 1,8 |

Foreign tourist nights and arrivals, by country of residence, December 2021.

Table 3: Tourist arrivals and nights according to the classification of activities ²⁾

| | Arrivals | | | | | Nights | | | | | XII 2021 |
|--|---------------|---------------|---------------|--------------------------------|---------------------------------|---------------|----------------|----------------|--------------------------------|---------------------------------|-----------------------------|
| | XII 2020 | XI 2021 | XII 2021 | Indices XII 2021 XI 2021 | Indices XII 2021 XII 2020 | XII 2020 | XI 2021 | XII 2021 | Indices XII 2021 XI 2021 | Indices XII 2021 XII 2020 | Structure of nights % |
| Total | 39.585 | 67.570 | 84.545 | 125,1 | 213,6 | 80.938 | 146.900 | 169.567 | 115,4 | 209,5 | 100,0 |
| Hotels and similar accommodation | 38.615 | 65.447 | 81.967 | 125,2 | 212,3 | 78.160 | 137.802 | 160.686 | 116,6 | 205,6 | 94,8 |
| Holiday and other short-stay accommodation | 866 | 1.618 | 1.949 | 120,5 | 225,1 | 2.271 | 3.961 | 4.630 | 116,9 | 203,9 | 2,7 |
| Camps and camping grounds | 55 | 43 | 186 | 432,6 | 338,2 | 104 | 85 | 380 | 447,1 | 365,4 | 0,2 |
| Other accommodation | 49 | 462 | 443 | 95,9 | 900,9 ¹⁾ | 403 | 5.052 | 3.871 | 76,6 | 900,9 ¹⁾ | 2,3 |
| Domestic tourist | 27.311 | 33.665 | 41.784 | 124,1 | 153,0 | 50.737 | 69.024 | 73.563 | 106,6 | 145,0 | 43,4 |
| Hotels and similar accommodation | 26.471 | 32.163 | 40.111 | 124,7 | 151,5 | 48.537 | 61.928 | 67.551 | 109,1 | 139,2 | 39,8 |
| Holiday and other short-stay accommodation | 757 | 1.076 | 1.252 | 116,4 | 165,4 | 1.755 | 2.262 | 2.432 | 107,5 | 138,6 | 1,4 |
| Camps and camping grounds | 34 | 8 | 53 | 662,5 | 155,9 | 42 | 14 | 57 | 407,1 | 135,7 | 0,0 |
| Other accommodation | 49 | 418 | 368 | 88,0 | 751,0 | 403 | 4.820 | 3.523 | 73,1 | 874,2 | 2,1 |
| Foreign tourist | 12.274 | 33.905 | 42.761 | 126,1 | 348,4 | 30.201 | 77.876 | 96.004 | 123,3 | 317,9 | 56,6 |
| Hotels and similar accommodation | 12.144 | 33.284 | 41.856 | 125,8 | 344,7 | 29.623 | 75.874 | 93.135 | 122,7 | 314,4 | 54,9 |
| Holiday and other short-stay accommodation | 109 | 542 | 697 | 128,6 | 639,4 | 516 | 1.699 | 2.198 | 129,4 | 426,0 | 1,3 |
| Camps and camping grounds | 21 | 35 | 133 | 380,0 | 633,3 | 62 | 71 | 323 | 454,9 | 521,0 | 0,2 |
| Other accommodation | - | 44 | 75 | 170,5 | - | - | 232 | 348 | 150,0 | - | 0,2 |

2) The Classification of Economic Activities of BiH 2010

Table 4: Tourist arrivals and nights, by type of organisation of tourist trips

| | Individual arrangement | | | | | | Organised trip | | | | | |
|-------------------------|------------------------|----------|---------------------------------|-----------|----------|---------------------------------|----------------|----------|---------------------------------|-----------|----------|---------------------------------|
| | Arrivals | | | Nights | | | Arrivals | | | Nights | | |
| | XII 2020 | XII 2021 | Indices XII 2021 XII 2020 | XII 2020* | XII 2021 | Indices XII 2021 XII 2020 | XII 2020 | XII 2021 | Indices XII 2021 XII 2020 | XII 2020* | XII 2021 | Indices XII 2021 XII 2020 |
| Total | 36.290 | 72.489 | 199,7 | 72.754 | 141.446 | 194,4 | 3.295 | 12.056 | 365,9 | 8.184 | 28.121 | 343,6 |
| Domestic tourist | 25.008 | 36.561 | 146,2 | 45.682 | 62.293 | 136,4 | 2.303 | 5.223 | 226,8 | 5.055 | 11.270 | 222,9 |
| Foreign tourist | 11.282 | 35.928 | 318,5 | 27.072 | 79.153 | 292,4 | 992 | 6.833 | 688,8 | 3.129 | 16.851 | 538,5 |

Methodology

The purpose of the statistical survey

The purpose of the statistical survey is to monitor the tourist activity realised in commercial accommodation establishments and to provide internationally comparable BiH's tourism statistics in accordance with current EU Regulations for the tourism statistics.

Observation units

Observation units are all business entities /legal units which are, by the main activity, registered in accommodation activity (division 55 - KD BiH 2010), persons as well as households that rent accommodation establishments to tourists. For the purpose of the survey, Classification of Activities in Bosnia and Herzegovina - KD BiH 2010 was used, and it is fully compliant with the European Classification of Economic Activities - NACE Rev. 2.

Coverage

Reporting units are all business entities (enterprises, craftsmen, cooperatives, institutions, associations etc.) and their constituent units that are registered according to KD BiH 2010 under section : 55.1 (hotels and similar accommodation), 55.2 (holiday and other short - stay accommodation), 55.3 (camps and camping grounds), 55.9 (other uncategorised accommodation), health care institutions in which person themselves bear the fee for medical rehabilitation or their stay: business entities that deal with the mediation of accommodation of guests in: households, houses, camps, apartments and rooms which are directly rented by private persons/households. Survey covers the entire territory of Bosnia and Herzegovina.

Source and methods of data collection

Data on tourists turnover (number of tourist arrivals and tourist nights) are collected from regular monthly report (TU-11 form). Reports are usually made on the basis of reception records in guest books, entities and their parts engaged in organising and arranging of tourists.

Data revision

Regular press releases on tourism are published in monthly dynamics and contain preliminary / first results until the final data are published.

The first regular revision of data implies that, when publishing data for the next month, the published data from the previous month (t-1) are revised in accordance with the information submitted by the reporting unit. The second regular revision of previously published data is the annual revision, which includes all changes in the data submitted after the first revision, in order to ensure the accuracy of the published data.

The press release clearly indicates what the data are, so that users of the statistics can interpret them correctly. If new statistical standards and concepts are introduced, changes in the research methodology are made, it is necessary to revise the data to ensure the consistency and comparability of data from previous historical series and new data series. Users will be informed about changes in data and reasons in an appropriate and transparent manner, in regular monthly press releases and other publications for the public, as well as on the website of the BiH Agency for Statistics (www.bhas.gov.ba).

Definitions

Tourism means the activity of visitors taking a trip to a main destination outside their usual environment for less than a year, for leisure, business or other personal purpose other than to be employed by a resident entity in the place visited.

Tourist is every person who, outside his place of permanent residence, spends one night in a hotel or some other accommodation facility for reasons of rest, recreation, health, study, sport, religion, family, business, public tasks or meeting. Tourist is registered in every place or establishment where he stays and, therefore, in case of change of place or establishment, he must register again, which results in data ambiguity. Consequently, the statistics registers the number of tourist arrivals, not the number of tourists.

Residence is a place where a person came with the intention of permanent stay. Tourist is registered in every place or establishment where he stays and, therefore, in case he/she changes the place or establishment, he/she must register again, which results in data ambiguity. Consequently, the statistics register the number of tourist arrivals and not the number of tourists.

Domestic tourist is a person with permanent residence in the BiH who spends at least one night in a hotel or same other accommodation establishment outside their place or residence.

Foreign tourist is every person with permanent residence outside in BiH who temporarily resides in BiH and who spends at least one night in a hotel or same other accommodation establishment.

Tourist arrivals refer to the number of persons (tourists) who arrived and registered their stay in an accommodation establishment.

Tourist nights refer to every registered overnight stay of a person (tourist) in an accommodation establishment.

Accommodation capacities are presented as the number of rooms, apartments and camping sites, and the number of permanent beds.

Permanent beds are those that are regularly ready-made for renting to guests.

Occupancy rate of permanent beds (net) in the reference period is obtained by dividing the total number of nights by the number of beds on offer and the number of days when the beds are actually available for use during the reference period. The data are expressed as a percentage.

Occupancy rate of bedrooms (net) in the reference period is obtained by dividing the total number of bedrooms used during the reference period by the number of bedrooms available for use during the reference period. The data is expressed as a percentage.

Organization of tourist arrivals represent the way of organising tourist arrangements. Depending on the way of organising, tourist arrangement can be individual or organised (travel agencies).

Symbols

- no occurrence

0,0 value not zero but less than 0,05

Published by the Agency for Statistics of the Bosnia and Herzegovina, 71000 Sarajevo, Zelenih beretki 26

Phone: +387 (33) 911 911 | Telefax: +387 (33) 220 622

E-mail: bhas@bhas.gov.ba | Web site: www.bhas.gov.ba

Responsible persons:

Velimir Jukić, Assistant Director of Business Statistics

Vesna Čužić, Director

Prepared by: Azra Bander Demirović



Please consider the environment before printing this document.